2020-2029
CAPITAL IMPROVEMENT
PROJECT DETAIL

PROJECT: INFORMATION TECHNOLOGY #2-Information Technology Hardware & Software Replacement

I. PROJECT TYPE: Information Technology & Communications

II. LOCATION: City Agencies

III. PROJECT OBJECTIVES AND BACKGROUND

NEED SERVED:										
	☐ New	M	Safety	L	Facility Cond.	M	Productivity			
	☑ Replace	N/A	Mandates	M	Service Def.	N/A	Tax Base Exp.	H	City Master Pl.	
	☐ Rebuild	L	O + M Costs	N/A	Council Goals	L	Timeliness		Parks	

☑ Total-Cost-of-Ownership (TCO) or Life-cycle Cost (LCC) analysis

DESCRIPTION: The focus of the Capital Project is to maintain a secure and stable IT environment through routine investments in the City's IT infrastructure. Though not on the cutting edge of technology, the replacement program ensures that City technology continues to effectively support employee productivity, as well as services to the public.

Initially implemented using the industry standard three year replacement cycle, the program was adjusted to a four year cycle for desktop computers in FY07 to better control cost. Servers are replaced on a 5 year cycle. Other equipment such as switches, routers, firewalls, and printers shall be replaced as needed.

SERVICE IMPACT: The City is dependent upon technology in all aspects of its day-to-day and longer term operations. This CIP is critical to assuring City employees that the systems on which they depend will work reliably. As the City continues with the ERP replacement initiative which increases the integration among departmental resources, this dependence is even more critical. Not only will older equipment breakdown and slow the delivery of applications, but application software version improvements require reasonably up-to-date hardware and software to work at all, let alone deliver enhanced/improved features.

IMPACT IF NOT FUNDED: The MIS Master Plan has provided a cost-effective mechanism to stay reasonably current with technology at a modest consistent annual investment. Without this investment, not only will the City fall behind in offering the services demanded by the community, but systems will become technologically obsolete and fail, jeopardizing service delivery and possibly public safety. Correcting such a situation after failure, is much more expensive than maintaining the City's technology investment on an on-going basis.

IV PREVIOUS FISCAL YEAR AUTHORIZED: 1998 PREVIOUS AMOUNT:

V. PROJECT USEFUL LIFE (In Years): 5 Expected Bond Term (in Years) 5

PROJECT: INFORMATION TECHNOLOGY #2-Information Technology Hardware & Software Replacement

VI. PROJECT FUND SUMMARY

Fund	Type	2020	2021	2022	2023	2024	2025	2026	2027	2028	2029	Ten Years
Sewer	Capital Transfer	31,375	23,250	17,250	27,750	31,250	31,250	17,250	27,750	31,250	25,000	263,375
Water	Capital Transfer	31,375	23,250	17,250	27,750	31,250	31,250	17,250	27,750	31,250	25,000	263,375
General	Capital Transfer	188,250	199,500	183,500	166,500	187,500	187,500	183,500	166,500	187,500	220,000	1,870,250
	Total	251,000	246,000	218,000	222,000	250,000	250,000	218,000	222,000	250,000	270,000	2,397,000

VII. PROJECT FUND DETAIL

Fiscal Year	Fund Type	Amount	Action
2020	General Capital Transfer	188,250	Replace hardware, computers, laptops, monitors, Switches ($150,000). Replace end-of-life servers ($50,000). Printers ($10,000). Software upgrades ($40,000).
	Sewer Capital Transfer	31,375	Sewer share of above.
	Water Capital Transfer	31,375	Water share of above.
		$251,000	2020 Subtotal
2021	General Capital Transfer	199,500	Replace hardware, computers, laptops, monitors ($100,000). Replace 1/5 end-of-life servers ($35,000). Printers ($10,000). Software upgrades ($30,000). Replace Fire Department apparatus mobile computers ($70,000).
	Water Capital Transfer	23,250	Water share of above.
	Sewer Capital Transfer	23,250	Sewer share of above.
		$246,000	2021 Subtotal
2022	General Capital Transfer	183,500	Replace Hardware, computers, laptops, monitors ($98,000). Replace end-of-life servers ($20,000). Printers ($10,000). Software upgrades (10,000). Replace Police Department mobile computers ($80,000).
	Sewer Capital Transfer	17,250	Sewer share of above.
	Water Capital Transfer	17,250	Water share of above.
		$218,000	2022 Subtotal
2023	General Capital Transfer	166,500	Replace hardware, computers, laptops, monitors ($70,000). Replace end-of-life servers ($20,000). Training for current and new employees, ($20,000). Printers ($10,000). Software upgrades ($100,000).

PROJECT: INFORMATION TECHNOLOGY #2-Information Technology Hardware & Software Replacement

	Sewer Capital Transfer	27,750	Sewer share of above.
	Water Capital Transfer	27,750	Water share of above.
		$222,000	2023 Subtotal
2024	General Capital Transfer	187,500	Replace hardware, computers, laptops, monitors ($120,000). Replace end-of-life servers ($40,000). Printers ($10,000). Software upgrades ($80,000).
	Water Capital Transfer	31,250	Water share of above.
	Sewer Capital Transfer	31,250	Sewer share of above.
		$250,000	2024 Subtotal
2025	General Capital Transfer	187,500	Replace hardware, computers, laptops, monitors ($120,000). Replace end-of-life servers ($20,000). Printers ($10,000). Software upgrades ($30,000). Replace Fire Department apparatus mobile computers ($70,000).
	Sewer Capital Transfer	31,250	Sewer share of above.
	Water Capital Transfer	31,250	Water share of above.
		$250,000	2025 Subtotal
2026	General Capital Transfer	183,500	Replace Hardware, computers, laptops, monitors ($98,000). Replace end-of-life servers ($20,000). Printers ($10,000). Software upgrades (10,000). Replace Police Department mobile computers ($80,000).
	Water Capital Transfer	17,250	Water share.
	Sewer Capital Transfer	17,250	Sewer share.
		$218,000	2026 Subtotal
2027	General Capital Transfer	166,500	Replace hardware, computers, laptops, monitors ($70,000). Replace end-of-life servers ($20,000). Training for current and new employees, ($20,000). Printers ($10,000). Software upgrades ($100,000).
	Sewer Capital Transfer	27,750	Sewer share of above.
	Water Capital Transfer	27,750	Water share of above.
		$222,000	2027 Subtotal

PROJECT:	INFORMATION TECHNOLOGY		#2-Information Technology Hardware & Software Replacement
2028	General Capital Transfer	187,500	Replace hardware, computers, laptops, monitors ($120,000). Replace end-of-life servers ($20,000). Printers ($10,000). Software upgrades ($30,000). Replace Fire Department apparatus mobile computers ($70,000).
	Water Capital Transfer	31,250	Water portion.
	Sewer Capital Transfer	31,250	Sewer portion.
		$250,000	2028 Subtotal
2029	General Capital Transfer	220,000	Replace hardware, computers, laptops, monitors ($120,000). Replace 1/5 end-of-life servers ($35,000). Printers ($10,000). Software upgrades ($30,000). Replace Fire Department apparatus mobile computers ($75,000).
	Sewer Capital Transfer	25,000	Sewer portion.
	Water Capital Transfer	25,000	Water portion.
		$270,000	2029 Subtotal
	TOTAL	$2,397,000	

2020-2029
CAPITAL IMPROVEMENT
PROJECT DETAIL

PROJECT: FIRE #4-Fire Department Vehicle Replacement

I. PROJECT TYPE: Fire Vehicles

II. LOCATION: All Stations

III. PROJECT OBJECTIVES AND BACKGROUND

NEED SERVED:										
	☐ New	M	Safety	H	Facility Cond.	M	Productivity			
	☑ Replace	N/A	Mandates	H	Service Def.	N/A	Tax Base Exp.	H	City Master Pl.	
	☐ Rebuild	H	O + M Costs	N/A	Council Goals	M	Timeliness	Motor Vehicle Equipment		

☐ Total-Cost-of-Ownership (TCO) or Life-cycle Cost (LCC) analysis

DESCRIPTION: Systematic planned replacement of fire apparatus, rescue and support vehicles to provide for public safety and minimize operational costs for vehicle maintenance and repairs. The Department currently has the following compliment of vehicles:

Engines / Pumpers: 5 total. 3 frontline, 2 reserve. Generally kept for 8 years of front line service and 8 years reserve (for total of 16 years of service).

1 Tanker (2,000 gallons). Generally kept for 20 years of service. Serves rural areas of City without City Water.

Ambulances: 5 total. 3 frontline, 2 reserve. Generally kept for 4 years of front line service, with 4 years in reserve (for 8 years total).

Forestry Units: 3 total. Kept for 10 years.

Boats (motorized): 3 total. Kept for 10-15 years.

Ladder Trucks: 2 total. 1 frontline, 1 reserve. 8 years front line service followed by 8 years in reserve (16 years total).

Utility Truck: Pick-up truck assigned to Central Station (Kept for approximately 10 years).

Fire Alarm Division: 1 pickup truck, 1 bucket truck. (Kept for approximately 10 years).

Staff Vehicles:
Chief (1)
Deputy Chief (2)
Training Captain (1)
EMS Captain (1)
Fire Marshal (1)

PROJECT: FIRE #4-Fire Department Vehicle Replacement

Asst. Fire Marshal (1)
Battalion Chiefs (2)
Unassigned / floater (1)

SERVICE IMPACT: Routine replacement of vehicles is necessary in order to provide reliable fire and emergency medical services, as well as service for fire alarm, traffic, and pedestrian signal equipment.

IMPACT IF NOT FUNDED: Reduced ability to service fire and emergency medical needs, as well as alarm system, traffic and pedestrian signal equipment in a timely fashion. Increased operating and maintenance costs for older equipment.

IV PREVIOUS FISCAL YEAR AUTHORIZED: PREVIOUS AMOUNT:

V. PROJECT USEFUL LIFE (In Years): Expected Bond Term (in Years) 10

VI. PROJECT FUND SUMMARY

Fund	Type	2020	2021	2022	2023	2024	2025	2026	2027	2028	2029	Ten Years
General	Capital Close-out	579	0	0	0	0	0	0	0	0	0	579
General	G.O. Bonds	105,000	850,000	615,000	1,500,000	975,000	1,445,000	920,000	795,000	100,000	75,000	7,380,000
	Total	105,579	850,000	615,000	1,500,000	975,000	1,445,000	920,000	795,000	100,000	75,000	7,380,579

VII. PROJECT FUND DETAIL

Fiscal Year	Fund Type	Amount	Action
2020	General G.O. Bonds	60,000	Replace Forestry 7 (2008)
	General G.O. Bonds	45,000	Purchase and equip off road utility type vehicle for fire and EMS coverage on city trail system, wooded areas and for special event coverage
	General Capital Close-out	579	Closeout share.
		$105,579	2020 Subtotal
2021	General G.O. Bonds	700,000	Replace Engine 4
	General G.O. Bonds	150,000	Fire Alarm Bucket Truck Replacement (2008)
		$850,000	2021 Subtotal

PROJECT: FIRE #4-Fire Department Vehicle Replacement

2022	General	G.O. Bonds	275,000	Replace Ambulance 4
	General	G.O. Bonds	275,000	Replace Ambulance 5
	General	G.O. Bonds	65,000	Replacement of Command Car (2013)
			$615,000	2022 Subtotal
2023	General	G.O. Bonds	1,500,000	Replace Ladder Truck (2013)
			$1,500,000	2023 Subtotal
2024	General	G.O. Bonds	500,000	Replacement Tanker Truck
	General	G.O. Bonds	275,000	Replace Ambulance 7
	General	G.O. Bonds	200,000	Replace 4 Staff Vehicles
			$975,000	2024 Subtotal
2025	General	G.O. Bonds	745,000	Replace Engine 5 (2016)
	General	G.O. Bonds	700,000	Replace Rescue 1 (2006)
			$1,445,000	2025 Subtotal
2026	General	G.O. Bonds	770,000	Replace Engine 7 (2017)
	General	G.O. Bonds	150,000	Replace 3 staff vehicles
			$920,000	2026 Subtotal
2027	General	G.O. Bonds	650,000	Replace Ambulances 4 & 5
	General	G.O. Bonds	85,000	Replacement of Command Car
	General	G.O. Bonds	60,000	Replacement of Utility Truck
			$795,000	2027 Subtotal
2028	General	G.O. Bonds	100,000	Replace Forestry 4 (2017)
			$100,000	2028 Subtotal

PROJECT: FIRE #4-Fire Department Vehicle Replacement

2029	General	G.O. Bonds	75,000	Replace Fire Prevention Education Trailer (2003)
			$75,000	2029 Subtotal
	TOTAL		$7,380,579	

2020-2029
CAPITAL IMPROVEMENT
PROJECT DETAIL

PROJECT: CD-ENGINEERING SERVICES #17-Sidewalk, Bikeway and Streetscape Improvements

I. PROJECT TYPE: Sidewalks and Streetscapes

II. LOCATION: City Wide

III. PROJECT OBJECTIVES AND BACKGROUND

NEED SERVED:									
	☐ New	L	Safety	M	Facility Cond.	M	Productivity		
	☐ Replace	H	Mandates	M	Service Def.	L	Tax Base Exp.	H	City Master Pl.
	☑ Rebuild	L	O + M Costs	L	Council Goals	M	Timeliness	Sidewalks	
	☐ Total-Cost-of-Ownership (TCO) or Life-cycle Cost (LCC) analysis								

DESCRIPTION: Comprehensive city-wide program to construct new or repair and rehabilitate existing sidewalks, pathways, bikeways, trails, and streetscape improvements including the installation of granite curbing, paved and unpaved sidewalks, paths, and trails and related infrastructure and appurtenances as required to comply with current ADA standards and regulations. Work also includes the construction or repair and rehabilitation of sidewalk ramps, construction of dedicated lanes or widened shoulders for bike lane opportunities along with streetscape landscaping in order to improve and enhance multi-modal capacity throughout the City.

SERVICE IMPACT: Reduce annual maintenance costs related to deteriorated infrastructure.

IMPACT IF NOT FUNDED: Continued non-compliance with mandated ADA requirements.

IV PREVIOUS FISCAL YEAR AUTHORIZED: 1996 PREVIOUS AMOUNT:

V. PROJECT USEFUL LIFE (In Years): 10 Expected Bond Term (in Years)

VI. PROJECT FUND SUMMARY

Fund	Type	2020	2021	2022	2023	2024	2025	2026	2027	2028	2029	Ten Years
General	G.O. Bonds	0	0	225,000	0	250,000	0	275,000	0	300,000	0	1,050,000
	Total	0	0	225,000	0	250,000	0	275,000	0	300,000	0	1,050,000

PROJECT: CD-ENGINEERING SERVICES #17-Sidewalk, Bikeway and Streetscape Improvements

VII. PROJECT FUND DETAIL

Fiscal Year	Fund Type	Amount	Action
2022	General G.O. Bonds	225,000	Sidewalk Improvements. Program to be coordinated with CIP 78 "Neighborhood Road Improvement Program".
		$225,000	2022 Subtotal
2024	General G.O. Bonds	250,000	Sidewalk Improvements. Program to be coordinated with CIP 78 "Neighborhood Road Improvement Program".
		$250,000	2024 Subtotal
2026	General G.O. Bonds	275,000	Sidewalk Improvements. Program to be coordinated with CIP 78 "Neighborhood Road Improvement Program".
		$275,000	2026 Subtotal
2028	General G.O. Bonds	300,000	Sidewalk Improvements. Program to be coordinated with CIP 78 "Neighborhood Road Improvement Program".
		$300,000	2028 Subtotal
	TOTAL	$1,050,000	

2020-2029
CAPITAL IMPROVEMENT
PROJECT DETAIL

PROJECT: CD-ENGINEERING SERVICES #18-Storrs Street Extension, North & South

I. PROJECT TYPE: Streets New Construction

II. LOCATION: Northerly and southerly of present Storrs St., along and parallel to the west side of the railroad tracks.

III. PROJECT OBJECTIVES AND BACKGROUND

NEED SERVED:										
	☑ New	N/A	Safety	N/A	Facility Cond.	N/A	Productivity			
	☐ Replace	N/A	Mandates	L	Service Def.	M	Tax Base Exp.	H	City Master Pl.	
	☐ Rebuild	M	O + M Costs	M	Council Goals	L	Timeliness		Corridor Improvements	

☐ Total-Cost-of-Ownership (TCO) or Life-cycle Cost (LCC) analysis

DESCRIPTION: The purpose of this project is to design and construction two extensions of Storrs Street , together with customary municipal infrastructure, in accordance with the North End Opportunity Corridor Tax Increment Finance District Development Program and Financing Plan, as well as the 2006 "Opportunity Corridor Master Plan", and 2030 City Master Plan in order to promote and encourage economic redevelopment in the Opportunity Corridor.

The first phase of the project shall extend Storrs Street north to Constitution Avenue.

The second phase of the project shall extend Storrs Street south to Langdon Avenue.

SERVICE IMPACT: Moderate increases in highway operation and maintenance costs.

IMPACT IF NOT FUNDED: Delays economic development/redevelopment in the south end development corridor, prohibits of achieving long-standing goal of connecting Horseshoe Pond Office Park and former South End Rail Yard to Downtown.

IV PREVIOUS FISCAL YEAR AUTHORIZED: Oct. 1998 PREVIOUS AMOUNT:

V. PROJECT USEFUL LIFE (In Years): 20 Expected Bond Term (in Years)

PROJECT: CD-ENGINEERING SERVICES #18-Storrs Street Extension, North & South

VI. PROJECT FUND SUMMARY

Fund	Type	2020	2021	2022	2023	2024	2025	2026	2027	2028	2029	Ten Years
General	G.O. Bonds	0	0	0	0	500,000	5,000,000	0	0	0	0	5,500,000
Other	Tax Increment Financing	650,000*	6,650,000	0	0	0	0	0	0	0	0	7,300,000
	Total	650,000	6,650,000	0	0	500,000	5,000,000	0	0	0	0	12,800,000

VII. PROJECT FUND DETAIL

Fiscal Year	Fund Type	Amount	Action
2020	Other Tax Increment Financing	650,000	Design and Permitting: Storrs Street North Ext. (Storrs Street to Constitution Ave). Excludes construction oversight / administration. Funded by NEOCTIF District (Capital Transfer).
		$650,000	2020 Subtotal
2021	Other Tax Increment Financing	6,650,000	Construction of Storrs Street Extension North from the current north end of Storrs Street at the Holiday Inn to Constitution Avenue. Assumes at grade crossing of High Speed Rail Corridor. Cost estimate to be refined once design is completed. $6.3M in NEOCTIF G.O. Bonds; $250,000 in NEOCTIF Capital Transfer. Water main and sanitary sewer improvements to support project are included in CIP 86 and 91. Potential improvements to the Storrs Street / North Main Street intersection, which is outside of the NEOCTIF District, are included in CIP 34.
		$6,650,000	2021 Subtotal
2024	General G.O. Bonds	500,000	Storrs Street Extension South design from Storrs Street at the intersection of Theatre Street southerly beneath the Water Street bridge to Langdon Avenue.
		$500,000	2024 Subtotal
2025	General G.O. Bonds	5,000,000	Storrs Street Extension South construction southerly from Theatre Street beneath the Water Street bridge to Langdon Avenue.
		$5,000,000	2025 Subtotal
	TOTAL	$12,800,000	

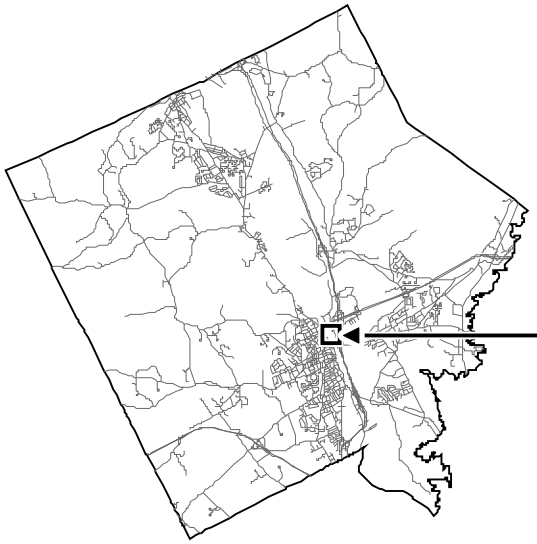

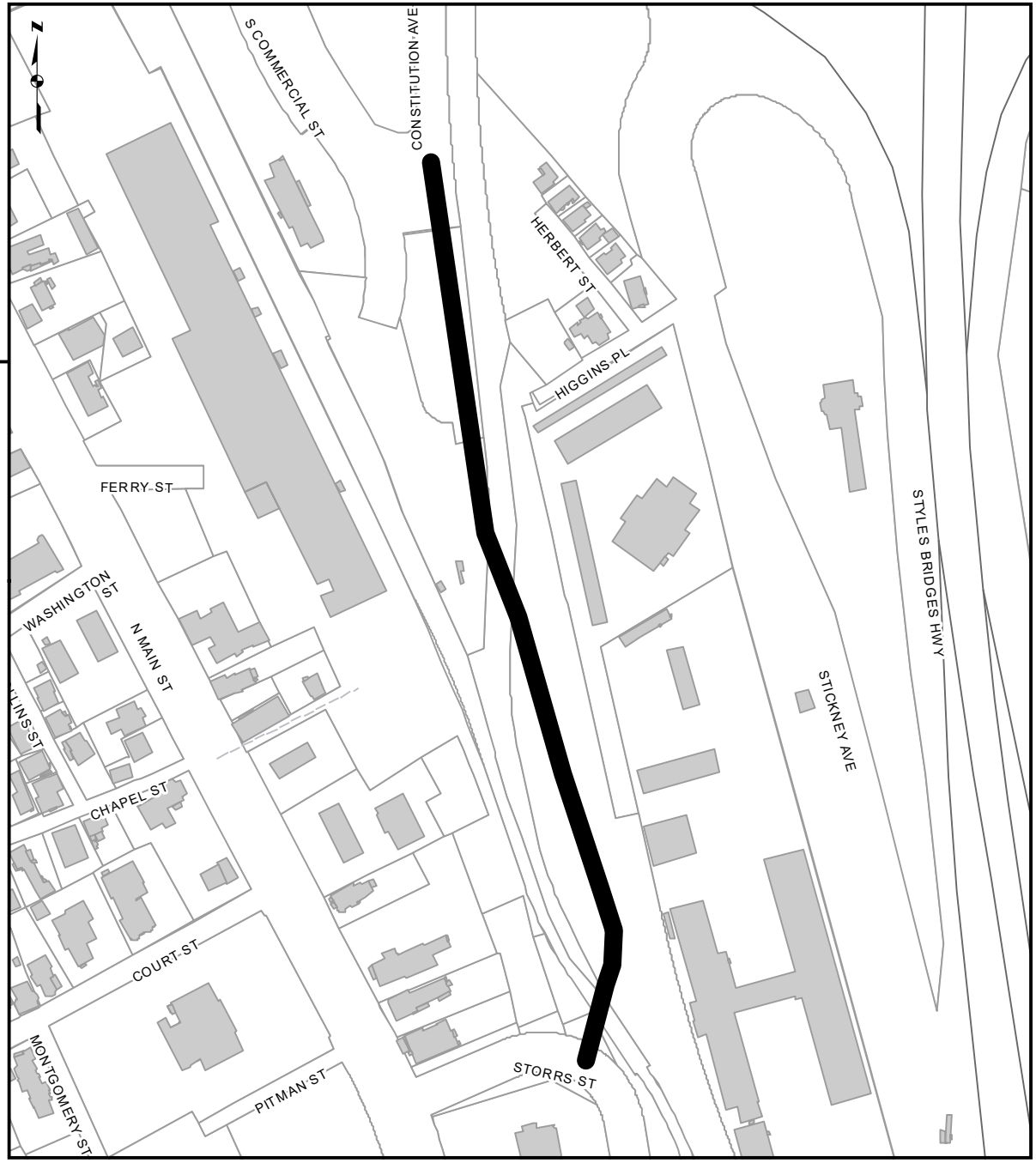

Disclaimer of Mapping Accuracy
Engineering Services Division
City of Concord, New Hampshire

GEOGRAPHIC INFORMATION SYSTEM

This map conforms to the United States National Map Accuracy Standards. It was prepared for use by the City of Concord and uses a database digitized at a scale of 1:1200. Enlargements may produce measurable discrepancies. The City makes no representations or guarantees of its accuracy or its suitability for use other than by the City. Users other than the City, do so at their own risk.

Not to Scale

FY 2020
CIP PROJECT #18

STORRS STREET
EXTENSION, NORTH

2020-2029
CAPITAL IMPROVEMENT
PROJECT DETAIL

PROJECT: CD-ENGINEERING SERVICES #30-Hoit Road / Whitney Road Intersection Signalization

I. PROJECT TYPE: Intersections

II. LOCATION: Hoit Road, Whitney Road Intersection

III. PROJECT OBJECTIVES AND BACKGROUND

NEED SERVED:									
	☑ New	L	Safety	N/A	Facility Cond.	N/A	Productivity		
	☐ Replace	N/A	Mandates	L	Service Def.	N/A	Tax Base Exp.	N	City Master Pl.
	☐ Rebuild	L	O + M Costs	L	Council Goals	N/A	Timeliness	Intersection Improvement	
	☐ Total-Cost-of-Ownership (TCO) or Life-cycle Cost (LCC) analysis								

DESCRIPTION: The purpose of this project is to design and construct improvements to the Hoit Road / Whitney Road / Old Boyce Road intersection for the purpose of supporting continued economic development within the Whitney Road / Exit 17 commercial and industrial districts. Pending input from the NH Department of Transportation, intersection improvements may consist of a signalized intersection with turn lanes, or a round-about.

SERVICE IMPACT: Provide appropriate intersection capacity to support future economic development in the Exit 17 Corridor. Improved vehicular safety. Increased operating and maintenance costs associated with new signal.

IMPACT IF NOT FUNDED: Insufficient intersection capacity to support additional development in the Exit 17 Corridor.

IV PREVIOUS FISCAL YEAR AUTHORIZED: 2004 PREVIOUS AMOUNT:

V. PROJECT USEFUL LIFE (In Years): 20 Expected Bond Term (in Years)

VI. PROJECT FUND SUMMARY

Fund	Type	2020	2021	2022	2023	2024	2025	2026	2027	2028	2029	Ten Years
General	Donations	0	0	2,050,000	0	0	0	0	0	0	0	2,050,000
General	Impact Fees Traf Dist 1	100,000	0	200,000	0	0	0	0	0	0	0	300,000
	Total	100,000	0	2,250,000	0	0	0	0	0	0	0	2,350,000

PROJECT: CD-ENGINEERING SERVICES #30-Hoit Road / Whitney Road Intersection Signalization

VII. PROJECT FUND DETAIL

Fiscal Year	Fund Type		Amount	Action
2020	General	Impact Fees Traf Dist 1	100,000	Conceptual design of potential intersection improvements for Route 4 / Whitney Road / Old Boyce Road intersection. Analysis shall include review of potential changes to ramps at I-93 Exit 17, as well as Hannah Dustin Drive.
			$100,000	2020 Subtotal
2022	General	Donations	2,050,000	Donation share.
	General	Impact Fees Traf Dist 1	200,000	Design and construction of traffic signal and related improvements at intersection of Hoit and Whitney roads.
			$2,250,000	2022 Subtotal
	TOTAL		$2,350,000	

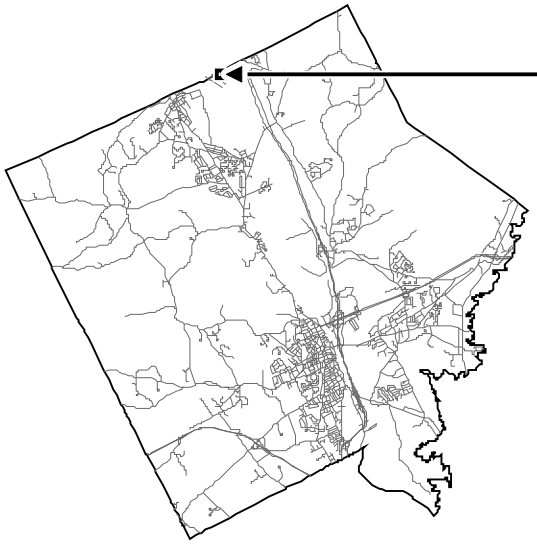

Disclaimer of Mapping Accuracy
Engineering Services Division
City of Concord, New Hampshire

GEOGRAPHIC INFORMATION SYSTEM

This map conforms to the United States National Map Accuracy Standards. It was prepared for use by the City of Concord and uses a database digitized at a scale of 1:1200. Enlargements may produce measurable discrepancies. The City makes no representations or guarantees of its accuracy or its suitability for use other than by the City. Users other than the City, do so at their own risk.

Not to Scale

FY 2020
CIP PROJECT #30

HOIT ROAD/WHITNEY ROAD
INTERSECTION SIGNALIZATION

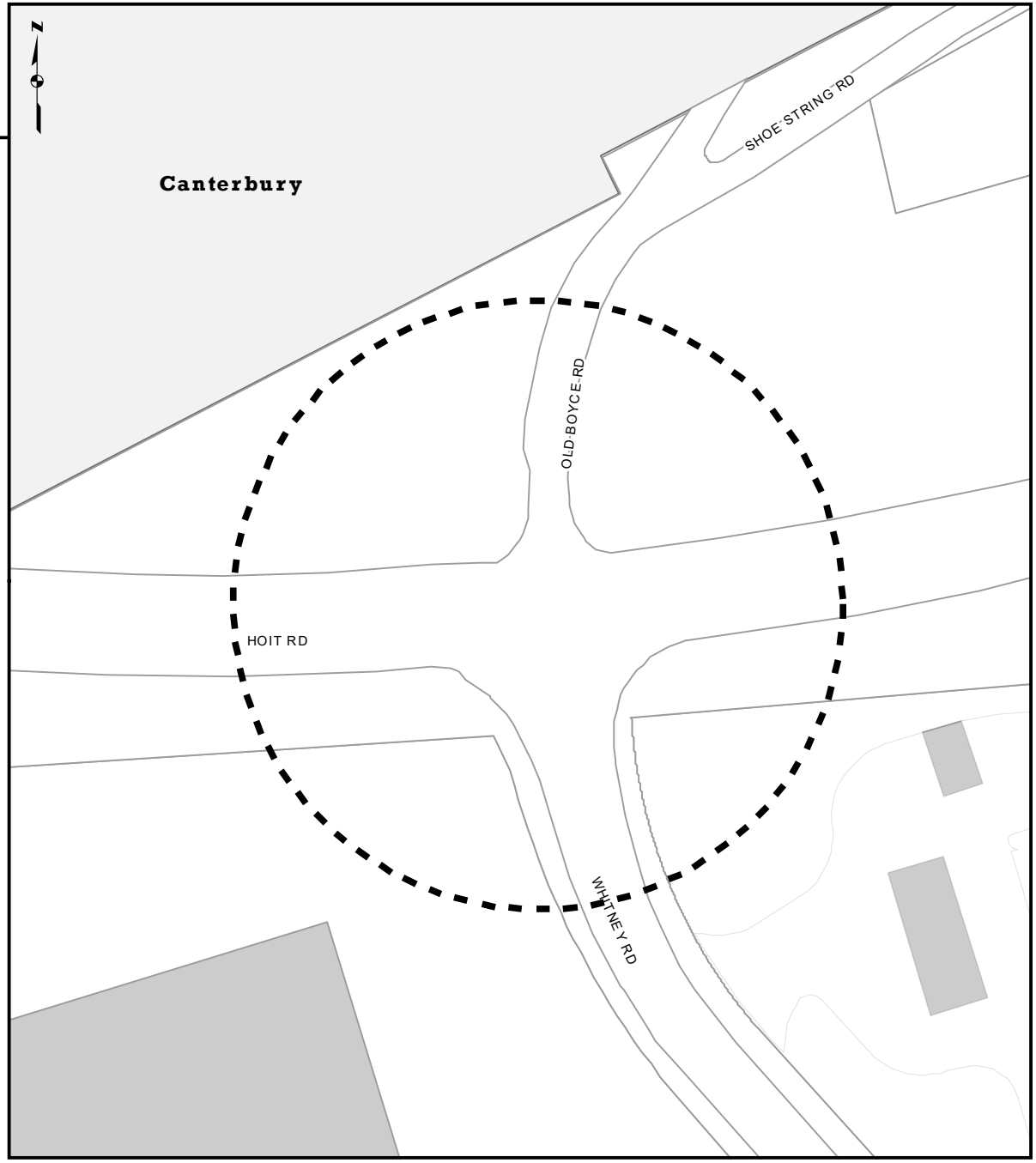

2020-2029
CAPITAL IMPROVEMENT
PROJECT DETAIL

PROJECT: CD-ENGINEERING SERVICES #31-Broadway / West Street Intersection (McKee Square) Signalization

I. PROJECT TYPE: Intersections

II. LOCATION: Broadway / West Street Intersection (McKee Square)

III. PROJECT OBJECTIVES AND BACKGROUND

NEED SERVED:

☑	New	M	Safety	L	Facility Cond.	N/A	Productivity		
☐	Replace	L	Mandates	L	Service Def.	N/A	Tax Base Exp.	M	City Master Pl.
☐	Rebuild	L	O + M Costs	L	Council Goals	L	Timeliness		Intersection Improvement

☐ Total-Cost-of-Ownership (TCO) or Life-cycle Cost (LCC) analysis

DESCRIPTION: As a result of traffic improvements recommended by Vanasse, Hangen, Brustlin, Inc. (VHB) in their 1990 Traffic Operations Improvement Plan, this project is intended to minimize congestion and improve safety by adding lane capacity at the intersection, providing orderly turning and through traffic movement capability along with pedestrian access and crosswalk improvements at the McKee Square intersection.

The intersection was subsequently studied as part of the Conant/Rundlett Safe Routes to School Travel Plan by the Central NH Regional Planning Commission and concluded that pedestrian improvements is a priority at this intersection.

The McKee Square intersection will be examined in a broader context to include not only the immediate McKee Square area but also the West Street/Broadway intersection, the South Street/Downing Street intersection, as well as the South Street/West Street intersection to determine what measures should be taken to improve traffic flow and safety.

SERVICE IMPACT: Slight increase in operating and maintenance costs associated with signal. Improved levels of service through intersection.

IMPACT IF NOT FUNDED: Increased traffic congestion and delays.

IV PREVIOUS FISCAL YEAR AUTHORIZED: 2000 PREVIOUS AMOUNT:

V. PROJECT USEFUL LIFE (In Years): 20 Expected Bond Term (in Years)

PROJECT: CD-ENGINEERING SERVICES #31-Broadway / West Street Intersection (McKee Square) Signalization

VI. PROJECT FUND SUMMARY

Fund	Type	2020	2021	2022	2023	2024	2025	2026	2027	2028	2029	Ten Years
General	G.O. Bonds	0	0	0	1,800,000	0	0	0	0	0	0	1,800,000
General	Impact Fees Traf Dist 3	0	0	200,000	0	0	0	0	0	0	0	200,000
	Total	0	0	200,000	1,800,000	0	0	0	0	0	0	2,000,000

VII. PROJECT FUND DETAIL

Fiscal Year	Fund Type	Amount	Action
2022	General Impact Fees Traf Dist 3	200,000	Traffic assessment and final design of intersection improvements including traffic signalization at West Street and Broadway and modifications to the existing traffic signal at McKee Square. Design includes public outreach with neighborhood stakeholders.
		$200,000	2022 Subtotal
2023	General G.O. Bonds	1,800,000	Construction of intersection improvements including traffic signalization at West Street and Broadway and modifications to the existing traffic signal at McKee Square.
		$1,800,000	2023 Subtotal
	TOTAL	$2,000,000	

2020-2029
CAPITAL IMPROVEMENT
PROJECT DETAIL

PROJECT: CD-ENGINEERING SERVICES #34-North Main Street / Storrs Street Intersection Signalization

I. PROJECT TYPE: Intersections

II. LOCATION: North Main at Storrs Street

III. PROJECT OBJECTIVES AND BACKGROUND

NEED SERVED:										
	☑ New	L	Safety	N/A	Facility Cond.	N/A	Productivity			
	☐ Replace	N/A	Mandates	L	Service Def.	N/A	Tax Base Exp.	M	City Master Pl.	
	☐ Rebuild	L	O + M Costs	L	Council Goals	L	Timeliness		Intersection Improvement	
	☐ Total-Cost-of-Ownership (TCO) or Life-cycle Cost (LCC) analysis									

DESCRIPTION: The purpose of this project is to study and potentially implement improvements at the North Main Street and Storrs Street intersection. Traffic studies, design, and potential construction of improvements shall be coordinated with CIP 18 Storrs Street Extension North.

SERVICE IMPACT: Increase level of service and reduce delays for south bound, left turn movements from Storrs Street.

IMPACT IF NOT FUNDED: Increased traffic congestion and delays.

IV PREVIOUS FISCAL YEAR AUTHORIZED: 2001 PREVIOUS AMOUNT:

V. PROJECT USEFUL LIFE (In Years): 20 Expected Bond Term (in Years)

VI. PROJECT FUND SUMMARY

Fund	Type	2020	2021	2022	2023	2024	2025	2026	2027	2028	2029	Ten Years
General	G.O. Bonds	0	400,000	0	0	0	0	0	0	0	0	400,000
	Total	0	400,000	0	0	0	0	0	0	0	0	400,000

PROJECT: CD-ENGINEERING SERVICES #34-North Main Street / Storrs Street Intersection Signalization

VII. PROJECT FUND DETAIL

Fiscal Year	Fund Type	Amount	Action
2021	General G.O. Bonds	400,000	Final design and construction of intersection improvements. To be coordinated with CIP #18 "Storrs Street North" project. Includes "North Main Street Book-End" paving originally included in CIP 460 Downtown Complete Street Project.
		$400,000	2021 Subtotal
	TOTAL	$400,000	

2020-2029
CAPITAL IMPROVEMENT
PROJECT DETAIL

PROJECT: CD-ENGINEERING SERVICES #36-Manchester Street / Route 3 South

I. PROJECT TYPE: Street Corridor Improvements

II. LOCATION: Manchester Street from Exit 13 Terminus to Pembroke Town Line

III. PROJECT OBJECTIVES AND BACKGROUND

NEED SERVED:									
	☑ New	M	Safety	L	Facility Cond.	N/A	Productivity		
	☐ Replace	H	Mandates	H	Service Def.	N/A	Tax Base Exp.	H	City Master Pl.
	☑ Rebuild	M	O + M Costs	H	Council Goals	L	Timeliness		Corridor Improvements

☐ Total-Cost-of-Ownership (TCO) or Life-cycle Cost (LCC) analysis

DESCRIPTION: The purpose of this project is to widen Manchester Street from 2 to 3 lanes between Garvins Falls Road to Airport Road.

In 2005, City Council approved to proceed with the improvements to Manchester Street consisting of a three lane section from Garvins Falls Road to Banks Chevrolet, acquisition of additional right of way (from an existing 66 feet to 82 feet) to accommodate the relocation of private utilities and the new signalized intersection at Airport Road and Integra Drive (to include five lane approach at the intersection).

In 2012 the Airport Road / Manchester Street intersection was fully reconstructed. The remaining corridor improvement project includes a three lane travel section with new sidewalk on both sides of Manchester Street, vertical granite curbing and a drainage infiltration system.

Future traffic modeling projects volumes over 50,000 vehicles per day on this corridor. These improvements will improve traffic flow, minimize congestion and increase safety, as well as support limited development within the Garvins Falls Urban Reserve Area Plan.

In the long-term, a five lane wide roadway will be required to support expanded development of the Garvins Falls area, as well as background traffic growth. See Project #43 (Garvins Falls) for additional improvements to the corridor at Old Suncook Road and Manchester Street.

SERVICE IMPACT: Improved traffic flow and reduced delays, as well as safety improvements for vehicles and pedestrians. Increased operational and maintenance costs for new signalized intersections and snow plowing operations. Decreased long term operational and maintenance costs for road repairs.

IMPACT IF NOT FUNDED: Increased congestion, lower level of service and more travel delays. Also, without project, long term development of Garvins Falls Urban Reserve Area and redevelopment potential of the Manchester Street Corridor will be limited.

IV PREVIOUS FISCAL YEAR AUTHORIZED: PREVIOUS AMOUNT:

PROJECT: CD-ENGINEERING SERVICES #36-Manchester Street / Route 3 South

V. PROJECT USEFUL LIFE (In Years): 20 Expected Bond Term (in Years)

VI. PROJECT FUND SUMMARY

Fund	Type	2020	2021	2022	2023	2024	2025	2026	2027	2028	2029	Ten Years
Water	G.O. Bonds	0	0	0	0	0	130,000	0	0	0	0	130,000
General	G.O. Bonds	0	0	0	300,000	125,000	6,900,000	0	0	0	0	7,325,000
Sewer	G.O. Bonds	0	0	200,000	0	0	0	0	0	0	0	200,000
	Total	0	0	200,000	300,000	125,000	7,030,000	0	0	0	0	7,655,000

VII. PROJECT FUND DETAIL

Fiscal Year	Fund Type	Amount	Action
2022	Sewer G.O. Bonds	200,000	Replace approximately 1,100 feet of 15 inch sewer main with a new 18 inch main to provide for future capacity of the municipal system. Recommended in the 2004 Garvin's Falls Reserve Area Sewer Feasibility Report. Replacing deteriorated sanitary sewer service mains and installing new service mains.
		$200,000	2022 Subtotal
2023	General G.O. Bonds	300,000	Right of Way Acquisition
		$300,000	2023 Subtotal
2024	General G.O. Bonds	125,000	Relocate private business signs to accommodate utility relocation.
		$125,000	2024 Subtotal
2025	Water G.O. Bonds	130,000	Replace deteriorated service mains, install new service mains, hydrants and valves.
	General G.O. Bonds	6,000,000	Manchester Street reconstruction to three lanes from Garvin's Falls Road to Airport Road. Improvements include installation of a new storm water conveyance system.
	General G.O. Bonds	900,000	Construction of the signalized intersection of Manchester Street and Old Suncook Road ($300,000). Discontinue Garvins Falls Road ($50,000). Construction of the signalized intersection of Manchester Street and Jensen's Mobile Home Park together with related road improvements ($550,000) . Previously approved by City Council in 2005.
		$7,030,000	2025 Subtotal

PROJECT: CD-ENGINEERING SERVICES #36-Manchester Street / Route 3 South

TOTAL $7,655,000

2020-2029
CAPITAL IMPROVEMENT
PROJECT DETAIL

PROJECT: CD-ENGINEERING SERVICES #40-Langley Parkway

I. PROJECT TYPE: Streets New Construction

II. LOCATION: Clinton-Pleasant Street; Penacook/Auburn Street; North State Street

III. PROJECT OBJECTIVES AND BACKGROUND

NEED SERVED:										
	☑ New	H	Safety	N/A	Facility Cond.	N/A	Productivity			
	☐ Replace	N/A	Mandates	L	Service Def.	N/A	Tax Base Exp.	N	City Master Pl.	
	☐ Rebuild	M	O + M Costs	M	Council Goals	H	Timeliness		Corridor Improvements	

☐ Total-Cost-of-Ownership (TCO) or Life-cycle Cost (LCC) analysis

DESCRIPTION: In the 1950's, the City began planning the construction of a new collector road from Clinton Street in the vicinity of White Farm to North State Street at Penacook Street (3.0 miles) in an effort to alleviate congestion and cut-through traffic in the downtown and central core neighborhood areas by diverting trips which originate and arrive at destinations outside the City proper to the bypass roadway.

Phase I of this connector roadway was initiated in 1995 and included a new signal at the intersection of Pleasant Street and Langley Parkway and associated turn lanes. Phase II of the project involved the completion of the southerly leg of the bypass (approximately 0.75 miles) from Clinton Street to the new signalized intersection at Pleasant Street and Langley Parkway. Construction was completed in 2008.

Phase III includes the northerly extension of the bypass (approximately 2.25 miles) from Pleasant Street (via Langley Parkway) to Rumford and Penacook Streets.

SERVICE IMPACT: Phase II has proven to reduce traffic congestion on South Fruit, Pleasant and Clinton Streets. Provides alternative access to the City's medical corridor.

Phase III reduces traffic congestion and through traffic in residential areas north and south of Pleasant Street.

Increased O&M and snow plowing operational costs.

IMPACT IF NOT FUNDED: Regional Medical facility remains with single access. Additional corridor improvements needed along Pleasant, South Fruit and Clinton Streets entirely at the City's cost.

IV PREVIOUS FISCAL YEAR AUTHORIZED: May 1996 PREVIOUS AMOUNT:

V. PROJECT USEFUL LIFE (In Years): 20 Expected Bond Term (in Years)

PROJECT: CD-ENGINEERING SERVICES #40-Langley Parkway

VI. PROJECT FUND SUMMARY

Fund	Type	2020	2021	2022	2023	2024	2025	2026	2027	2028	2029	Ten Years
General	G.O. Bonds	0	2,860,400	0	6,795,000	0	0	0	0	0	0	9,655,400
General	Donations	0	2,860,400	0	0	0	0	0	0	0	0	2,860,400
	Total	0	5,720,800	0	6,795,000	0	0	0	0	0	0	12,515,800

VII. PROJECT FUND DETAIL

Fiscal Year	Fund Type	Amount	Action
2021	General Donations	2,860,400	Private contribution portion of project (50%).
	General G.O. Bonds	2,860,400	Phase III-A Construction - Construction of Langley Parkway from Pleasant Street to Auburn/Penacook Street. City portion of project (50%).
		$5,720,800	2021 Subtotal
2023	General G.O. Bonds	6,795,000	Phase III-B Construction - Construction of Langley Parkway from Auburn/Penacook Street to Boutin Street/North State Street.
		$6,795,000	2023 Subtotal
	TOTAL	$12,515,800	

2020-2029
CAPITAL IMPROVEMENT
PROJECT DETAIL

PROJECT: REC-GROUNDS #51-White Park

I. PROJECT TYPE: Parks and Open Space

II. LOCATION: White Street

III. PROJECT OBJECTIVES AND BACKGROUND

NEED SERVED:									
	☑ New	M	Safety	L	Facility Cond.	N/A	Productivity		
	☑ Replace	N/A	Mandates	H	Service Def.	N/A	Tax Base Exp.	M	City Master Pl.
	☑ Rebuild	N/A	O + M Costs	N/A	Council Goals	M	Timeliness	Parks	
	☐ Total-Cost-of-Ownership (TCO) or Life-cycle Cost (LCC) analysis								

DESCRIPTION: The purpose of this project is to make routine capital investments to repair or replace infrastructure at White Park, as well as to implement the goals and objectives of the Park's 2005 Master Plan.

SERVICE IMPACT: Appropriately maintains, repairs, and replaces park infrastructure thereby preserving the usability, appearance, and community satisfaction with this important recreational asset. Also reduces potential liabilities associated with deteriorated infrastructure.

IMPACT IF NOT FUNDED: Facilities overtime will deteriorate thereby increasing community dissatisfaction, disuse, and avoidance of this recreational asset. Also, deferred maintenance will result in higher repair costs in the future.

IV PREVIOUS FISCAL YEAR AUTHORIZED:

PREVIOUS AMOUNT:

V. PROJECT USEFUL LIFE (In Years): 15

Expected Bond Term (in Years)

VI. PROJECT FUND SUMMARY

Fund	Type	2020	2021	2022	2023	2024	2025	2026	2027	2028	2029	Ten Years
General	G.O. Bonds	110,000	175,000	50,000	125,000	60,000	125,000	60,000	35,000	25,000	0	765,000
	Total	110,000	175,000	50,000	125,000	60,000	125,000	60,000	35,000	25,000	0	765,000

PROJECT: REC-GROUNDS #51-White Park

VII. PROJECT FUND DETAIL

Fiscal Year	Fund Type	Amount	Action
2020	General G.O. Bonds	110,000	Repair deteriorated portions of the concrete parking lot.
		$110,000	2020 Subtotal
2021	General G.O. Bonds	125,000	Phase I of ornamental fence repair.
	General G.O. Bonds	50,000	Masonry repairs and rebuild to Trolley stop and wall.
		$175,000	2021 Subtotal
2022	General G.O. Bonds	50,000	Repair the retaining wall on the north side of the basket ball court.
		$50,000	2022 Subtotal
2023	General G.O. Bonds	125,000	Phase II of perimeter ornamental fence repair / replacement.
		$125,000	2023 Subtotal
2024	General G.O. Bonds	60,000	Full depth reconstruction of basketball court.
		$60,000	2024 Subtotal
2025	General G.O. Bonds	125,000	Phase III of perimeter ornamental fence repair / replacement.
		$125,000	2025 Subtotal
2026	General G.O. Bonds	60,000	Rehabilitate the impervious surface of the hockey rink.
		$60,000	2026 Subtotal
2027	General G.O. Bonds	25,000	Replacement of all hockey rink boards and doors.
	General G.O. Bonds	10,000	Crack seal & surface coat basketball court.
		$35,000	2027 Subtotal

PROJECT: REC-GROUNDS #51-White Park

2028	General	G.O. Bonds	25,000	Replace Irrigation system pump.
			$25,000	2028 Subtotal
	TOTAL		$765,000	

2020-2029
CAPITAL IMPROVEMENT
PROJECT DETAIL

PROJECT: REC-GROUNDS #52-Keach Park

I. PROJECT TYPE: Parks and Open Space

II. LOCATION: Loudon and Canterbury Roads and Newton Avenue

III. PROJECT OBJECTIVES AND BACKGROUND

NEED SERVED:									
	☑ New	H	Safety	M	Facility Cond.	N/A	Productivity		
	☑ Replace	N/A	Mandates	M	Service Def.	N/A	Tax Base Exp.	H	City Master Pl.
	☑ Rebuild	H	O + M Costs	N/A	Council Goals	M	Timeliness	Parks	
	☐ Total-Cost-of-Ownership (TCO) or Life-cycle Cost (LCC) analysis								

DESCRIPTION: The purpose of this project is to establish a capital improvement program for Keach Park.

SERVICE IMPACT: Routine repair and replacement of park amenities will maintain customer service, reduce operating cost, and minimize potential liabilities associated with deteriorated facilities.

IMPACT IF NOT FUNDED: Potential liabilities associated with damaged or deteriorated infrastructure. Lack of community use due to poorly maintained facilities.

IV PREVIOUS FISCAL YEAR AUTHORIZED:

PREVIOUS AMOUNT:

V. PROJECT USEFUL LIFE (In Years): 15

Expected Bond Term (in Years)

VI. PROJECT FUND SUMMARY

Fund	Type	2020	2021	2022	2023	2024	2025	2026	2027	2028	2029	Ten Years
General	Capital Transfer	0	0	40,000	0	0	0	0	0	0	0	40,000
General	G.O. Bonds	0	0	75,000	100,000	0	420,000	620,000	0	18,000	0	1,233,000
	Total	0	0	115,000	100,000	0	420,000	620,000	0	18,000	0	1,273,000

PROJECT: REC-GROUNDS #52-Keach Park

VII. PROJECT FUND DETAIL

Fiscal Year	Fund Type		Amount	Action
2022	General	G.O. Bonds	75,000	Addition of adult exercise equipment with poured in place safety surfacing.
	General	Capital Transfer	40,000	Replace irrigation system pump and appurtenances.
			$115,000	2022 Subtotal
2023	General	G.O. Bonds	100,000	Replace playground equipment.
			$100,000	2023 Subtotal
2025	General	G.O. Bonds	400,000	Design and construction of lighting improvements at one soccer field for night games.
	General	G.O. Bonds	20,000	Add water line and grade area for new outdoor skating area.
			$420,000	2025 Subtotal
2026	General	G.O. Bonds	620,000	Acquisition of property for park expansion.
			$620,000	2026 Subtotal
2028	General	G.O. Bonds	18,000	Installation of irrigation for turfed areas adjacent to the new Canterbury Road Community Center.
			$18,000	2028 Subtotal
	TOTAL		$1,273,000	

2020-2029
CAPITAL IMPROVEMENT
PROJECT DETAIL

PROJECT: REC-GROUNDS #54-Russell Martin Park

I. PROJECT TYPE: Parks and Open Space

II. LOCATION: Iron Works Road and Birch Street

III. PROJECT OBJECTIVES AND BACKGROUND

NEED SERVED:										
	☑ New	L	Safety	L	Facility Cond.	N/A	Productivity			
	☐ Replace	N/A	Mandates	M	Service Def.	N/A	Tax Base Exp.	H	City Master Pl.	
	☐ Rebuild	N/A	O + M Costs	N/A	Council Goals	M	Timeliness	Parks		

☐ Total-Cost-of-Ownership (TCO) or Life-cycle Cost (LCC) analysis

DESCRIPTION: The purpose of this project is to establish a capital improvement program for Russell Martin Park. Some improvements described herein stem from a design meeting of landscape professionals held in late 1996. In FY1998 access drives and parking were configured for interim use.

A multi phased approach is recommended. Phase I and II will develop playing fields (including under drainage). Phase III will complete parking lot pavement, driveways, timber rail, and landscaping.

SERVICE IMPACT: The proposed improvements will result in significant enhancements to an underutilized recreational asset, thereby expanding the City's capacity for field based sporting events.

IMPACT IF NOT FUNDED: Capacity for field based youth sports will remain limited.

IV PREVIOUS FISCAL YEAR AUTHORIZED:

PREVIOUS AMOUNT:

V. PROJECT USEFUL LIFE (In Years): 15

Expected Bond Term (in Years)

VI. PROJECT FUND SUMMARY

Fund	Type	2020	2021	2022	2023	2024	2025	2026	2027	2028	2029	Ten Years
General	G.O. Bonds	0	0	0	0	0	625,000	0	700,000	200,000	0	1,525,000
	Total	0	0	0	0	0	625,000	0	700,000	200,000	0	1,525,000

PROJECT: REC-GROUNDS #54-Russell Martin Park

VII. PROJECT FUND DETAIL

Fiscal Year	Fund Type	Amount	Action
2025	General G.O. Bonds	625,000	Design and Construction - West side playing field including drainage and irrigation
		$625,000	2025 Subtotal
2027	General G.O. Bonds	700,000	Design and Construction - East side playing field including drainage and irrigation
		$700,000	2027 Subtotal
2028	General G.O. Bonds	200,000	Design and Construction - Parking lot and landscaping improvements
		$200,000	2028 Subtotal
	TOTAL	$1,525,000	

2020-2029
CAPITAL IMPROVEMENT
PROJECT DETAIL

PROJECT: REC-GROUNDS #55-Rolfe Park

I. PROJECT TYPE: Parks and Open Space

II. LOCATION: Community Drive

III. PROJECT OBJECTIVES AND BACKGROUND

NEED SERVED:									
	☐ New	L	Safety	M	Facility Cond.	N/A	Productivity		
	☑ Replace	N/A	Mandates	M	Service Def.	N/A	Tax Base Exp.	H	City Master Pl.
	☑ Rebuild	N/A	O + M Costs	N/A	Council Goals	M	Timeliness	Parks	
	☐ Total-Cost-of-Ownership (TCO) or Life-cycle Cost (LCC) analysis								

DESCRIPTION: The purpose of this project is to establish a capital improvement program for Rolfe Park.

SERVICE IMPACT: Improved usability and community satisfaction, as well as potentially decreased liability.

IMPACT IF NOT FUNDED: Deferred maintenance will result in higher repair costs in the future.

IV PREVIOUS FISCAL YEAR AUTHORIZED: PREVIOUS AMOUNT:

V. PROJECT USEFUL LIFE (In Years): 15 Expected Bond Term (in Years)

VI. PROJECT FUND SUMMARY

Fund	Type	2020	2021	2022	2023	2024	2025	2026	2027	2028	2029	Ten Years
General	G.O. Bonds	20,000	0	0	60,000	100,000	70,000	0	0	320,000	0	570,000
	Total	20,000	0	0	60,000	100,000	70,000	0	0	320,000	0	570,000

VII. PROJECT FUND DETAIL

Fiscal Year	Fund Type	Amount	Action
2020	General G.O. Bonds	20,000	Crack seal, colorize and stripe existing two (2) tennis courts.
		$20,000	2020 Subtotal

PROJECT: REC-GROUNDS #55-Rolfe Park

2023	General	G.O. Bonds	60,000	Phase I of irrigation system improvements. Design and construct a pump station, piping, and irrigation heads for baseball and soccer fields (3.5 acres).
			$60,000	2023 Subtotal
2024	General	G.O. Bonds	100,000	Replace playground equipment utilizing poured in place safety surfacing.
			$100,000	2024 Subtotal
2025	General	G.O. Bonds	70,000	Remove 2 old tennis courts currently closed for safety issues, reuse as area for adult exercise equipment utilizing poured in place safety surfacing.
			$70,000	2025 Subtotal
2028	General	G.O. Bonds	300,000	Reconstruct the parking lot.
	General	G.O. Bonds	20,000	Crack seal, colorize and stripe two tennis courts and one basketball court.
			$320,000	2028 Subtotal
	TOTAL		$570,000	

2020-2029
CAPITAL IMPROVEMENT
PROJECT DETAIL

PROJECT: REC-GROUNDS #56-Rollins Park

I. PROJECT TYPE: Parks and Open Space

II. LOCATION: Bow Street and Broadway

III. PROJECT OBJECTIVES AND BACKGROUND

NEED SERVED:									
	☐ New	M	Safety	L	Facility Cond.	N/A	Productivity		
	☑ Replace	N/A	Mandates	H	Service Def.	N/A	Tax Base Exp.	H	City Master Pl.
	☑ Rebuild	M	O + M Costs	N/A	Council Goals	M	Timeliness	Parks	

☐ Total-Cost-of-Ownership (TCO) or Life-cycle Cost (LCC) analysis

DESCRIPTION: The purpose of this project is to establish a capital improvement program for Rollins Park. Projects are intended to repair and refurbish existing infrastructure, as well as construct new amenities to serve existing and future residents. Improvements include upgrades to the parking lot, landscaping, the baseball and softball fields, the playground area, as well as walkways to meet accessibility standards.

SERVICE IMPACT: Improved usability, appearance, and community satisfaction, as well as potentially decreased liability for the premier recreational facility of the South End.

IMPACT IF NOT FUNDED: Deterioration of facilities will accelerate, increasing community dissatisfaction, disuse, and avoidance of this recreational asset. Also, deferred maintenance will result in higher repair costs in the future.

IV PREVIOUS FISCAL YEAR AUTHORIZED:

PREVIOUS AMOUNT:

V. PROJECT USEFUL LIFE (In Years): 15

Expected Bond Term (in Years)

VI. PROJECT FUND SUMMARY

Fund	Type	2020	2021	2022	2023	2024	2025	2026	2027	2028	2029	Ten Years
General	G.O. Bonds	105,000	0	175,000	0	40,000	40,000	200,000	175,000	0	14,000	749,000
	Total	105,000	0	175,000	0	40,000	40,000	200,000	175,000	0	14,000	749,000

PROJECT: REC-GROUNDS #56-Rollins Park

VII. PROJECT FUND DETAIL

Fiscal Year	Fund Type	Amount	Action
2020	General G.O. Bonds	80,000	Final phase of stone wall repairs along Broadway.
	General G.O. Bonds	25,000	Repair historic stone bridge.
		$105,000	2020 Subtotal
2022	General G.O. Bonds	175,000	Full depth renovation for basketball and tennis courts per master plan. Includes new standards, acrylic backboards, new tennis posts, perimeter fencing with gates, and replacing old lights with new energy efficient LED lights.
		$175,000	2022 Subtotal
2024	General G.O. Bonds	40,000	Install automatic irrigation to Rollins Park athletic fields (softball and baseball fields, which are also used for Field Hockey during the fall months).
		$40,000	2024 Subtotal
2025	General G.O. Bonds	40,000	Replace baseball and softball field backstops.
		$40,000	2025 Subtotal
2026	General G.O. Bonds	200,000	Replace playground equipment utilizing poured in place safety surfacing.
		$200,000	2026 Subtotal
2027	General G.O. Bonds	175,000	Restore the former pond / water feature. Includes decorative aeration fountain and protective fencing.
		$175,000	2027 Subtotal
2029	General G.O. Bonds	14,000	Crack seal, colorize and stripe basketball and tennis court.
		$14,000	2029 Subtotal
	TOTAL	$749,000	

2020-2029
CAPITAL IMPROVEMENT
PROJECT DETAIL

PROJECT: CD-ENGINEERING SERVICES #57-Gustaf H. Lehtinen Park/Hero's Bridge

I. PROJECT TYPE: Parks and Open Space

II. LOCATION: Horse Hill Road

III. PROJECT OBJECTIVES AND BACKGROUND

NEED SERVED:									
	☑ New	L	Safety	N/A	Facility Cond.	N/A	Productivity		
	☑ Replace	N/A	Mandates	L	Service Def.	N/A	Tax Base Exp.	L	City Master Pl.
	☐ Rebuild	N/A	O + M Costs	N/A	Council Goals	L	Timeliness	Parks	
	☐ Total-Cost-of-Ownership (TCO) or Life-cycle Cost (LCC) analysis								

DESCRIPTION: Maintenance of multi-purpose bridge installed over the Contoocook River in 2008/2009.

SERVICE IMPACT: Maintenance of the bridge will ensure that it remains a safe and useful asset for residents.

IMPACT IF NOT FUNDED: Condition of bridge could deteriorate thereby causing liability for the City.

IV PREVIOUS FISCAL YEAR AUTHORIZED: 2009 PREVIOUS AMOUNT:

V. PROJECT USEFUL LIFE (In Years): 15 Expected Bond Term (in Years)

VI. PROJECT FUND SUMMARY

Fund	Type	2020	2021	2022	2023	2024	2025	2026	2027	2028	2029	Ten Years
General	G.O. Bonds	0	0	0	0	0	0	0	0	110,000	0	110,000
	Total	0	0	0	0	0	0	0	0	110,000	0	110,000

VII. PROJECT FUND DETAIL

Fiscal Year	Fund Type	Amount	Action
2028	General G.O. Bonds	110,000	Structural inspection and maintenance of recreation bridge structure and trail approaches.
		$110,000	2028 Subtotal

PROJECT:	CD-ENGINEERING SERVICES	#57-Gustaf H. Lehtinen Park/Hero's Bridge
TOTAL		$110,000

2020-2029
CAPITAL IMPROVEMENT
PROJECT DETAIL

PROJECT: REC-GROUNDS #59-Terrill Park

I. PROJECT TYPE: Parks and Open Space

II. LOCATION: Old Turnpike Road at Manchester Street

III. PROJECT OBJECTIVES AND BACKGROUND

NEED SERVED:									
	☑ New	M	Safety	L	Facility Cond.	N/A	Productivity		
	☐ Replace	N/A	Mandates	N/A	Service Def.	N/A	Tax Base Exp.	H	City Master Pl.
	☐ Rebuild	N/A	O + M Costs	N/A	Council Goals	M	Timeliness	Parks	
	☐ Total-Cost-of-Ownership (TCO) or Life-cycle Cost (LCC) analysis								

DESCRIPTION: In 2009, staff coordinated a review of the previous master plan and presented options to the Recreation and Parks Advisory Committee (RPAC). The park plan recognized the need for expanded athletic field capacity at this location. As such, the 2009 plan called for the design and construction of a premiere synthetic turf multi-purpose athletic field and associated infrastructure including grandstands, locker rooms, concessions, a storage building, lighting, as well as parking lots.

In FY2017 the consulting firm VHB was engaged to undertake preliminary design of proposed improvements, as well as update cost estimates for the project. As of January 2019, final plans and all development permits and approvals have been secured for the project.

SERVICE IMPACT: Provide additional appropriate recreation facilities at previously under-utilized park. Terrill Park is a great location for a "gateway park" as it is underused riverfront park.

IMPACT IF NOT FUNDED: Continued community dissatisfaction, disuse, and avoidance of this recreational asset, and increased future costs associated with delayed improvements.

IV PREVIOUS FISCAL YEAR AUTHORIZED: 2010 PREVIOUS AMOUNT:

V. PROJECT USEFUL LIFE (In Years): 25 Expected Bond Term (in Years)

VI. PROJECT FUND SUMMARY

Fund	Type	2020	2021	2022	2023	2024	2025	2026	2027	2028	2029	Ten Years
General	G.O. Bonds	0	2,100,000	0	0	900,000	0	0	400,000	0	0	3,400,000
General	Donations	0	300,000	0	0	0	0	0	0	0	200,000	500,000
	Total	0	2,400,000	0	0	900,000	0	0	400,000	0	200,000	3,900,000

PROJECT: REC-GROUNDS #59-Terrill Park

VII. PROJECT FUND DETAIL

Fiscal Year	Fund Type		Amount	Action
2021	General	G.O. Bonds	2,100,000	Phase 1: Construct multi-purpose playing field, lighting, fencing, new parking lot and maintenance/storage building per 2018 concept plan prepared by VHB and approved by City Council.
	General	Donations	300,000	Donations and grants share of project costs.
			$2,400,000	2021 Subtotal
2024	General	G.O. Bonds	900,000	Phase 2: Construct combination bathroom/concession building, playground, per 2018 concept plan prepared by VHB and approved by City Council.
			$900,000	2024 Subtotal
2027	General	G.O. Bonds	400,000	Phase 3 - Construct pavilion and add fitness equipment along paved trail per 2018 concept plan prepared by VHB and approved by City Council.
			$400,000	2027 Subtotal
2029	General	Donations	200,000	Placeholder for potential playground expansion.
			$200,000	2029 Subtotal
	TOTAL		$3,900,000	

2020-2029
CAPITAL IMPROVEMENT
PROJECT DETAIL

PROJECT: REC-GROUNDS #60-Kiwanis (Waterfront) Park

I. PROJECT TYPE: Parks and Open Space

II. LOCATION: Loudon Road (Adjacent to Everett Arena)

III. PROJECT OBJECTIVES AND BACKGROUND

NEED SERVED:									
	☑ New	L	Safety	N/A	Facility Cond.	N/A	Productivity		
	☐ Replace	N/A	Mandates	L	Service Def.	N/A	Tax Base Exp.	H	City Master Pl.
	☐ Rebuild	M	O + M Costs	N/A	Council Goals	M	Timeliness	Parks	
	☐ Total-Cost-of-Ownership (TCO) or Life-cycle Cost (LCC) analysis								

DESCRIPTION: In 2017 staff coordinated a review of a previous master plans and presented options to the Arena Advisory Committee (AAC), as well as the Recreation and Parks Advisory Committee (RPAC). Both committees agreed on improving the current amenities rather then design an entirely new park. The new park plan recognized the need to relocate the skate board park to another area within the park, as well as add field event space and a new pavilion near the river. The project will also feature improved parking for the park and the Everett Arena.

SERVICE IMPACT: Long range plan for expansion and full utilization of this City owned property.

IMPACT IF NOT FUNDED: A significant recreational asset will remain underdeveloped.

IV PREVIOUS FISCAL YEAR AUTHORIZED:

PREVIOUS AMOUNT:

V. PROJECT USEFUL LIFE (In Years): 20

Expected Bond Term (in Years)

VI. PROJECT FUND SUMMARY

Fund	Type	2020	2021	2022	2023	2024	2025	2026	2027	2028	2029	Ten Years
General	Donations	0	0	0	50,000	0	0	0	0	0	0	50,000
General	G.O. Bonds	0	120,000	0	350,000	0	550,000	600,000	0	0	0	1,620,000
	Total	0	120,000	0	400,000	0	550,000	600,000	0	0	0	1,670,000

PROJECT: REC-GROUNDS #60-Kiwanis (Waterfront) Park

VII. PROJECT FUND DETAIL

Fiscal Year	Fund Type		Amount	Action
2021	General	G.O. Bonds	120,000	Design and permitting for park improvements (Skateboard Park, Covered Pavilion, and Field/Event Space).
			$120,000	2021 Subtotal
2023	General	G.O. Bonds	350,000	Design and construct new skateboard park and associated lighting.
	General	Donations	50,000	Donation and grant share of the new skate board park.
			$400,000	2023 Subtotal
2025	General	G.O. Bonds	300,000	Design and construct a covered Pavilion.
	General	G.O. Bonds	250,000	Design and construct multipurpose field / event space.
			$550,000	2025 Subtotal
2026	General	G.O. Bonds	600,000	Design and construction of parking lot improvements for the park. Pavement shall consist of traditional asphalt pavement, as well as turf parking surfaces. Parking lot improvements for the park shall be coordinated with proposed parking lot improvements for the Arena.
			$600,000	2026 Subtotal
	TOTAL		$1,670,000	

2020-2029
CAPITAL IMPROVEMENT
PROJECT DETAIL

PROJECT: GS-PUBLIC PROPERTIES #63-City Wide Recreation Facility Improvements

I. PROJECT TYPE: Public Buildings

II. LOCATION: Various City Locations

III. PROJECT OBJECTIVES AND BACKGROUND

NEED SERVED:

☐	New	M	Safety	M	Facility Cond.	N/A	Productivity		
☑	Replace	N/A	Mandates	M	Service Def.	N/A	Tax Base Exp.	H	City Master Pl.
☑	Rebuild	N/A	O + M Costs	N/A	Council Goals	M	Timeliness		Public Facilities

☐ Total-Cost-of-Ownership (TCO) or Life-cycle Cost (LCC) analysis

DESCRIPTION: The purpose of this project is to provide for renovation and repair of Recreation Facilities throughout the city, including 7 neighborhood pools, as well as the West Street Ward House, Green Street Community Center, and City Auditorium. Improvements for the City-wide Community Center at Canterbury Road are addressed in CIP 443.

SERVICE IMPACT: Increased usability and reduced maintenance.

IMPACT IF NOT FUNDED: Deterioration of buildings will accelerate.

IV PREVIOUS FISCAL YEAR AUTHORIZED:

PREVIOUS AMOUNT:

V. PROJECT USEFUL LIFE (In Years): 15

Expected Bond Term (in Years) 20

VI. PROJECT FUND SUMMARY

Fund	Type	2020	2021	2022	2023	2024	2025	2026	2027	2028	2029	Ten Years
General	Capital Close-out	11,183	0	0	0	0	0	0	0	0	0	11,183
General	G.O. Bonds	45,000	850,000	285,000	400,000	550,000	550,000	200,000	200,000	200,000	0	3,280,000
	Total	56,183	850,000	285,000	400,000	550,000	550,000	200,000	200,000	200,000	0	3,291,183

PROJECT: GS-PUBLIC PROPERTIES #63-City Wide Recreation Facility Improvements

VII. PROJECT FUND DETAIL

Fiscal Year	Fund Type		Amount	Action
2020	General	G.O. Bonds	45,000	Replace chlorinators and pumps at 6 (six) pools.
	General	Capital Close-out	11,183	Replace chlorinators and pumps at 6 (six) pools.
			$56,183	2020 Subtotal
2021	General	G.O. Bonds	550,000	Merrill Park pool replacement.
	General	G.O. Bonds	300,000	Replace slate roof at West Street Ward House. Includes repair / replacement of approximately 15 rafters, additional underlayment, partial removal of 1 chimney to reduce roof penetrations, as well as removal of lead paint at soffits.
			$850,000	2021 Subtotal
2022	General	G.O. Bonds	150,000	Replace Green Street Community Center roof (last done in 1997).
	General	G.O. Bonds	100,000	Replace wood floor at West Street Ward House.
	General	G.O. Bonds	35,000	Replace the windows at the West Street Ward House.
			$285,000	2022 Subtotal
2023	General	G.O. Bonds	400,000	White Park pool replacement.
			$400,000	2023 Subtotal
2024	General	G.O. Bonds	550,000	Garrison Park pool replacement.
			$550,000	2024 Subtotal
2025	General	G.O. Bonds	550,000	Rollins Park pool replacement.
			$550,000	2025 Subtotal
2026	General	G.O. Bonds	200,000	Placeholder for future project.
			$200,000	2026 Subtotal

PROJECT:	GS-PUBLIC PROPERTIES		#63-City Wide Recreation Facility Improvements	
2027	General	G.O. Bonds	200,000	Placeholder for future project.
			$200,000	2027 Subtotal
2028	General	G.O. Bonds	200,000	Placeholder for future projects.
			$200,000	2028 Subtotal
	TOTAL		$3,291,183	

2020-2029
CAPITAL IMPROVEMENT
PROJECT DETAIL

PROJECT: GS-PUBLIC PROPERTIES #64-Arena Improvements

I. PROJECT TYPE: Arena

II. LOCATION: Everett Arena

III. PROJECT OBJECTIVES AND BACKGROUND

NEED SERVED:									
	☐ New	L	Safety	M	Facility Cond.	L	Productivity		
	☑ Replace	N/A	Mandates	L	Service Def.	N/A	Tax Base Exp.	N/A	City Master Pl.
	☑ Rebuild	L	O + M Costs	M	Council Goals	M	Timeliness		Public Facilities

☐ Total-Cost-of-Ownership (TCO) or Life-cycle Cost (LCC) analysis

DESCRIPTION: The purpose of this project is to make regular capital investments in the Everett Arena. Projects shall include, but not be limited to, repair / reconstruction of parking lots, electrical improvements, chiller unit replacement, as well as periodic replacement of roofing and exterior siding.

SERVICE IMPACT: Regular capital improvements will help maintain the facility, improve safety, decrease escalations in operating and maintenance expenses, and help keep the facility competitive in the market place.

IMPACT IF NOT FUNDED: The Arena is competing in a very competitive market that has seen dramatic growth in recent years. If the City does not make investments in the property, the arena's market share could be negatively affected, thereby reducing revenues and threatening its ability to remain financially self sufficient.

IV PREVIOUS FISCAL YEAR AUTHORIZED: June 1997 PREVIOUS AMOUNT:

V. PROJECT USEFUL LIFE (In Years): 20 Expected Bond Term (in Years)

VI. PROJECT FUND SUMMARY

Fund	Type	2020	2021	2022	2023	2024	2025	2026	2027	2028	2029	Ten Years
General	G.O. Bonds	0	0	1,025,000	0	0	0	0	0	0	0	1,025,000
Arena	G.O. Bonds	0	260,000	175,000	0	650,000	100,000	0	0	0	0	1,185,000
	Total	0	260,000	1,200,000	0	650,000	100,000	0	0	0	0	2,210,000

PROJECT: GS-PUBLIC PROPERTIES #64-Arena Improvements

VII. PROJECT FUND DETAIL

Fiscal Year	Fund Type	Amount	Action
2021	Arena G.O. Bonds	175,000	Replace compressors (1960 vintage).
	Arena G.O. Bonds	85,000	Strip and shingle north and south roofs.
		$260,000	2021 Subtotal
2022	General G.O. Bonds	1,025,000	General Fund portion of the parking lot reconstruction. Excludes parking lot expansion proposed in CIP 61 Kiwanis Park in FY2026.
	Arena G.O. Bonds	100,000	Replace Zamboni.
	Arena G.O. Bonds	75,000	Arena portion of parking lot reconstruction.
		$1,200,000	2022 Subtotal
2024	Arena G.O. Bonds	650,000	Final design and construction of a new lobby.
		$650,000	2024 Subtotal
2025	Arena G.O. Bonds	100,000	Replace Munters Dehumidification System.
		$100,000	2025 Subtotal
	TOTAL	$2,210,000	

2020-2029
CAPITAL IMPROVEMENT
PROJECT DETAIL

PROJECT: GS-PUBLIC PROPERTIES #65-City Hall Renovations

I. PROJECT TYPE: Public Buildings

II. LOCATION: City Hall - Green Street

III. PROJECT OBJECTIVES AND BACKGROUND

NEED SERVED:									
	☑ New	L	Safety	M	Facility Cond.	L	Productivity		
	☑ Replace	N/A	Mandates	H	Service Def.	N/A	Tax Base Exp.	H	City Master Pl.
	☐ Rebuild	L	O + M Costs	N/A	Council Goals	M	Timeliness		Public Facilities

☐ Total-Cost-of-Ownership (TCO) or Life-cycle Cost (LCC) analysis

DESCRIPTION: The purpose of this project is to make routine investments to preserve, restore, and maintain City Hall and the Annex. Structural components, exterior integrity, service systems and the appearance of City Hall have deteriorated due to age and myriad of interim fixes. Deterioration is an ongoing issue, which must be continuously addressed in order to prevent more expensive repairs in the future, eliminate potential hazards and liabilities, as well as to maintain employee morale

SERVICE IMPACT: Routine capital investment in City Hall and associated buildings will improve energy efficiency, reduce long-term operating costs, as well as strengthen employee morale and civic pride.

IMPACT IF NOT FUNDED: Deterioration, energy inefficiency and high maintenance costs.

IV PREVIOUS FISCAL YEAR AUTHORIZED:

PREVIOUS AMOUNT:

V. PROJECT USEFUL LIFE (In Years): 15

Expected Bond Term (in Years) 10

VI. PROJECT FUND SUMMARY

Fund	Type	2020	2021	2022	2023	2024	2025	2026	2027	2028	2029	Ten Years
General	Capital Close-out	14,981	0	0	0	0	0	0	0	0	0	14,981
General	G.O. Bonds	165,000	1,625,000	650,000	515,000	10,000	200,000	250,000	200,000	250,000	0	3,865,000
	Total	179,981	1,625,000	650,000	515,000	10,000	200,000	250,000	200,000	250,000	0	3,879,981

PROJECT: GS-PUBLIC PROPERTIES #65-City Hall Renovations

VII. PROJECT FUND DETAIL

Fiscal Year	Fund Type		Amount	Action
2020	General	G.O. Bonds	95,000	Replace Chiller #2.
	General	G.O. Bonds	60,000	Replace six fan coil units. Phase III of III.
	General	Capital Close-out	14,981	Replace Audi carpet in the stairways, balcony, and orchestra area.
	General	G.O. Bonds	10,000	Replace Audi carpet in the stairways, balcony, and orchestra area.
			$179,981	2020 Subtotal
2021	General	G.O. Bonds	565,000	Replace concrete sidewalks and plazas at City Hall Campus, as well as additional landscape improvements.
	General	G.O. Bonds	400,000	Masonry improvements. Phase I - Audi Side.
	General	G.O. Bonds	230,000	Replace exterior lighting at City Hall.
	General	G.O. Bonds	155,000	In-kind replacement of City Hall handicap accessible entry ramp.
	General	G.O. Bonds	150,000	Replace two roof top units above city auditorium.
	General	G.O. Bonds	55,000	Updated exterior way finding signage at City Hall.
	General	G.O. Bonds	35,000	Paint interior and replace carpet in Council Chambers.
	General	G.O. Bonds	20,000	Paint and ceiling tiles in select areas of significant wear.
	General	G.O. Bonds	15,000	Flag pole replacement.
			$1,625,000	2021 Subtotal
2022	General	G.O. Bonds	400,000	Masonry improvements. Phase II.
	General	G.O. Bonds	250,000	Replace the elevator at City Hall.
			$650,000	2022 Subtotal
2023	General	G.O. Bonds	400,000	Masonry improvements. Phase III
	General	G.O. Bonds	100,000	Service and upgrade HVAC system and refresh EMS system installed in 2006.
	General	G.O. Bonds	15,000	Repair City Hall Annex pre-cast concrete panels.
			$515,000	2023 Subtotal

PROJECT: GS-PUBLIC PROPERTIES #65-City Hall Renovations

2024	General	G.O. Bonds	10,000	Replace re-heat coils at City Hall at outside air intake.
			$10,000	2024 Subtotal
2025	General	G.O. Bonds	200,000	Placeholder for renovations.
			$200,000	2025 Subtotal
2026	General	G.O. Bonds	200,000	Placeholder for renovations.
	General	G.O. Bonds	50,000	Security system installation. Door hardware and card reader system compatible with police building system
			$250,000	2026 Subtotal
2027	General	G.O. Bonds	200,000	Placeholder for renovations.
			$200,000	2027 Subtotal
2028	General	G.O. Bonds	250,000	Placeholder for renovations.
			$250,000	2028 Subtotal
	TOTAL		$3,879,981	

2020-2029
CAPITAL IMPROVEMENT
PROJECT DETAIL

PROJECT: LIBRARY #68-Library

I. PROJECT TYPE: Public Buildings

II. LOCATION: 45 Green Street

III. PROJECT OBJECTIVES AND BACKGROUND

NEED SERVED:										
	☐ New	L	Safety	M	Facility Cond.	N/A	Productivity			
	☑ Replace	N/A	Mandates	N/A	Service Def.	N/A	Tax Base Exp.	H	City Master Pl.	
	☐ Rebuild	N/A	O + M Costs	N/A	Council Goals	M	Timeliness		Public Facilities	

☐ Total-Cost-of-Ownership (TCO) or Life-cycle Cost (LCC) analysis

DESCRIPTION: In 1995, Tappe and Associates completed a comprehensive architectural survey of the library building at 45 Green Street. Identified in the architectural survey were needed improvements to the roof of the library, windows, exterior surfaces and mechanical systems designed to protect the integrity of the structure. In addition, handicap accessibility related issues were identified and corrections proposed.

In October 2007 an updated library needs assessment was completed by J. Stewart Roberts Associates, Inc. This report, which was accepted by the City Council in December 2007, recommended that the City pursue construction of a new 40,000 SF public library in downtown Concord with associated parking areas. In September 2008 the City Council directed the formation of the 21st Century Library Task Force to conduct a fundraising feasibility study, develop estimates of operating costs for a new facility, as well as formal site selection study. The Task Force presented its findings to the City Council in January 2011. The Task Force's report reaffirmed the findings of the 2007 needs assessment and recommended that the City pursue acquisition of property in downtown for construction of a new facility.

During its review of the CIP in February 2018, the City Council directed the City Administration to revise this project to specifically contemplate renovation and potential expansion of the existing Green Street Library at the Municipal Campus.

SERVICE IMPACT: Improved library services for the community. The project would allow for a greater portion of the Library's collection to be displayed (much is currently in storage). The project would also feature more seating, meeting and programming space, an expanded supply of technology for public use, as well as provide for a more efficient use of building space and better access to parking for patrons.

IMPACT IF NOT FUNDED: Inability of library to expand its service or collection to meet the growing needs of the community.

IV PREVIOUS FISCAL YEAR AUTHORIZED:

PREVIOUS AMOUNT:

V. PROJECT USEFUL LIFE (In Years): 20

Expected Bond Term (in Years)

PROJECT: LIBRARY #68-Library

VI. PROJECT FUND SUMMARY

Fund	Type	2020	2021	2022	2023	2024	2025	2026	2027	2028	2029	Ten Years
General	G.O. Bonds	12,500	0	500,000	0	0	0	0	875,000	8,730,000	0	10,117,500
General	Donations	12,500*	0	0	0	0	0	0	95,000	970,000	0	1,077,500
	Total	25,000	0	500,000	0	0	0	0	970,000	9,700,000	0	11,195,000

VII. PROJECT FUND DETAIL

Fiscal Year	Fund Type	Amount	Action
2020	General Donations	12,500	Council change 6/17/2019
	General G.O. Bonds	12,500	Council change 6/17/2019
		$25,000	2020 Subtotal
2022	General G.O. Bonds	500,000	Property acquisition for expansion of Concord Public Library (Green Street) and associated public parking lot.
		$500,000	2022 Subtotal
2027	General G.O. Bonds	875,000	Design cost to renovate / expand Green Street. City share (90%).
	General Donations	95,000	Design cost to renovate / expand Green Street. Donation share (10%)
		$970,000	2027 Subtotal
2028	General G.O. Bonds	8,730,000	Construct renovation / expansion of Green Street Library. Anticipated cost $9.7M. City share 90%. Renovation: $7.1M (34,750 SF) Expansion: $2.6M (8,000 SF)
	General Donations	970,000	Construction cost of new Concord Public Library. Donation share10%. Projected cost $9.7M.
		$9,700,000	2028 Subtotal
	TOTAL	$11,195,000	

2020-2029
CAPITAL IMPROVEMENT
PROJECT DETAIL

PROJECT: CD-ENGINEERING SERVICES #71-Runway Protection Zones: Property Acquisition

I. PROJECT TYPE: Airport

II. LOCATION: Concord Municipal Airport

III. PROJECT OBJECTIVES AND BACKGROUND

NEED SERVED:									
	☑ New	H	Safety	L	Facility Cond.	L	Productivity		
	☐ Replace	H	Mandates	L	Service Def.	N/A	Tax Base Exp.	H	City Master Pl.
	☐ Rebuild	L	O + M Costs	L	Council Goals	N/A	Timeliness	Airport	

☐ Total-Cost-of-Ownership (TCO) or Life-cycle Cost (LCC) analysis

DESCRIPTION: The 2006 Airport Master Plan outlined a capital improvement program to acquire property available in the runway protection zone for Runway 17/35 located near Grant and Greeley Streets. Property acquisition began in 2005. The City has acquired seven of the eight targeted properties using 2008 FAA Grant. At the time, the owner of the eighth property did not wish to sell. The City will revisit this possible acquisition with the property owner in the future.

SERVICE IMPACT: Provides for compliance with Federal Aviation Administration mandated control of safety areas.

IMPACT IF NOT FUNDED: Possible loss of future Federal funding for Airport capital projects due to noncompliance with Federal Aviation Administration safety mandates.

IV PREVIOUS FISCAL YEAR AUTHORIZED: PREVIOUS AMOUNT:

V. PROJECT USEFUL LIFE (In Years): 20 Expected Bond Term (in Years)

VI. PROJECT FUND SUMMARY

Fund Type	2020	2021	2022	2023	2024	2025	2026	2027	2028	2029	Ten Years
Other State	0	0	0	0	0	23,750	0	0	0	0	23,750
Other Federal	0	0	0	0	0	427,500	0	0	0	0	427,500
Airport Capital Transfer	0	0	0	0	0	23,750	0	0	0	0	23,750
Total	0	0	0	0	0	475,000	0	0	0	0	475,000

PROJECT: CD-ENGINEERING SERVICES #71-Runway Protection Zones: Property Acquisition

VII. PROJECT FUND DETAIL

Fiscal Year	Fund Type	Amount	Action
2025	Other Federal	427,500	Acquire available property in Runway 17 protection zone. Federal Share.
	Airport Capital Transfer	23,750	City share of acquisition project.
	Other State	23,750	State share of acquisition project.
		$475,000	2025 Subtotal
	TOTAL	$475,000	

2020-2029
CAPITAL IMPROVEMENT
PROJECT DETAIL

PROJECT: CD-ENGINEERING SERVICES #72-Runway Pavement Improvements

I. PROJECT TYPE: Airport

II. LOCATION: Concord Municipal Airport

III. PROJECT OBJECTIVES AND BACKGROUND

NEED SERVED:									
	☐ New	N/A	Safety	L	Facility Cond.	N/A	Productivity		
	☑ Replace	N/A	Mandates	N/A	Service Def.	N/A	Tax Base Exp.	H	City Master Pl.
	☐ Rebuild	L	O + M Costs	N/A	Council Goals	L	Timeliness	Airport	
	☑ Total-Cost-of-Ownership (TCO) or Life-cycle Cost (LCC) analysis								

DESCRIPTION: Reclaim runways 17/35 and 3/21, as recommended in the 2006 Airport Master Plan.

SERVICE IMPACT: Routine preventative maintenance shall extend the useful life of the asset, as well as reduce long-term maintenance and repair costs.

IMPACT IF NOT FUNDED: Decreased life of pavement resulting in functional obsolete facility and potential loss of market share to other local general aviation airports.

IV PREVIOUS FISCAL YEAR AUTHORIZED:

PREVIOUS AMOUNT:

V. PROJECT USEFUL LIFE (In Years): 10

Expected Bond Term (in Years)

VI. PROJECT FUND SUMMARY

Fund	Type	2020	2021	2022	2023	2024	2025	2026	2027	2028	2029	Ten Years
Airport	Capital Transfer	0	0	0	27,778	0	0	0	0	0	0	27,778
Other	State	0	0	0	27,778	147,778	147,778	0	50,000	0	0	373,334
Airport	G.O. Bonds	0	0	0	0	147,778	147,778	0	50,000	0	0	345,556
Other	Federal	0	0	0	500,000	2,660,000	2,660,000	0	900,000	0	0	6,720,000
	Total	0	0	0	555,556	2,955,556	2,955,556	0	1,000,000	0	0	7,466,668

PROJECT: CD-ENGINEERING SERVICES #72-Runway Pavement Improvements

VII. PROJECT FUND DETAIL

Fiscal Year	Fund Type	Amount	Action
2023	Other Federal	500,000	Design runway 17/35 reclamation project, including upgraded signage and lighting on the airfield to comply with current FAA regulations. Complete drainage repairs in the vicinity of the ramp area as recommended in the 2006 Airport Master Plan Storm Water Pollution Prevention Plan (SWPPP). The runway will be shifted 300 feet to the south to comply with Runway Safety Determination Study.
	Other State	27,778	Design the reclaim runway 17/35. State share.
	Airport Capital Transfer	27,778	Design the reclaim runway 17/35. City share.
		$555,556	2023 Subtotal
2024	Other Federal	2,660,000	Reclaim runway 17/35 and upgrade signage and lighting on the airfield to comply with current FAA regulations. Complete drainage repairs in the vicinity of the ramp area as recommended in the Airport Master Plan, SWPPP. North side.
	Airport G.O. Bonds	147,778	Reclaim runway 17/35. City share.
	Other State	147,778	Reclaim runway 17/35. State share.
		$2,955,556	2024 Subtotal
2025	Other Federal	2,660,000	Reclaim runway 17/35 and upgrade signage and lighting on the airfield to comply with current FAA regulations. Complete drainage repairs in the vicinity of the ramp area as recommended in the Airport Master Plan, SWPPP. South side. Shift runway 300 feet to the south to comply with Runway Determination Safety Study.
	Other State	147,778	Reclaim runway 17/35. State share.
	Airport G.O. Bonds	147,778	Reclaim runway 17/35. City Share.
		$2,955,556	2025 Subtotal
2027	Other Federal	900,000	Design and Reclaim taxiway on abandoned runway 3/21, north section. Federal share.
	Airport G.O. Bonds	50,000	Reclaim taxiway on abandoned runway 3/21, north section. City share.
	Other State	50,000	Reclaim taxiway on abandoned runway 3/21, north section. State share.
		$1,000,000	2027 Subtotal

PROJECT: CD-ENGINEERING SERVICES #72-Runway Pavement Improvements

TOTAL $7,466,668

2020-2029
CAPITAL IMPROVEMENT
PROJECT DETAIL

PROJECT: GS-PUBLIC PROPERTIES #75-General Airport Repairs

I. PROJECT TYPE: Airport

II. LOCATION: Concord Municipal Airport

III. PROJECT OBJECTIVES AND BACKGROUND

NEED SERVED:									
	☐ New	N/A	Safety	M	Facility Cond.	N/A	Productivity		
	☑ Replace	N/A	Mandates	N/A	Service Def.	N/A	Tax Base Exp.	H	City Master Pl.
	☐ Rebuild	L	O + M Costs	M	Council Goals	M	Timeliness	Airport	

☐ Total-Cost-of-Ownership (TCO) or Life-cycle Cost (LCC) analysis

DESCRIPTION: Project entails general maintenance of city-owned infrastructure at the airport, which are not reimbursable by the Federal Aviation Administration or State of New Hampshire. Typical projects include hanger repairs, improvements to the terminal building, as well as refurbishment of parking areas.

SERVICE IMPACT: Routine maintenance of infrastructure is required in order avoid potential liability with deteriorated facilities, as well as to create an environment to spur growth and economic development at the airport.

IMPACT IF NOT FUNDED: Potential health, safety, and welfare liabilities to the City due to deteriorated buildings and facilities.

IV PREVIOUS FISCAL YEAR AUTHORIZED:

PREVIOUS AMOUNT:

V. PROJECT USEFUL LIFE (In Years): 10

Expected Bond Term (in Years)

VI. PROJECT FUND SUMMARY

Fund	Type	2020	2021	2022	2023	2024	2025	2026	2027	2028	2029	Ten Years
Airport	Capital Transfer	0	0	0	25,000	0	10,000	10,000	10,000	0	0	55,000
Airport	G.O. Bonds	155,000	0	60,000	0	30,000	0	0	0	0	0	245,000
	Total	155,000	0	60,000	25,000	30,000	10,000	10,000	10,000	0	0	300,000

PROJECT: GS-PUBLIC PROPERTIES #75-General Airport Repairs

VII. PROJECT FUND DETAIL

Fiscal Year	Fund Type	Amount	Action
2020	Airport G.O. Bonds	120,000	Hangar #3: New ceiling tiles, LED lighting, and air circulation equipment.
	Airport G.O. Bonds	35,000	Hangar #3: Drainage repairs and improvements.
		$155,000	2020 Subtotal
2022	Airport G.O. Bonds	60,000	Hangar roof replacement.
		$60,000	2022 Subtotal
2023	Airport Capital Transfer	15,000	Hangar maintenance and repairs.
	Airport Capital Transfer	10,000	Tree removal. Ongoing maintenance item to meet FAA requirements.
		$25,000	2023 Subtotal
2024	Airport G.O. Bonds	30,000	Refurbish/replace outdated heating equipment in the terminal building.
		$30,000	2024 Subtotal
2025	Airport Capital Transfer	10,000	Tree removal. Ongoing maintenance item to meet FAA requirements.
		$10,000	2025 Subtotal
2026	Airport Capital Transfer	10,000	Tree removal. Ongoing maintenance item to meet FAA requirements.
		$10,000	2026 Subtotal
2027	Airport Capital Transfer	10,000	Tree removal. Ongoing maintenance item to meet FAA requirements.
		$10,000	2027 Subtotal
	TOTAL	$300,000	

2020-2029
CAPITAL IMPROVEMENT
PROJECT DETAIL

PROJECT: CD-ENGINEERING SERVICES #77-Airport Snow Removal Equipment (SRE) & Equipment Storage Facility

I. PROJECT TYPE: Airport

II. LOCATION: Concord Municipal Airport

III. PROJECT OBJECTIVES AND BACKGROUND

NEED SERVED:									
	☐ New	M	Safety	N/A	Facility Cond.	M	Productivity		
	☑ Replace	M	Mandates	M	Service Def.	N/A	Tax Base Exp.	H	City Master Pl.
	☐ Rebuild	L	O + M Costs	N/A	Council Goals	M	Timeliness	Airport	

☐ Total-Cost-of-Ownership (TCO) or Life-cycle Cost (LCC) analysis

DESCRIPTION: The purpose of this project is to purchase new winter operations equipment for the Airport, as well as make improvements to the building used to store said equipment.

SERVICE IMPACT: Replacement and upgrade of equipment to insure snow removal at airport to comply with Federal Aviation Administration (FAA) grant assurances. Also to improve productivity of staff.

IMPACT IF NOT FUNDED: Potential loss of future FAA grant funding for infrastructure improvements. Inability to remove snow from airport to meet grant assurances. Inability to keep the Airport operational during winter storms.

IV PREVIOUS FISCAL YEAR AUTHORIZED: July 1999 PREVIOUS AMOUNT:

V. PROJECT USEFUL LIFE (In Years): 10 Expected Bond Term (in Years)

VI. PROJECT FUND SUMMARY

Fund	Type	2020	2021	2022	2023	2024	2025	2026	2027	2028	2029	Ten Years
Other	Federal	225,000*	0	0	0	0	0	0	630,000	0	0	855,000
Other	State	12,500*	0	0	0	0	0	0	35,000	0	0	47,500
Airport	Capital Transfer	12,500	0	0	0	0	0	0	35,000	0	0	47,500
	Total	250,000	0	0	0	0	0	0	700,000	0	0	950,000

PROJECT: CD-ENGINEERING SERVICES #77-Airport Snow Removal Equipment (SRE) & Equipment Storage Facility

VII. PROJECT FUND DETAIL

Fiscal Year	Fund Type	Amount	Action
2020	Other Federal	225,000	Purchase new 10 wheeler dump truck with associated plows and de-icing equipment. Federal Share.
	Airport Capital Transfer	12,500	City portion.
	Other State	12,500	State portion.
		$250,000	2020 Subtotal
2027	Other Federal	630,000	Purchase new snow blower ($250,000), tow-behind sweeper ($60,000), sander with liquid system ($15,000) and ice spreader for dump truck with plow ($15,000) snow removal equipment. Federal Share.
	Other State	35,000	State share.
	Airport Capital Transfer	35,000	City Share.
		$700,000	2027 Subtotal
	TOTAL	$950,000	

2020-2029
CAPITAL IMPROVEMENT
PROJECT DETAIL

PROJECT: GS-HIGHWAY / UTILITIES #78-Annual Highway Improvement Program

I. PROJECT TYPE: Street Rehabilitation

II. LOCATION: City Wide

III. PROJECT OBJECTIVES AND BACKGROUND

NEED SERVED:										
	☐ New	M	Safety	M	Facility Cond.	L	Productivity			
	☐ Replace	N/A	Mandates	H	Service Def.	L	Tax Base Exp.	H	City Master Pl.	
	☑ Rebuild	N/A	O + M Costs	M	Council Goals	M	Timeliness	Road Resurfacing		

☐ Total-Cost-of-Ownership (TCO) or Life-cycle Cost (LCC) analysis

DESCRIPTION: The purpose of this project is to fund routine repair and reconstruction of City streets, including minor alterations to improve safety and flow of traffic.

There are generally two techniques used to improve streets; cold planing and reclaiming. Cold planing / overlaying involves removal of the top 1-2" of existing pavement with a milling machine, followed by the installation of new pavement. Reclaiming involves in-place crushing and recycling of all underlying asphalt and gravel road base, which is then graded and compacted to form the foundation for new pavement.

All streets scheduled for cold plane / overlay or reclamation receive drainage improvements, as might be required to correct existing deficiencies in order to prolong longevity of the roadway.

Crack sealing is also included within this project in order to prolong the longevity of past paving projects.

SERVICE IMPACT: Improved roadway surfaces and drainage infrastructure. Reduced maintenance. Improved drivability / rideability for motorists.

IMPACT IF NOT FUNDED: Deferred maintenance results in increased deterioration of roadway infrastructure, thus necessitating more involved and expensive repairs in the future.

IV PREVIOUS FISCAL YEAR AUTHORIZED: PREVIOUS AMOUNT:

V. PROJECT USEFUL LIFE (In Years): 25 Expected Bond Term (in Years) 20

PROJECT: GS-HIGHWAY / UTILITIES #78-Annual Highway Improvement Program

VI. PROJECT FUND SUMMARY

Fund	Type	2020	2021	2022	2023	2024	2025	2026	2027	2028	2029	Ten Years
General	Highway Reserve	3,050,000	2,212,000	2,375,000	2,550,000	2,710,000	2,710,000	2,710,000	2,710,000	2,710,000	2,710,000	26,447,000
	Total	3,050,000	2,212,000	2,375,000	2,550,000	2,710,000	2,710,000	2,710,000	2,710,000	2,710,000	2,710,000	26,447,000

VII. PROJECT FUND DETAIL

Fiscal Year	Fund Type	Amount	Action
2020	General Highway Reserve	2,725,000	COLD PLANE OVERLAYS: Eastside Dr. (from house #244 heading west 1,500') Hoit Rd (from Mountain Road to house #180 and from house #194 to Loudon town line) MAINTENANCE OVERLAYS: Blake St; Full Length Borough Rd; River to Blueberry Broad Cove Dr; Full Length Downing St; Full Length Forest St; Auburn to Ridge Liberty St; Centre to Pleasant Norwich St; Clinton to Wilson Pine St; Full Length Pleasant St; Rum Hill to Langley Parkway Thayer Pond Rd; Full Length Washington St; Full Length Main to Centre RECLAIM: Ridge Rd; Full Length
	General Highway Reserve	200,000	Pavement Preservation.
	General Highway Reserve	100,000	Drainage repairs.
	General Highway Reserve	25,000	Emergency overlays.
		$3,050,000	2020 Subtotal

PROJECT: GS-HIGHWAY / UTILITIES #78-Annual Highway Improvement Program

2021	General	Highway Reserve	1,887,000	MAINTENANCE OVERLAY: Allison St; Full Length Chase St; Full Length Clinton St; Princeton to South Spring Cornell St; Full Length Cypress St; Full Length Dartmouth St; Full Length Harvard St; Full Length Morton St; Full Length Noyes St; Full Length Princeton St; Full Length Springfield St; Full Length Yale St; Full Length N Spring St; Full Length Rumford St; Pleasant St to Albin RECLAIM: Bishops Gate; Full Length Joffre St; Full Length Knoll St; Full Length Martin St; Full Length Penacook St; Rumford to Auburn
	General	Highway Reserve	200,000	Pavement Preservation.
	General	Highway Reserve	100,000	Drainage repairs.
	General	Highway Reserve	25,000	Emergency overlays.
			$2,212,000	2021 Subtotal
2022	General	Highway Reserve	2,050,000	Reclaim, cold plane/overlay, & maintenance overlay selected streets.
	General	Highway Reserve	200,000	Pavement Preservation.
	General	Highway Reserve	100,000	Drainage repairs.
	General	Highway Reserve	25,000	Emergency overlays.
			$2,375,000	2022 Subtotal

PROJECT: GS-HIGHWAY / UTILITIES #78-Annual Highway Improvement Program

2023	General Highway Reserve	2,225,000	Reclaim, cold plane/overlay, & maintenance overlay selected streets.
	General Highway Reserve	200,000	Pavement Preservation.
	General Highway Reserve	100,000	Drainage repairs.
	General Highway Reserve	25,000	Emergency overlays.
		$2,550,000	2023 Subtotal
2024	General Highway Reserve	2,385,000	Reclaim, cold plane/overlay, & maintenance overlay selected streets.
	General Highway Reserve	200,000	Pavement Preservation.
	General Highway Reserve	100,000	Drainage repairs.
	General Highway Reserve	25,000	Emergency overlays.
		$2,710,000	2024 Subtotal
2025	General Highway Reserve	2,385,000	Reclaim, cold plane/overlay, & maintenance overlay selected streets.
	General Highway Reserve	200,000	Pavement Preservation.
	General Highway Reserve	100,000	Drainage repairs.
	General Highway Reserve	25,000	Emergency overlays.
		$2,710,000	2025 Subtotal
2026	General Highway Reserve	2,385,000	Reclaim, cold plane/overlay, & maintenance overlay selected streets.
	General Highway Reserve	200,000	Pavement Preservation.
	General Highway Reserve	100,000	Drainage repairs
	General Highway Reserve	25,000	Emergency overlays.
		$2,710,000	2026 Subtotal
2027	General Highway Reserve	2,385,000	Reclaim, cold plane/overlay, & maintenance overlay selected streets.
	General Highway Reserve	200,000	Pavement Preservation.
	General Highway Reserve	100,000	Drainage repairs
	General Highway Reserve	25,000	Emergency overlays.

PROJECT: GS-HIGHWAY / UTILITIES #78-Annual Highway Improvement Program

		$2,710,000	2027 Subtotal
2028	General Highway Reserve	2,385,000	Reclaim, cold plane/overlay, & maintenance overlay selected streets.
	General Highway Reserve	200,000	Pavement Preservation.
	General Highway Reserve	100,000	Drainage repair
	General Highway Reserve	25,000	Emergency overlays
		$2,710,000	2028 Subtotal
2029	General Highway Reserve	2,385,000	Reclaim, cold plane/overlay, & maintenance overlay selected streets.
	General Highway Reserve	200,000	Pavement Preservation.
	General Highway Reserve	100,000	Drainage repair
	General Highway Reserve	25,000	Emergency overlays
		$2,710,000	2029 Subtotal
	TOTAL	$26,447,000	

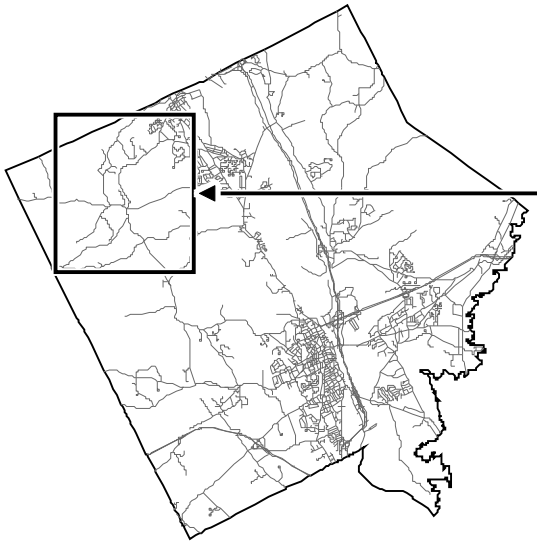

Disclaimer of Mapping Accuracy
Engineering Services Division
City of Concord, New Hampshire

GEOGRAPHIC INFORMATION SYSTEM

This map conforms to the United States National Map Accuracy Standards. It was prepared for use by the City of Concord and uses a database digitized at a scale of 1:1200. Enlargements may produce measurable discrepancies. The City makes no representations or guarantees of its accuracy or its suitability for use other than by the City. Users other than the City, do so at their own risk.

Not to Scale

FY 2020
CIP PROJECT #78

ANNUAL HIGHWAY IMPROVEMENT PROGRAM

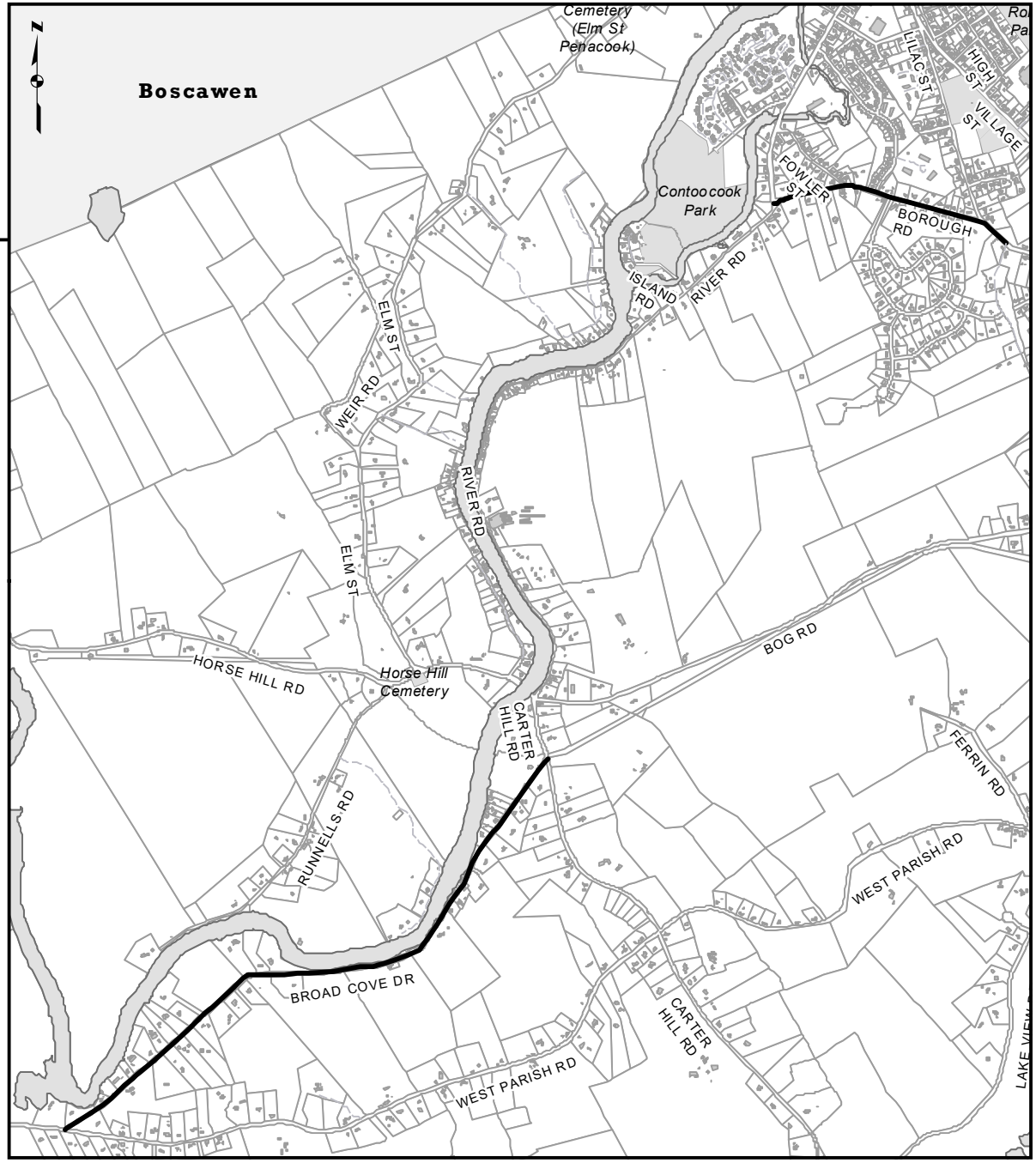

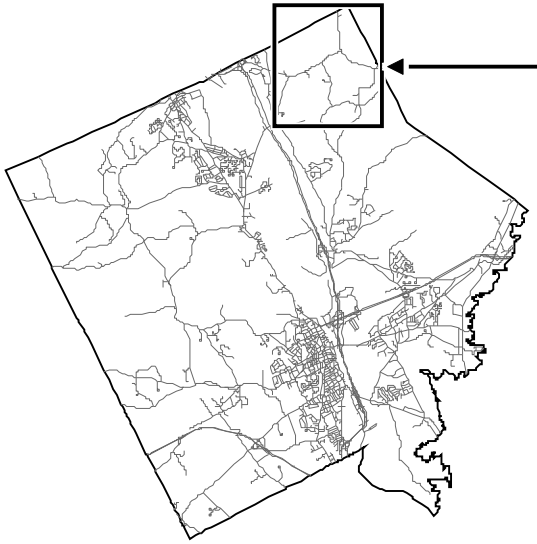

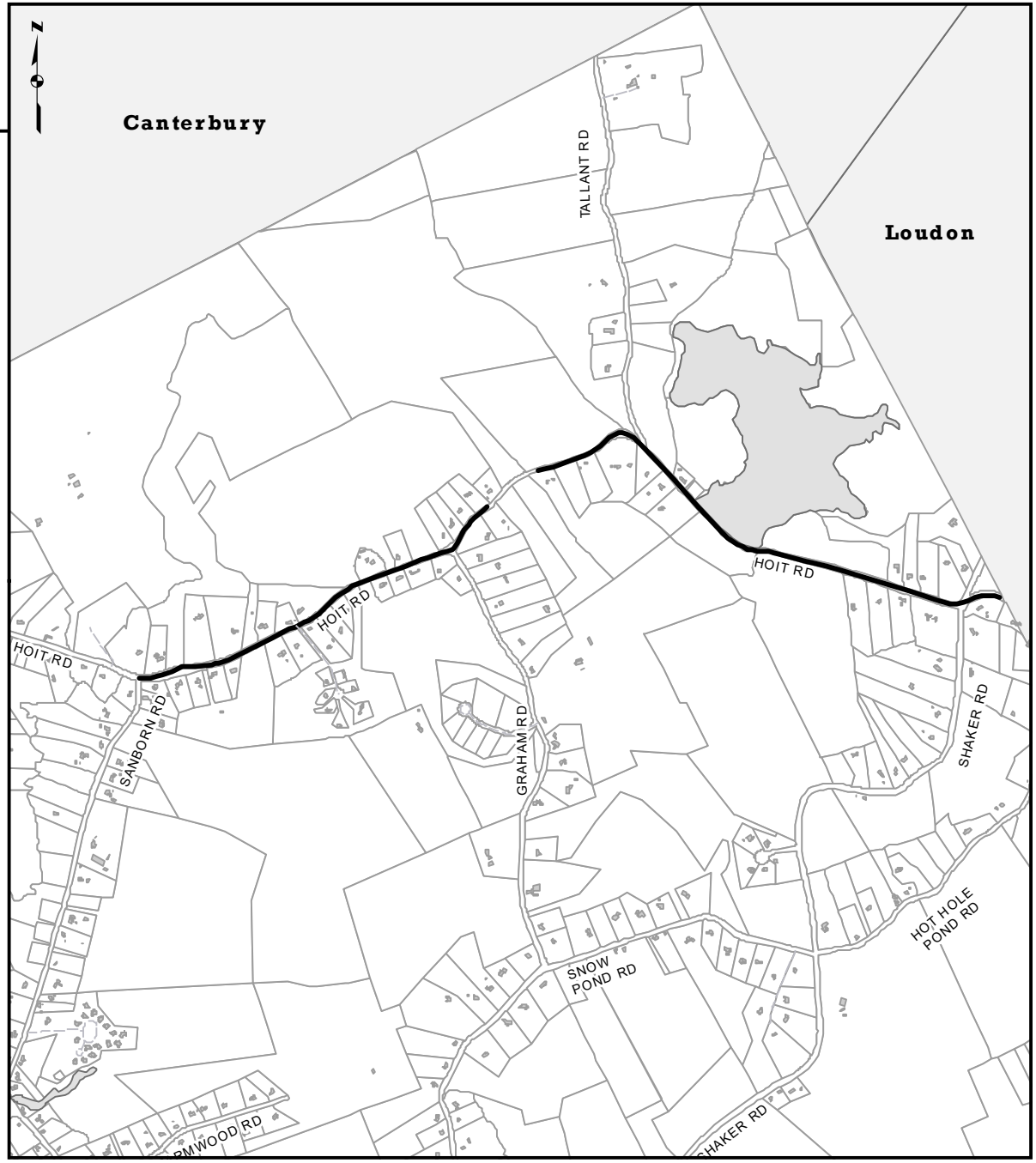

Disclaimer of Mapping Accuracy
Engineering Services Division
City of Concord, New Hampshire

GEOGRAPHIC INFORMATION SYSTEM

This map conforms to the United States National Map Accuracy Standards. It was prepared for use by the City of Concord and uses a database digitized at a scale of 1:1200. Enlargements may produce measurable discrepancies. The City makes no representations or guarantees of its accuracy or its suitability for use other than by the City. Users other than the City, do so at their own risk.

Not to Scale

FY 2020
CIP PROJECT #78

ANNUAL HIGHWAY IMPROVEMENT PROGRAM

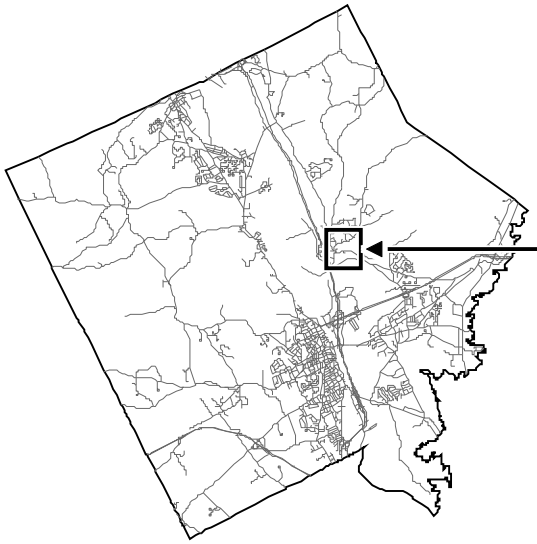

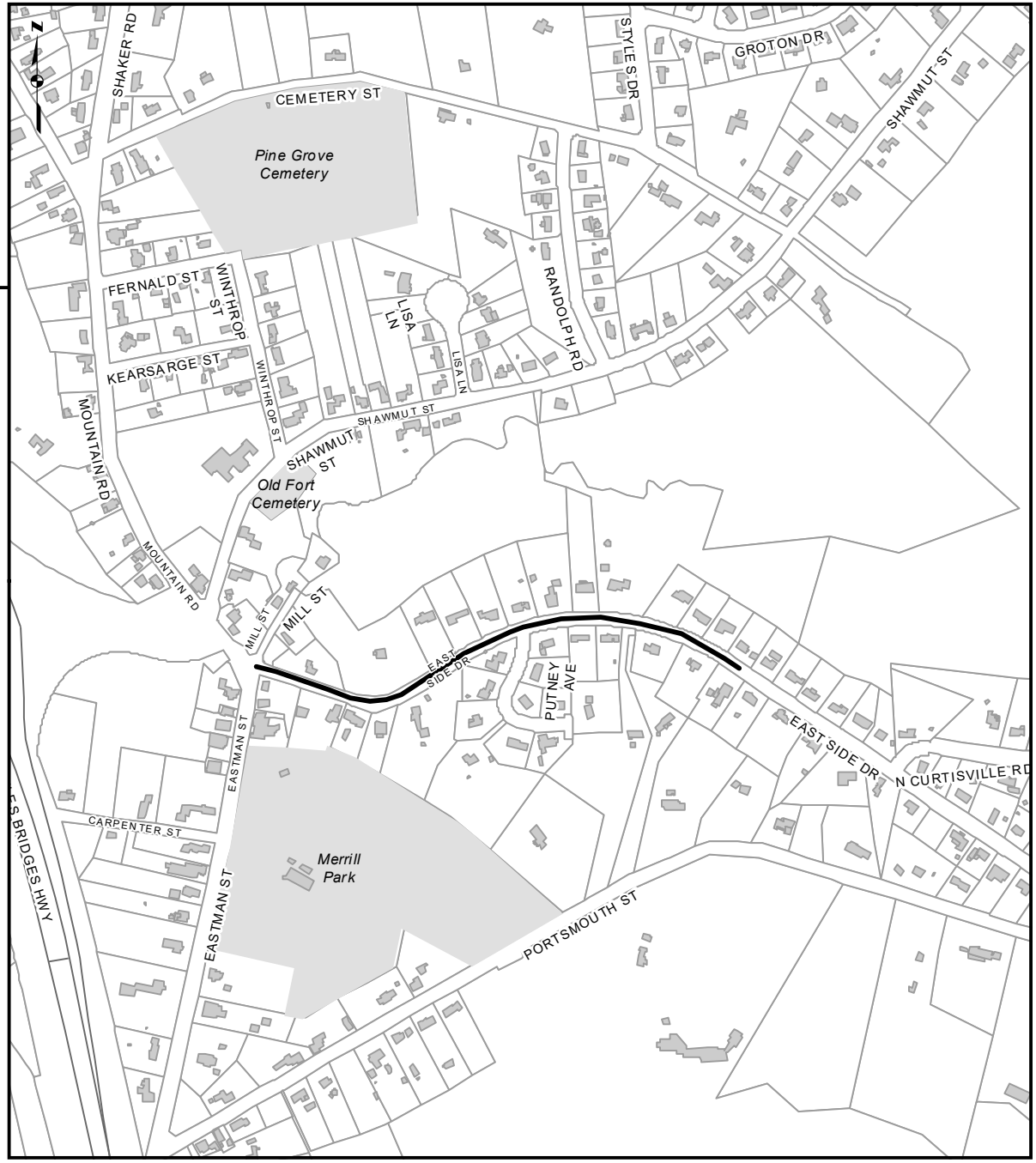

Disclaimer of Mapping Accuracy
Engineering Services Division
City of Concord, New Hampshire

GEOGRAPHIC INFORMATION SYSTEM

This map conforms to the United States National Map Accuracy Standards. It was prepared for use by the City of Concord and uses a database digitized at a scale of 1:1200. Enlargements may produce measurable discrepancies. The City makes no representations or guarantees of its accuracy or its suitability for use other than by the City. Users other than the City, do so at their own risk.

Not to Scale

FY 2020
CIP PROJECT #78

ANNUAL HIGHWAY IMPROVEMENT PROGRAM

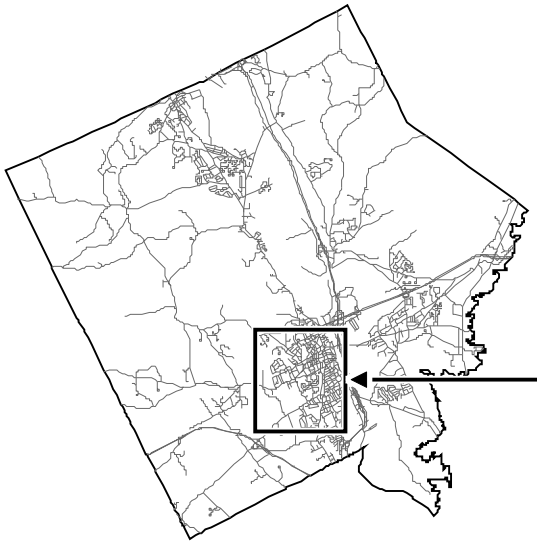

Disclaimer of Mapping Accuracy
Engineering Services Division
City of Concord, New Hampshire

GEOGRAPHIC INFORMATION SYSTEM

This map conforms to the United States National Map Accuracy Standards. It was prepared for use by the City of Concord and uses a database digitized at a scale of 1:1200. Enlargements may produce measurable discrepancies. The City makes no representations or guarantees of its accuracy or its suitability for use other than by the City. Users other than the City, do so at their own risk.

Not to Scale

FY 2020
CIP PROJECT #78

ANNUAL HIGHWAY IMPROVEMENT PROGRAM

Proposed $1,000,000 spending plan prioritized

05/01/19

Revised 05/15/19

Approved By Council 06/17/19

STREET NAME	SECTION DESCRIPTION	Length	2017 PCI
Reclaim			
Ormond St.	Loudon to Christian	1,300	26
Hutchins St.	N. State St. to the Treatment Plant	1,500	31
Sylvester St.	Full Length	675	23
Coldplane/Overlay			
Penacook St.	Rumford to Bradley	800	38
Shawmut St.	Full Length	4,000	38
Sewalls Falls Rd.	Second St. to Abbott Rd.	1,900	65
Horse Hill Rd.	Runnells Rd. 3,000 feet westerly	3,000	28
Shaker Rd.	Snow Pond Rd. to Hoit Rd.	5,500	41
Hutchins St.	Sections from Treatment Plant to W. Parish	2,000	31
	TOTAL LINEAR FEET	**20,675**	

page intentionally left blank

2020-2029
CAPITAL IMPROVEMENT
PROJECT DETAIL

PROJECT: CD-ENGINEERING SERVICES #83-Storm Water Improvements

I. PROJECT TYPE: Storm Sewer

II. LOCATION: City wide

III. PROJECT OBJECTIVES AND BACKGROUND

NEED SERVED:										
	☑ New	N/A	Safety	N/A	Facility Cond.	N/A	Productivity			
	☐ Replace	M	Mandates	H	Service Def.	N/A	Tax Base Exp.	M	City Master Pl.	
	☐ Rebuild	H	O + M Costs	N/A	Council Goals	M	Timeliness	Other		
	☐ Total-Cost-of-Ownership (TCO) or Life-cycle Cost (LCC) analysis									

DESCRIPTION: A City-wide master plan of existing storm drainage facilities was completed and approved by City Council in 2007. The study included a comprehensive field assessment of existing conditions, location surveys and mapping of the entire drainage system/drainage areas in the GIS system. Results of the study are being used to prioritize maintenance activities and provide a plan for storm drainage replacement and/or expansion of the system.

The purpose of this project is to design and construct replacement and significant improvements to the City's storm water drainage system, including the potential to create a dedicated funding source through the development of a storm water enterprise fund.

SERVICE IMPACT: Provides for long-term prioritization of storm sewer repairs and replacement and evaluation of system adequacy to meet regulatory requirements.

IMPACT IF NOT FUNDED: Potential for system failures and regulatory violations.

IV PREVIOUS FISCAL YEAR AUTHORIZED: June 1997 PREVIOUS AMOUNT:

V. PROJECT USEFUL LIFE (In Years): 10 Expected Bond Term (in Years) 20

VI. PROJECT FUND SUMMARY

Fund	Type	2020	2021	2022	2023	2024	2025	2026	2027	2028	2029	Ten Years
General	G.O. Bonds	300,000	0	100,000	1,900,000	1,250,000	1,250,000	1,500,000	1,500,000	1,500,000	0	9,300,000
	Total	300,000	0	100,000	1,900,000	1,250,000	1,250,000	1,500,000	1,500,000	1,500,000	0	9,300,000

PROJECT: CD-ENGINEERING SERVICES #83-Storm Water Improvements

VII. PROJECT FUND DETAIL

Fiscal Year	Fund Type	Amount	Action
2020	General G.O. Bonds	300,000	Design, permitting, and construction of culvert replacement on Alder Creek Drive (Beaver Meadow Brook).
		$300,000	2020 Subtotal
2022	General G.O. Bonds	100,000	Design and permitting Lincoln Street drainage improvements.
		$100,000	2022 Subtotal
2023	General G.O. Bonds	1,250,000	Placeholder: Major drainage infrastructure improvements.
	General G.O. Bonds	650,000	Construction of drainage improvements within the Lincoln Street drainage area.
		$1,900,000	2023 Subtotal
2024	General G.O. Bonds	1,250,000	Placeholder: Major drainage infrastructure improvements.
		$1,250,000	2024 Subtotal
2025	General G.O. Bonds	1,250,000	Placeholder: Major drainage infrastructure improvements.
		$1,250,000	2025 Subtotal
2026	General G.O. Bonds	1,500,000	Placeholder: Major drainage infrastructure improvements.
		$1,500,000	2026 Subtotal
2027	General G.O. Bonds	1,500,000	Placeholder: Major drainage infrastructure improvements.
		$1,500,000	2027 Subtotal
2028	General G.O. Bonds	1,500,000	Placeholder: Major drainage infrastructure improvements.
		$1,500,000	2028 Subtotal
	TOTAL	$9,300,000	

PROJECT: CD-ENGINEERING SERVICES #83-Storm Water Improvements

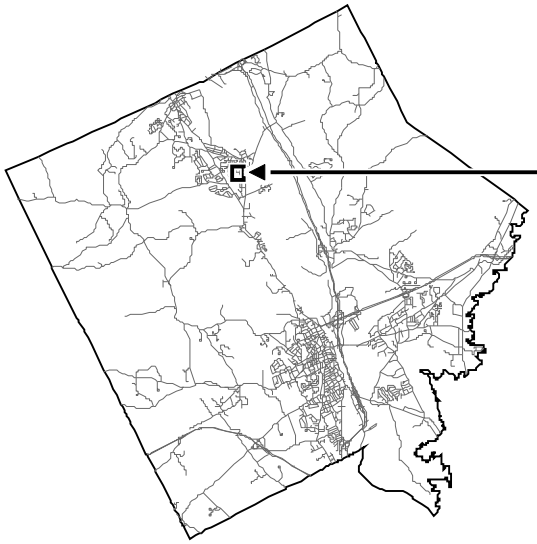

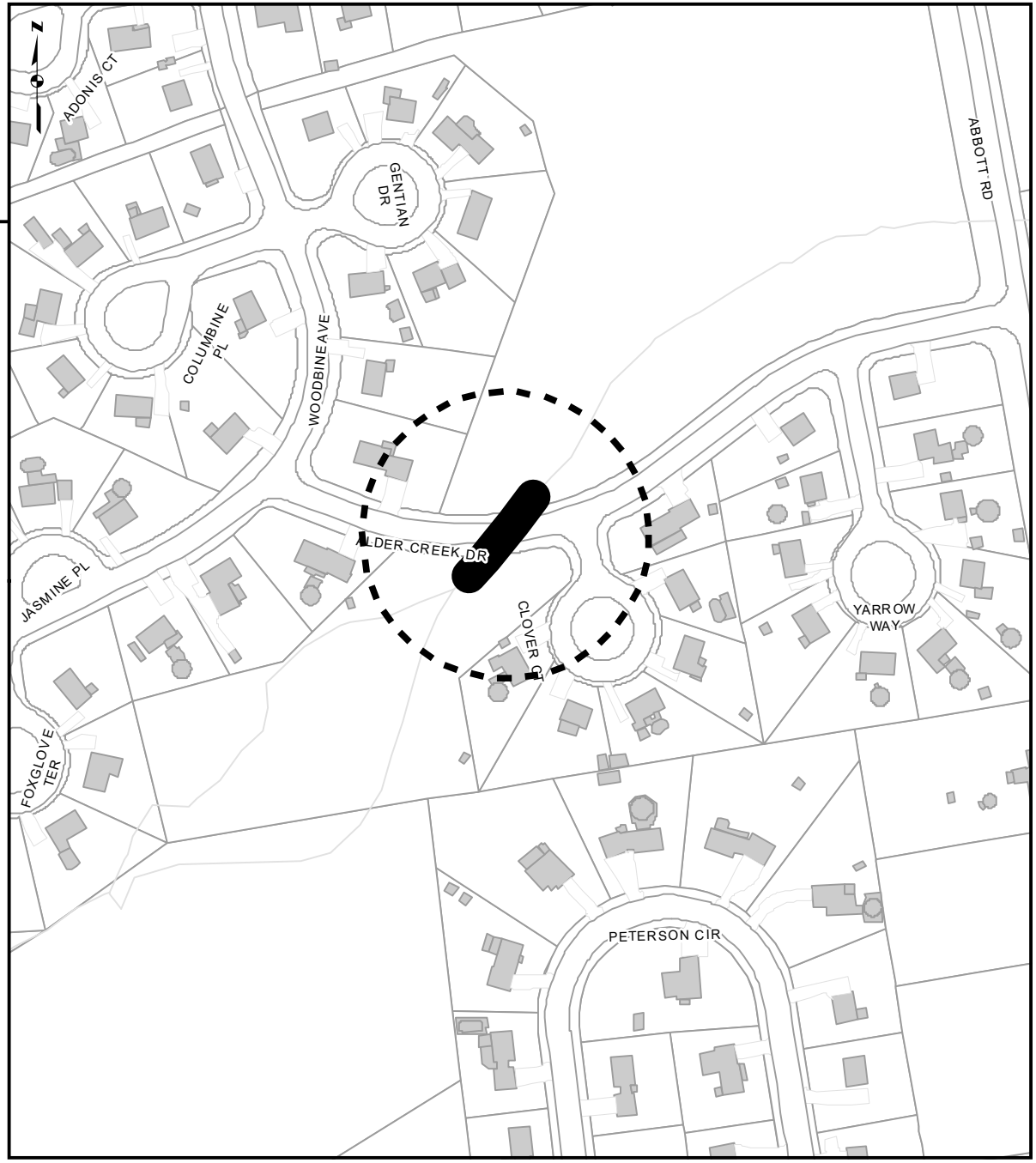

Disclaimer of Mapping Accuracy
Engineering Services Division
City of Concord, New Hampshire

GEOGRAPHIC INFORMATION SYSTEM

This map conforms to the United States National Map Accuracy Standards. It was prepared for use by the City of Concord and uses a database digitized at a scale of 1:1200. Enlargements may produce measurable discrepancies. The City makes no representations or guarantees of its accuracy or its suitability for use other than by the City. Users other than the City, do so at their own risk.

Not to Scale

FY 2020
CIP PROJECT #83

STORM WATER IMPROVEMENTS

2020-2029
CAPITAL IMPROVEMENT
PROJECT DETAIL

PROJECT: CD-ENGINEERING SERVICES #84-Water Main Cleaning & Lining

I. PROJECT TYPE: Water Distribution System

II. LOCATION: City Wide

III. PROJECT OBJECTIVES AND BACKGROUND

NEED SERVED:									
	☐ New	M	Safety	M	Facility Cond.	N/A	Productivity		
	☑ Replace	N/A	Mandates	H	Service Def.	N/A	Tax Base Exp.	H	City Master Pl.
	☑ Rebuild	N/A	O + M Costs	N/A	Council Goals	M	Timeliness	Water	
	☐ Total-Cost-of-Ownership (TCO) or Life-cycle Cost (LCC) analysis								

DESCRIPTION: The purpose of this project is to provide for routine cleaning and lining of potable water mains throughout the City.

SERVICE IMPACT: Routine cleaning and lining helps to maintain water quality, as well as water pressure. Project will also help eliminate leaks.

IMPACT IF NOT FUNDED: Decreased quality of water for users. Higher costs to repair or replace water mains in the future. Potential loss of water due to leaks in systems.

IV PREVIOUS FISCAL YEAR AUTHORIZED: PREVIOUS AMOUNT:

V. PROJECT USEFUL LIFE (In Years): 50 Expected Bond Term (in Years)

VI. PROJECT FUND SUMMARY

Fund	Type	2020	2021	2022	2023	2024	2025	2026	2027	2028	2029	Ten Years
Water	G.O. Bonds	0	0	0	0	0	560,000	250,000	0	825,000	0	1,635,000
	Total	0	0	0	0	0	560,000	250,000	0	825,000	0	1,635,000

VII. PROJECT FUND DETAIL

Fiscal Year	Fund Type	Amount	Action
2025	Water G.O. Bonds	560,000	Design and line approximately 2,800 LF of 10" water main on School Street from Rumhill Rd. to Westbourne Rd.
		$560,000	2025 Subtotal

PROJECT: CD-ENGINEERING SERVICES #84-Water Main Cleaning & Lining

2026	Water G.O. Bonds	250,000	Design and line approximately 1,250 LF of 8" water mains on Orion Street and Valley Road.
		$250,000	2026 Subtotal
2028	Water G.O. Bonds	825,000	Design and line Fernald, 532 LF; Lawrence, 1,150 LF; Ormond, 650 LF; Winthrop, 720 LF; Elliott, 450 LF; Fifield, 200 LF; Hullbakers, 365 LF and Welch St, 285 LF.
		$825,000	2028 Subtotal
	TOTAL	$1,635,000	

2020-2029
CAPITAL IMPROVEMENT
PROJECT DETAIL

PROJECT: CD-ENGINEERING SERVICES #85-Water Main Replacement

I. PROJECT TYPE: Water Distribution System

II. LOCATION: City Wide

III. PROJECT OBJECTIVES AND BACKGROUND

NEED SERVED:									
	☐ New	L	Safety	H	Facility Cond.	N/A	Productivity		
	☑ Replace	N/A	Mandates	H	Service Def.	N/A	Tax Base Exp.	H	City Master Pl.
	☐ Rebuild	N/A	O + M Costs	N/A	Council Goals	H	Timeliness	Water	
	☐ Total-Cost-of-Ownership (TCO) or Life-cycle Cost (LCC) analysis								

DESCRIPTION: The purpose of this project is to routinely replace existing water mains, which are either undersized or in too poor of condition to clean and line, with new pipe.

SERVICE IMPACT: Corrects inadequacies in and improves hydraulic configuration of distribution system. Corrects water quality deficiencies when cleaning and lining would be ineffective or of limited value.

IMPACT IF NOT FUNDED: Decreased quality of water for users. Higher costs to repair or replace water mains in the future. Potential loss of water due to leaks in systems.

IV PREVIOUS FISCAL YEAR AUTHORIZED:

PREVIOUS AMOUNT:

V. PROJECT USEFUL LIFE (In Years): 90

Expected Bond Term (in Years)

VI. PROJECT FUND SUMMARY

Fund	Type	2020	2021	2022	2023	2024	2025	2026	2027	2028	2029	Ten Years
Water	G.O. Bonds	0	475,000	750,000	600,000	1,100,000	0	0	0	0	0	2,925,000
	Total	0	475,000	750,000	600,000	1,100,000	0	0	0	0	0	2,925,000

VII. PROJECT FUND DETAIL

Fiscal Year	Fund Type	Amount	Action
2021	Water G.O. Bonds	475,000	Design and replace 1,500 feet of 6 inch main on Joffre Street.
		$475,000	2021 Subtotal

PROJECT: CD-ENGINEERING SERVICES #85-Water Main Replacement

2022	Water	G.O. Bonds	750,000	Design and replace 2,460 feet of 8 inch main on Curtice Ave., Foster St., Prospect St., Blanchard St. and Perkins Ct.
			$750,000	2022 Subtotal
2023	Water	G.O. Bonds	600,000	Design and replace 1,900 feet of 6 inch main on Lawrence Street.
			$600,000	2023 Subtotal
2024	Water	G.O. Bonds	1,100,000	Design and replace 8 inch main on Hullbakers Place, B St., Heights Rd., Vernon St., Elliot St., Essex St., and Rolinda Ave.
			$1,100,000	2024 Subtotal
	TOTAL		$2,925,000	

2020-2029
CAPITAL IMPROVEMENT
PROJECT DETAIL

PROJECT: CD-ENGINEERING SERVICES #86-Water Main Construction

I. PROJECT TYPE: Water Distribution System

II. LOCATION: See Attached List

III. PROJECT OBJECTIVES AND BACKGROUND

NEED SERVED:									
	☑ New	L	Safety	H	Facility Cond.	N/A	Productivity		
	☐ Replace	N/A	Mandates	H	Service Def.	M	Tax Base Exp.	H	City Master Pl.
	☐ Rebuild	H	O + M Costs	N/A	Council Goals	H	Timeliness	Water	
	☐ Total-Cost-of-Ownership (TCO) or Life-cycle Cost (LCC) analysis								

DESCRIPTION: Construct new water mains to strengthen the transmission and distribution systems.

SERVICE IMPACT: Improves water quality, increases efficiency of system, expands the distribution network throughout the City.

IMPACT IF NOT FUNDED: Existing service deficiencies will remain unchanged.

IV PREVIOUS FISCAL YEAR AUTHORIZED:

PREVIOUS AMOUNT:

V. PROJECT USEFUL LIFE (In Years): 90

Expected Bond Term (in Years)

VI. PROJECT FUND SUMMARY

Fund	Type	2020	2021	2022	2023	2024	2025	2026	2027	2028	2029	Ten Years
Water	G.O. Bonds	0	575,000	0	0	0	1,000,000	0	0	0	0	1,575,000
	Total	0	575,000	0	0	0	1,000,000	0	0	0	0	1,575,000

VII. PROJECT FUND DETAIL

Fiscal Year	Fund Type	Amount	Action
2021	Water G.O. Bonds	575,000	Construct 1,500 LF of new 8 inch water main from the terminus of Constitution Avenue to Storrs Street. Project to be coordinated with CIP #18 "Storrs Street Extension North".
		$575,000	2021 Subtotal

PROJECT: CD-ENGINEERING SERVICES #86-Water Main Construction

2025	Water G.O. Bonds	1,000,000	Construct 2,700LF of 12 inch main from Black Hill Road and Manchester Street to Garvins Falls Road. Project to be coordinated with CIP #36.
		$1,000,000	2025 Subtotal
	TOTAL	$1,575,000	

2020-2029
CAPITAL IMPROVEMENT
PROJECT DETAIL

PROJECT: GS-WATER #88-Water Plant Improvements

I. PROJECT TYPE: Water Treatment

II. LOCATION: Water Plant

III. PROJECT OBJECTIVES AND BACKGROUND

NEED SERVED:									
	☑ New	L	Safety	M	Facility Cond.	N/A	Productivity		
	☑ Replace	N/A	Mandates	M	Service Def.	N/A	Tax Base Exp.	M	City Master Pl.
	☐ Rebuild	M	O + M Costs	N/A	Council Goals	M	Timeliness	Water	
	☐ Total-Cost-of-Ownership (TCO) or Life-cycle Cost (LCC) analysis								

DESCRIPTION: The project will allow for various equipment improvements as recommended by Phase II of the Water Master Plan completed in 2007.

SERVICE IMPACT: Increased reliability and efficiency of Water Treatment Plan equipment.

IMPACT IF NOT FUNDED: It is becoming increasing difficult to find replacement parts for obsolete equipment. Consequently, equipment failures could result in significant or prolonged service interruptions. Limited pumping capacity will cause continuation of inefficient operating configurations that may not meet forecasted demand.

IV PREVIOUS FISCAL YEAR AUTHORIZED:

PREVIOUS AMOUNT:

V. PROJECT USEFUL LIFE (In Years): 25

Expected Bond Term (in Years)

VI. PROJECT FUND SUMMARY

Fund	Type	2020	2021	2022	2023	2024	2025	2026	2027	2028	2029	Ten Years
Water	G.O. Bonds	4,210,000	250,000	100,000	0	100,000	230,000	150,000	400,000	0	0	5,440,000
Water	Capital Close-out	40,011	0	0	0	0	0	0	0	0	0	40,011
Water	Capital Transfer	30,000	0	0	0	0	0	0	0	0	0	30,000
	Total	4,280,011	250,000	100,000	0	100,000	230,000	150,000	400,000	0	0	5,510,011

PROJECT: GS-WATER #88-Water Plant Improvements

VII. PROJECT FUND DETAIL

Fiscal Year	Fund Type	Amount	Action
2020	Water G.O. Bonds	4,210,000	Relocation and replacement of pump station # 4. Construct chemical process improvements. Master Plan Phase II recommendation. Pump station is currently located in a Flood Way.
	Water Capital Close-out	40,011	Relocation and replacement of pump station # 4. Construct chemical process improvements. Master Plan Phase II recommendation. Pump station is currently located in a Flood Way.
	Water Capital Transfer	30,000	Purchase skid steer for yard work, as well as off-loading chemicals and equipment.
		$4,280,011	2020 Subtotal
2021	Water G.O. Bonds	250,000	Maintenance Shop refurbishment, structural and architectural improvements. Master Plan Phase II recommendation.
		$250,000	2021 Subtotal
2022	Water G.O. Bonds	100,000	Install baffles in the clear well to prevent short circuiting and improve critical chemical contact time.
		$100,000	2022 Subtotal
2024	Water G.O. Bonds	100,000	Rebuilding four treatment trains - concrete work.
		$100,000	2024 Subtotal
2025	Water G.O. Bonds	150,000	Pipe gallery valve replacement.
	Water G.O. Bonds	80,000	Replace eight flocculator units.
		$230,000	2025 Subtotal
2026	Water G.O. Bonds	150,000	Pipe Gallery valve replacements.
		$150,000	2026 Subtotal
2027	Water G.O. Bonds	400,000	Filter and underdrain improvements.
		$400,000	2027 Subtotal

PROJECT:	GS-WATER	#88-Water Plant Improvements	
TOTAL			$5,510,011

2020-2029
CAPITAL IMPROVEMENT
PROJECT DETAIL

PROJECT: GS-SEWER #89-Hall Street Waste Water Treatment Plant Odor Control

I. PROJECT TYPE: Sewer Treatment

II. LOCATION: 125 Hall Street

III. PROJECT OBJECTIVES AND BACKGROUND

NEED SERVED:

☑	New	H	Safety	N/A	Facility Cond.	N/A	Productivity		
☐	Replace	L	Mandates	H	Service Def.	N/A	Tax Base Exp.	H	City Master Pl.
☐	Rebuild	L	O + M Costs	L	Council Goals	L	Timeliness	Sewer	

☐ Total-Cost-of-Ownership (TCO) or Life-cycle Cost (LCC) analysis

DESCRIPTION: In FY2005 the engineering firm Fay, Spofford and Thorndike conducted an evaluation of odor related issues at the Hall Street Waste Water Treatment Plant. Per the findings of this evaluation, a multiphase implementation plan was created in order to construct improvements at the plant to reduce the impact of odors on the surrounding neighborhood. This project provides funding for design and construction of various odor control systems for both the solids and liquids treatment processes conducted at the facility.

SERVICE IMPACT: Further odor abatement in surrounding neighborhoods should be achieved. Operating costs will increase due to additional power, chemical and maintenance requirements.

IMPACT IF NOT FUNDED: Forgo reduction in odor emissions.

IV PREVIOUS FISCAL YEAR AUTHORIZED:

PREVIOUS AMOUNT:

V. PROJECT USEFUL LIFE (In Years): 20

Expected Bond Term (in Years)

VI. PROJECT FUND SUMMARY

Fund	Type	2020	2021	2022	2023	2024	2025	2026	2027	2028	2029	Ten Years
Sewer	G.O. Bonds	0	0	0	0	0	0	0	450,000	7,100,000	0	7,550,000
	Total	0	0	0	0	0	0	0	450,000	7,100,000	0	7,550,000

PROJECT: GS-SEWER #89-Hall Street Waste Water Treatment Plant Odor Control

VII. PROJECT FUND DETAIL

Fiscal Year	Fund Type	Amount	Action
2027	Sewer G.O. Bonds	275,000	Design engineering for complete refurbishment of second biotower. Project to include structural repair, new media and distribution system, and enclosure for odor.
	Sewer G.O. Bonds	175,000	Design engineering services for Phase 2 liquid stream odor control improvements. Phase 2 includes full surface covers for the primary clarifiers, associated ductwork, connection to the existing in-ground biofilter system constructed during Phase 1 improvements.
		$450,000	2027 Subtotal
2028	Sewer G.O. Bonds	4,300,000	Construction of biotower improvements designed in FY 27.
	Sewer G.O. Bonds	2,800,000	Construction of odor control improvements designed in Fiscal Year 2027.
		$7,100,000	2028 Subtotal
	TOTAL	$7,550,000	

2020-2029
CAPITAL IMPROVEMENT
PROJECT DETAIL

PROJECT: CD-ENGINEERING SERVICES #91-Sewer Main Rehabilitation and Construction

I. PROJECT TYPE: Sewer Collection

II. LOCATION: City wide

III. PROJECT OBJECTIVES AND BACKGROUND

NEED SERVED:									
	☐ New	N/A	Safety	M	Facility Cond.	N/A	Productivity		
	☑ Replace	N/A	Mandates	H	Service Def.	L	Tax Base Exp.	H	City Master Pl.
	☐ Rebuild	N/A	O + M Costs	N/A	Council Goals	M	Timeliness	Sewer	
	☐ Total-Cost-of-Ownership (TCO) or Life-cycle Cost (LCC) analysis								

DESCRIPTION: The purpose of this project is to line or replace sewer mains, which are in poor condition. This project also includes maintenance of the sewer interceptors access roads.

SERVICE IMPACT: Reduced maintenance and improved service.

IMPACT IF NOT FUNDED: Continued deterioration of sewer system will result in increasing ongoing maintenance costs, potential health and safety liabilities, and more expensive permanent repairs in the future.

IV PREVIOUS FISCAL YEAR AUTHORIZED:

PREVIOUS AMOUNT:

V. PROJECT USEFUL LIFE (In Years): 50

Expected Bond Term (in Years)

VI. PROJECT FUND SUMMARY

Fund	Type	2020	2021	2022	2023	2024	2025	2026	2027	2028	2029	Ten Years
Sewer	G.O. Bonds	0	450,000	0	110,000	0	375,000	0	0	450,000	0	1,385,000
Sewer	Capital Transfer	50,000	40,000	50,000	40,000	40,000	40,000	40,000	40,000	40,000	40,000	420,000
	Total	50,000	490,000	50,000	150,000	40,000	415,000	40,000	40,000	490,000	40,000	1,805,000

PROJECT: CD-ENGINEERING SERVICES #91-Sewer Main Rehabilitation and Construction

VII. PROJECT FUND DETAIL

Fiscal Year	Fund Type		Amount	Action
2020	Sewer	Capital Transfer	40,000	Interceptor Access Road Maintenance: Dunbarton Road to Langley Parkway - Phase 2. Approximately 1,450 LF of brush and tree clearing, reclaim, rip rap, loam and seed.
	Sewer	Capital Transfer	10,000	Design 6,720 LF of lining on portions of Merrimack Street (Penacook), Village Street (from Bonney St. to #88 Village St.), Chandler St., Cypress St., Stark St., South Fruit St. and Woodman St.
			$50,000	2020 Subtotal
2021	Sewer	G.O. Bonds	450,000	Construct 2,500 LF of 12 inch sewer main from I-393 to Commercial Street to support the Storrs Street Extension CIP #18.
	Sewer	Capital Transfer	40,000	Interceptor Access Road Maintenance: Langley Parkway to Memorial Field - Phase 1. Approximately 1,850 LF of brush and tree clearing, reclaim, rip rap, loam and seed.
			$490,000	2021 Subtotal
2022	Sewer	Capital Transfer	40,000	Interceptor Access Road Maintenance: Langley Parkway to Memorial Field - Phase 2. Approximately 1,850 LF of brush and tree clearing, reclaim, rip rap, loam and seed.
	Sewer	Capital Transfer	10,000	Design the lining of Granite Ave., North State St., Martin St. and Prospect St.
			$50,000	2022 Subtotal
2023	Sewer	G.O. Bonds	110,000	Line 2,600LF of 8, 10 and 12 inch main on portions of Granite Ave., North State St., Martin St. and Prospect St.
	Sewer	Capital Transfer	40,000	Interceptor Access Road Maintenance: #40 Elm Street to Village Street. Approximately 1,060 LF of brush and tree clearing, reclaim, rip rap, loam and seed.
			$150,000	2023 Subtotal
2024	Sewer	Capital Transfer	40,000	Interceptor Access Road Maintenance: Cross country from Ridge Rd. to School St - Phase 1. Approximately 1,400 LF of brush and tree clearing, reclaim, rip rap, loam and seed.
			$40,000	2024 Subtotal

PROJECT: CD-ENGINEERING SERVICES #91-Sewer Main Rehabilitation and Construction

2025	Sewer G.O. Bonds	375,000	Line portions of sewer main on Merrimack Street (Penacook), Village Street (from Bonney St. to #88 Village St.), Chandler St., Cypress St., Stark St., South Fruit St. and Woodman St.
	Sewer Capital Transfer	40,000	Interceptor Access Road Maintenance: Cross country from Ridge Rd. to School St. - Phase 2. Approximately 1,400 LF of brush and tree clearing, reclaim, rip rap, loam and seed.
		$415,000	2025 Subtotal
2026	Sewer Capital Transfer	40,000	Interceptor Access Road Maintenance.
		$40,000	2026 Subtotal
2027	Sewer Capital Transfer	40,000	Interceptor Access Road Maintenance.
		$40,000	2027 Subtotal
2028	Sewer G.O. Bonds	450,000	Upgrade 1,500 feet of 15" sewer main on Manchester Street in the vicinity of Old Turnpike Road to accommodate Garvins Falls development and New Hampshire Department of Environmental Services sewer capacity requirements.
	Sewer Capital Transfer	40,000	Interceptor Access Road Maintenance.
		$490,000	2028 Subtotal
2029	Sewer Capital Transfer	40,000	Interceptor Access Road Maintenance.
		$40,000	2029 Subtotal
	TOTAL	$1,805,000	

2020-2029
CAPITAL IMPROVEMENT
PROJECT DETAIL

PROJECT: CD-COMMUNITY PLANNING #97-Low Avenue Improvements

I. PROJECT TYPE: Downtown

II. LOCATION: Low Avenue, Phenix Avenue, and Dubois Avenue

III. PROJECT OBJECTIVES AND BACKGROUND

NEED SERVED:									
	☑ New	N/A	Safety	L	Facility Cond.	N/A	Productivity		
	☐ Replace	N/A	Mandates	M	Service Def.	L	Tax Base Exp.	M	City Master Pl.
	☑ Rebuild	H	O + M Costs	H	Council Goals	L	Timeliness		Economic Development

☐ Total-Cost-of-Ownership (TCO) or Life-cycle Cost (LCC) analysis

DESCRIPTION: The purpose of this project is to design and construct streetscape improvements proposed for Low Avenue as originally proposed in the 1997 Downtown Master Plan. In 2005 the City completed the Opportunity Corridor Master Plan which further refined this concept. In 2006, with financial support from the City and Concord 20/20, Main Street Concord updated Downtown Streetscape and Signage Improvements Program, which also examined improvements for Low and Phenix Avenues.

Minor improvements to the westerly section of Phenix Avenue were completed part of CIP 460 "Downtown Complete Streets Project" in 2015/2016. However, improvements to Low and Dubois Avenue will likely not occur until such time as redevelopment of the Phenix Theatre, the CVS Pharmacy building, former E&P Hotel, or other surrounding properties moves forward.

SERVICE IMPACT: Improved usability and appearance of, as well as community satisfaction with these public ways, and potential for redevelopment of adjacent private properties resulting in tax base expansion.

IMPACT IF NOT FUNDED: An opportunity for tax base expansion and the enhancement of downtown business activity would not be exploited.

IV PREVIOUS FISCAL YEAR AUTHORIZED: PREVIOUS AMOUNT:

V. PROJECT USEFUL LIFE (In Years): 10 Expected Bond Term (in Years)

VI. PROJECT FUND SUMMARY

Fund	Type	2020	2021	2022	2023	2024	2025	2026	2027	2028	2029	Ten Years
Other	Tax Increment Financing	0	0	0	0	400,000	4,000,000	0	0	0	0	4,400,000
	Total	0	0	0	0	400,000	4,000,000	0	0	0	0	4,400,000

PROJECT: CD-COMMUNITY PLANNING #97-Low Avenue Improvements

VII. PROJECT FUND DETAIL

Fiscal Year	Fund Type	Amount	Action
2024	Other Tax Increment Financing	400,000	Conceptual and final design, as well as legal services to determine layout of Low Avenue and other affected streets. The final design will link Eagle Square to Depot Street and Kennedy Lane. Designs will be based on concepts included within 1997 Downtown Master Plan, 2006 Opportunity Corridor Master Plan, 2006 Main Street Concord Downtown Streetscape Plan, and 2013 Downtown Complete Street Project Design. Project anticipates expansion of the Sears Block TIF District in order to use new incremental tax revenues associated with redevelopment of Phenix Theatre, the CVS Building, and surrounding properties.
		$400,000	2024 Subtotal
2025	Other Tax Increment Financing	4,000,000	Construct improvements to Low, Phenix, and Dubois Avenues. Project anticipates burying aerial utilities and acquisition of private property rights within Low Avenue.
		$4,000,000	2025 Subtotal
	TOTAL	$4,400,000	

2020-2029
CAPITAL IMPROVEMENT
PROJECT DETAIL

PROJECT: GS-SEWER #104-Hall Street Waste Water Treatment Plant Improvements

I. PROJECT TYPE: Sewer Treatment

II. LOCATION: 125 Hall Street

III. PROJECT OBJECTIVES AND BACKGROUND

NEED SERVED:									
	☑ New	M	Safety	H	Facility Cond.	N/A	Productivity		
	☑ Replace	L	Mandates	M	Service Def.	N/A	Tax Base Exp.	M	City Master Pl.
	☑ Rebuild	L	O + M Costs	N/A	Council Goals	H	Timeliness	Sewer	
	☐ Total-Cost-of-Ownership (TCO) or Life-cycle Cost (LCC) analysis								

DESCRIPTION: The purpose of this project is to implement a variety of improvements as recommended in the 2014 evaluation of the City's Wastewater Treatment Facilities. Projects included within this CIP address code and safety issues, as well as immediate and long-term capital needs.

SERVICE IMPACT: Provides planned upgrade and renovation of existing infrastructure to provide short-term and long-term reliability, meet code and regulation modifications established since the plant was built, and improve overall efficiency.

IMPACT IF NOT FUNDED: Potential for increased operating and maintenance costs over time; potential for costly emergency repairs or replacements as outdated components fail; potential for citations or fines for failure to meet life safety or building codes.

IV PREVIOUS FISCAL YEAR AUTHORIZED:

PREVIOUS AMOUNT:

V. PROJECT USEFUL LIFE (In Years): 15

Expected Bond Term (in Years)

VI. PROJECT FUND SUMMARY

Fund	Type	2020	2021	2022	2023	2024	2025	2026	2027	2028	2029	Ten Years
Sewer	Capital Close-out	340,693	0	0	0	0	0	0	0	0	0	340,693
Sewer	Capital Transfer	0	0	0	15,000	0	0	0	0	0	0	15,000
Sewer	G.O. Bonds	405,000	850,000	1,900,000	1,200,000	1,375,000	1,525,000	3,730,000	18,350,000	2,625,000	3,050,000	35,010,000
	Total	745,693	850,000	1,900,000	1,215,000	1,375,000	1,525,000	3,730,000	18,350,000	2,625,000	3,050,000	35,365,693

PROJECT: GS-SEWER #104-Hall Street Waste Water Treatment Plant Improvements

VII. PROJECT FUND DETAIL

Fiscal Year	Fund Type	Amount	Action
2020	Sewer Capital Close-out	340,693	Replacement of secondary building, chlorine building and admin building motor control centers (MCCs).
	Sewer G.O. Bonds	225,000	Replacement of equipment - primary clarifier.
	Sewer G.O. Bonds	110,000	Asset management evaluation.
	Sewer G.O. Bonds	35,000	Structural concrete coating also includes process equipment and related piping corrosion protection coatings.
	Sewer G.O. Bonds	25,000	Update of sludge stabilization report.
	Sewer G.O. Bonds	10,000	Replacement of secondary building, chlorine building and admin building motor control centers (MCCs).
		$745,693	2020 Subtotal
2021	Sewer G.O. Bonds	635,000	Replacement of 35KV switchgear and three pad mounted transformers.
	Sewer G.O. Bonds	150,000	Renovation of administration area to include flooring, ceilings, partitions, doors and frames, cabinets, and plumbing fixtures. Also provides for improvements to meet accessibility code requirements and full laboratory refurbishment.
	Sewer G.O. Bonds	50,000	Structural concrete coatings, including process equipment and related piping corrosion protection coatings.
	Sewer G.O. Bonds	15,000	Replace primary clarifier scum pump and drain valves.
		$850,000	2021 Subtotal
2022	Sewer G.O. Bonds	1,600,000	Motor Control Center (MCC) electrical replacement.
	Sewer G.O. Bonds	250,000	SCADA processor replacement.
	Sewer G.O. Bonds	50,000	Structural concrete coating also includes process equipment and related piping corrosion protection coatings.
		$1,900,000	2022 Subtotal
2023	Sewer G.O. Bonds	1,100,000	Replacement of secondary clarifier.
	Sewer G.O. Bonds	50,000	Structural concrete coatings, including process equipment and related piping corrosion protection coatings.
	Sewer G.O. Bonds	35,000	Clearing of trees, brush, and vines from northern facility fence.

PROJECT: GS-SEWER #104-Hall Street Waste Water Treatment Plant Improvements

	Sewer	Capital Transfer	15,000	Replacement of four wheel drive mower.
	Sewer	G.O. Bonds	15,000	Replacement of influent flow box mixer.
			$1,215,000	2023 Subtotal
2024	Sewer	G.O. Bonds	1,100,000	Replacement of one secondary clarifier.
	Sewer	G.O. Bonds	175,000	Intermediate and chlorine building HVAC upgrades.
	Sewer	G.O. Bonds	75,000	Allowance for necessary pavement repairs.
	Sewer	G.O. Bonds	25,000	Structural concrete coatings, including process equipment and related piping corrosion protection coatings.
			$1,375,000	2024 Subtotal
2025	Sewer	G.O. Bonds	1,100,000	Replacement of one secondary clarifiers.
	Sewer	G.O. Bonds	250,000	Sludge truck loading conveyor upgrades.
	Sewer	G.O. Bonds	150,000	Design engineering for aeration system upgrades.
	Sewer	G.O. Bonds	25,000	Structural concrete coatings, including process equipment and related piping corrosion protection coatings.
			$1,525,000	2025 Subtotal
2026	Sewer	G.O. Bonds	1,500,000	Design engineering of sludge stabilization and dewatering system upgrades
	Sewer	G.O. Bonds	850,000	Construction of aeration upgrades designed in FY 2025.
	Sewer	G.O. Bonds	500,000	Allowance for concrete/structural repairs.
	Sewer	G.O. Bonds	225,000	Facilities evaluation to prepare new 10-year CIP.
	Sewer	G.O. Bonds	210,000	Replacement of aeration tank isolation gates.
	Sewer	G.O. Bonds	135,000	Replacement of secondary clarifier drain valves and inlet gates.
	Sewer	G.O. Bonds	135,000	Replacement of primary clarifier isolation gates.
	Sewer	G.O. Bonds	100,000	Replacement of roof on Admin Gravity Belt Thickener (GBT) room with EDPM membrane roof system.
	Sewer	G.O. Bonds	50,000	Replacement of scum processing equipment.
	Sewer	G.O. Bonds	25,000	Structural concrete coatings, including process equipment and related piping corrosion protection coatings.
			$3,730,000	2026 Subtotal

PROJECT: GS-SEWER #104-Hall Street Waste Water Treatment Plant Improvements

2027	Sewer G.O. Bonds	14,000,000	Construction of sludge stabilization upgrades.
	Sewer G.O. Bonds	3,000,000	Construction of dewatering system upgrades.
	Sewer G.O. Bonds	300,000	Renovation of administration area to include flooring, ceilings, partitions, doors & frames, cabinets, and plumbing fixtures. Also provides for improvements to meet accessibility code requirements and full laboratory refurbishment.
	Sewer G.O. Bonds	300,000	HVAC improvements.
	Sewer G.O. Bonds	250,000	SCADA system upgrades.
	Sewer G.O. Bonds	250,000	Refurbishment of the first of two sludge holding tanks. Project entails repair of deteriorating concrete and recoating of interior concrete surfaces.
	Sewer G.O. Bonds	130,000	Sludge dewatering polymer batch system upgrade.
	Sewer G.O. Bonds	95,000	Lime storage/transfer system upgrade.
	Sewer G.O. Bonds	25,000	Structural concrete coatings, including process equipment and related piping corrosion protection coatings.
		$18,350,000	2027 Subtotal
2028	Sewer G.O. Bonds	2,000,000	Grit removal equipment replacement.
	Sewer G.O. Bonds	250,000	Sludge holding tank mixing system upgrade.
	Sewer G.O. Bonds	250,000	Refurbishment of second of two sludge holding tanks. Project entails repair of deteriorating concrete and recoating of interior concrete surfaces.
	Sewer G.O. Bonds	100,000	Effluent disinfection system upgrades.
	Sewer G.O. Bonds	25,000	Structural concrete coatings, including process equipment and related piping corrosion protection coatings.
		$2,625,000	2028 Subtotal
2029	Sewer G.O. Bonds	2,500,000	Influent bar rack and wash press replacement.
	Sewer G.O. Bonds	525,000	Engineering and installation of replacement screw pump.
	Sewer G.O. Bonds	25,000	Structural concrete coatings, including process equipment and related piping corrosion protection coatings.
		$3,050,000	2029 Subtotal
	TOTAL	$35,365,693	

2020-2029
CAPITAL IMPROVEMENT
PROJECT DETAIL

PROJECT: REC-GROUNDS #107-Golf Course Club House and Maintenance Buildings

I. PROJECT TYPE: Golf

II. LOCATION: Beaver Meadow Golf Course

III. PROJECT OBJECTIVES AND BACKGROUND

NEED SERVED:									
	☐ New	L	Safety	M	Facility Cond.	H	Productivity		
	☐ Replace	N/A	Mandates	M	Service Def.	L	Tax Base Exp.	M	City Master Pl.
	☑ Rebuild	M	O + M Costs	L	Council Goals	M	Timeliness	Parks	

☐ Total-Cost-of-Ownership (TCO) or Life-cycle Cost (LCC) analysis

DESCRIPTION: The purpose of this project is to maintain buildings at the Beaver Meadow Golf Course. Building facilities include the Clubhouse (Pro Shop, Restaurant, and related amenities), the Maintenance Facility, as well as the Cart Storage Building and Irrigation Pump House. Funding is contingent upon sufficient net operating revenues within the Golf Enterprise Fund to support capital investments, or financial support from the City's General Fund.

SERVICE IMPACT: Routine investment in the golf course will preserve and improve the quality of the course thereby maintaining customer satisfaction and market share.

IMPACT IF NOT FUNDED: Without routine investments, the facility will deteriorate causing loss of market share and requiring more expensive repairs and renovations in the future.

IV PREVIOUS FISCAL YEAR AUTHORIZED:

PREVIOUS AMOUNT:

V. PROJECT USEFUL LIFE (In Years): 20

Expected Bond Term (in Years)

VI. PROJECT FUND SUMMARY

Fund	Type	2020	2021	2022	2023	2024	2025	2026	2027	2028	2029	Ten Years
General	G.O. Bonds	0	0	45,000	0	0	100,000	100,000	0	100,000	2,850,000	3,195,000
Golf	G.O. Bonds	0	0	0	0	10,000	0	50,000	10,000	0	0	70,000
Golf	Capital Transfer	0	0	25,000	0	0	0	0	0	0	0	25,000
	Total	0	0	70,000	0	10,000	100,000	150,000	10,000	100,000	2,850,000	3,290,000

PROJECT: REC-GROUNDS #107-Golf Course Club House and Maintenance Buildings

VII. PROJECT FUND DETAIL

Fiscal Year	Fund Type	Amount	Action
2022	Golf Capital Transfer	25,000	Replace kitchen equipment.
	General G.O. Bonds	25,000	Replace clubhouse furniture.
	General G.O. Bonds	20,000	Carpet and floor treatment replacements throughout the clubhouse.
		$70,000	2022 Subtotal
2024	Golf G.O. Bonds	10,000	Simulator upgrades.
		$10,000	2024 Subtotal
2025	General G.O. Bonds	100,000	Clubhouse roof replacement.
		$100,000	2025 Subtotal
2026	General G.O. Bonds	100,000	Siding and remaining window replacement at clubhouse.
	Golf G.O. Bonds	50,000	Design and construct a 16' by 20' storage building.
		$150,000	2026 Subtotal
2027	Golf G.O. Bonds	10,000	Simulator upgrades.
		$10,000	2027 Subtotal
2028	General G.O. Bonds	100,000	Final design of new club house. New building scheduled to be built in FY 2029
		$100,000	2028 Subtotal
2029	General G.O. Bonds	2,850,000	Design and construct a new clubhouse.
		$2,850,000	2029 Subtotal
	TOTAL	$3,290,000	

2020-2029
CAPITAL IMPROVEMENT
PROJECT DETAIL

PROJECT: GS-WATER #114-Penacook Lake Dam and Spillway Rehabilitation

I. PROJECT TYPE: Water Treatment

II. LOCATION: 53 Hutchins St.

III. PROJECT OBJECTIVES AND BACKGROUND

NEED SERVED:									
	☐ New	M	Safety	M	Facility Cond.	N/A	Productivity		
	☐ Replace	L	Mandates	M	Service Def.	N/A	Tax Base Exp.	N/A	City Master Pl.
	☑ Rebuild	N/A	O + M Costs	N/A	Council Goals	M	Timeliness	Water	
	☐ Total-Cost-of-Ownership (TCO) or Life-cycle Cost (LCC) analysis								

DESCRIPTION: The purpose of this project is to make period repairs to the Penacook Lake dam, associated spillway, and related infrastructure.

SERVICE IMPACT: The dam provides retention for Penacook Lake, the City's primary source of potable water for the municipal water system. Failure to make routine investments to protect the dam and associated infrastructure could reduce the dam's useful life and negatively affect the City's ability to use Penacook Lake to supply the potable water system.

IMPACT IF NOT FUNDED: Unmitigated deterioration of the dam and related infrastructure could negatively impact the City's ability to use Penacook Lake to supply the potable water system

IV PREVIOUS FISCAL YEAR AUTHORIZED:

PREVIOUS AMOUNT:

V. PROJECT USEFUL LIFE (In Years): 50

Expected Bond Term (in Years)

VI. PROJECT FUND SUMMARY

Fund	Type	2020	2021	2022	2023	2024	2025	2026	2027	2028	2029	Ten Years
Water	G.O. Bonds	0	175,000	0	0	250,000	0	0	0	0	0	425,000
	Total	0	175,000	0	0	250,000	0	0	0	0	0	425,000

PROJECT: GS-WATER #114-Penacook Lake Dam and Spillway Rehabilitation

VII. PROJECT FUND DETAIL

Fiscal Year	Fund Type	Amount	Action
2021	Water G.O. Bonds	175,000	Engineering forensic investigation, report and design of the Penacook Lake dam and spillway per NH Dam Permit requirements.
		$175,000	2021 Subtotal
2024	Water G.O. Bonds	250,000	Rehabilitation/replacement of dam and spillway.
		$250,000	2024 Subtotal
	TOTAL	$425,000	

2020-2029
CAPITAL IMPROVEMENT
PROJECT DETAIL

PROJECT: GS-HIGHWAY / UTILITIES #121-Vehicle & Equipment Replacement Program

I. PROJECT TYPE: GSD Vehicles

II. LOCATION: City-wide

III. PROJECT OBJECTIVES AND BACKGROUND

NEED SERVED:									
	☐ New	M	Safety	N/A	Facility Cond.	L	Productivity		
	☑ Replace	L	Mandates	M	Service Def.	N/A	Tax Base Exp.	H	City Master Pl.
	☐ Rebuild	N/A	O + M Costs	L	Council Goals	M	Timeliness	Motor Vehicle Equipment	

☑ Total-Cost-of-Ownership (TCO) or Life-cycle Cost (LCC) analysis

DESCRIPTION: This project establishes a long-range replacement plan for City Highway/Utilities, Water Treatment Plant, Waste Water Treatment Plants, as well as Parks and Recreation Department vehicles and heavy equipment. Vehicle and equipment replacement for the Police and Fire Departments are addressed through other capital improvement program projects or the annual operating budget. Phased replacement of vehicles and equipment will minimize potential service interruptions due to break downs / failures and provides for cost savings through economies of scale which are made possible from multiple vehicle procurement where applicable. Restructuring of the fleet to a more efficient blend of vehicles will coincide with vehicle replacement.

SERVICE IMPACT: Establishes long range replacement plan that improves service with more reliable vehicles, lower costs due to multi-vehicle procurements and maintenance support. Supports appropriate reassignment of some serviceable vehicles to less critical tasks instead of replacement.

IMPACT IF NOT FUNDED: Failure to routinely replace vehicles and equipment at the end of their useful life will result in higher maintenance and repair costs, increased down time associated with equipment failures, as well as less efficient operations.

IV PREVIOUS FISCAL YEAR AUTHORIZED:

PREVIOUS AMOUNT:

V. PROJECT USEFUL LIFE (In Years): 10

Expected Bond Term (in Years) 10

VI. PROJECT FUND SUMMARY

Fund	Type	2020	2021	2022	2023	2024	2025	2026	2027	2028	2029	Ten Years
General	G.O. Bonds	700,000	724,000	723,000	720,000	705,000	685,000	765,000	790,000	1,121,000	1,282,000	8,215,000
Sewer	G.O. Bonds	190,000	185,000	160,000	450,000	342,000	75,000	160,000	100,000	137,000	0	1,799,000
Water	G.O. Bonds	95,000	290,000	160,000	0	100,000	110,000	60,000	60,000	215,000	0	1,090,000
	Total	985,000	1,199,000	1,043,000	1,170,000	1,147,000	870,000	985,000	950,000	1,473,000	1,282,000	11,104,000

PROJECT: GS-HIGHWAY / UTILITIES #121-Vehicle & Equipment Replacement Program

VII. PROJECT FUND DETAIL

Fiscal Year	Fund Type	Amount	Action
2020	General G.O. Bonds	270,000	Replace front end loader #90
	Sewer G.O. Bonds	190,000	Replace 6 Wheel Dump Truck Unit #704
	General G.O. Bonds	105,000	Replace gang mower 164 unit #670
	Water G.O. Bonds	95,000	Replace 1 F550 2wd pick-up truck (2008) unit #822
	General G.O. Bonds	70,000	Replace John Deere Tractor. Grounds/COMF unit #665
	General G.O. Bonds	65,000	Replace Airport / Public Properties Division 1-ton pick-up truck with dump body (2005) unit #901
	General G.O. Bonds	60,000	Replace 1 4x4 1-ton pick-up truck (2008) unit #656
	General G.O. Bonds	40,000	Replace 3/4-ton 4x4 pick up and plow (2006) unit #1101
	General G.O. Bonds	35,000	Replace 4X2 1 supercab pick-up truck (2010) unit #458
	General G.O. Bonds	20,000	Replace 1 low bed tilt top trailer (2004) unit #185
	General G.O. Bonds	20,000	Replace 1 sweeper trailer (2003) unit #188
	General G.O. Bonds	15,000	Replace one 20' trailer (2002) unit #189
		$985,000	2020 Subtotal
2021	General G.O. Bonds	380,000	Replace two 6-wheel dump trucks units #1225 & 1224
	Water G.O. Bonds	190,000	Replace 1 six wheel dump truck "D79" (2006) unit #1226
	Sewer G.O. Bonds	185,000	Replace 6 wheel dump truck unit #753 S UTIL/COM
	General G.O. Bonds	150,000	Replace Cemetery back-hoe (2004) unit #616
	General G.O. Bonds	60,000	Replace vibratory roller (2001) unit #071
	General G.O. Bonds	56,000	Replace 2WD pickup 3500 (2008) unit #902
	Water G.O. Bonds	50,000	Replace Transit Connect compressed natural gas (CNG) van unit #754
	Water G.O. Bonds	50,000	Replace Transit Connect CNG van unit #804
	General G.O. Bonds	42,000	Replace 1 4x4 2500 series pick-up truck (2008) unit #903
	General G.O. Bonds	36,000	Replace 1 1/2-ton supercab pick-up truck (2008) unit #904
		$1,199,000	2021 Subtotal

PROJECT: GS-HIGHWAY / UTILITIES #121-Vehicle & Equipment Replacement Program

2022	General G.O. Bonds	190,000	Replace 1 six wheel dump (2006) unit #1227
	General G.O. Bonds	185,000	Replace Trackless Sidewalk Tractors HWY/COMF unit #1365
	Sewer G.O. Bonds	160,000	Replace Case Loader/Backhoe unit #723
	Water G.O. Bonds	160,000	Replace Case Loader/Backhoe unit #823
	General G.O. Bonds	112,000	Replace two (2) skid steer units #1361 and 1362
	General G.O. Bonds	80,000	Replace 2 leaf blowers and boxes (1999, 1998) units #049 and 050 HWY
	General G.O. Bonds	56,000	Replace one (1) skid steer unit #1360
	General G.O. Bonds	40,000	Replace leaf loader (2000) CEM unit #190
	General G.O. Bonds	40,000	Replace Tarco Leaf Loader Unit #197 Hwy/COMF
	General G.O. Bonds	20,000	Replace 11 CY sander unit #1230SS
		$1,043,000	2022 Subtotal
2023	Sewer G.O. Bonds	450,000	Replace 10 wheel vactor truck unit #711
	General G.O. Bonds	290,000	Replace 1 front end bucket loader (2001) unit #025
	General G.O. Bonds	195,000	Replace 6-wheel dump trucks (2008) unit #1228
	General G.O. Bonds	185,000	Replace Sidewalk Tractor (2012) unit #1366
	General G.O. Bonds	25,000	Tandem trailer unit #061
	General G.O. Bonds	25,000	Replace saltmarsh trailer unit #115 (GSD/Public Properties)
		$1,170,000	2023 Subtotal
2024	Sewer G.O. Bonds	342,000	Replace truck sludge hauler (2001) unit #112
	General G.O. Bonds	230,000	Replace one 10-wheel dump truck (2009) unit 1230
	General G.O. Bonds	195,000	Replace 6 Wheel Dump Truck (2011) unit #1234
	Water G.O. Bonds	60,000	Replace Crew Cab utility body F350 unit #825
	Water G.O. Bonds	40,000	Replace Extra Cab pickup unit #824
	General G.O. Bonds	40,000	Replace sign board & trailer unit #446 HWY/COMF
	General G.O. Bonds	40,000	Replace sign board & trailer unit #445 CD/COMF

PROJECT: GS-HIGHWAY / UTILITIES #121-Vehicle & Equipment Replacement Program

	General G.O. Bonds	36,000	Replace 2 (two) 6 CY sanders unit #1231SS and 1232SS
	General G.O. Bonds	36,000	Replace Tow Behind Comp (2001) unit #407
	General G.O. Bonds	32,000	Replace Rosco Roller (1991) unit #72
	General G.O. Bonds	25,000	Replace 5 Ton Tandem Trailer (2000) unit #64
	General G.O. Bonds	21,000	Replace stainless steel 11 CY Sander (1998) unit #54SS
	General G.O. Bonds	20,000	Replace 6 ton utility trailer GRNDS/COMF unit #652
	General G.O. Bonds	15,000	Replace stainless steel 3.4CY Sander (2004) unit #901SS
	General G.O. Bonds	15,000	Replace Spreader 1.5CY (2004) unit #875SS
		$1,147,000	2024 Subtotal
2025	General G.O. Bonds	390,000	Replace two 6 Wheel Dump Trucks (2008) units #1229 & #1233
	General G.O. Bonds	205,000	Replace Sidewalk Tractor (2014) unit #1367
	Sewer G.O. Bonds	75,000	Replace Ford F-350 pickup unit #755
	Water G.O. Bonds	65,000	Replace Ford F- 350 pickup unit #877
	General G.O. Bonds	48,000	Replace 3 (Three) 3.4 CY sanders units #0669SS, #1104SS & 1105SS
	Water G.O. Bonds	45,000	Replace Ford F-150 extra cab pickup # 826
	General G.O. Bonds	42,000	Replace cargo van unit #602
		$870,000	2025 Subtotal
2026	General G.O. Bonds	675,000	Replace Three (3) Dump Trucks (2013) units #1235, 1236, and 1237
	Sewer G.O. Bonds	100,000	Cut-away Van (camera) unit #712
	General G.O. Bonds	90,000	Replace 3 (three) 11CY sanders units #1235SS, 1236SS, and 237SS
	Water G.O. Bonds	60,000	4x4 Pickup unit #827
	Sewer G.O. Bonds	60,000	Replace 4x4 Pickup unit #713
		$985,000	2026 Subtotal
2027	General G.O. Bonds	390,000	Replace Two (2) Dump Trucks (2011) units #1231 and 1232
	General G.O. Bonds	300,000	Replace Front End Loader unit #1302

PROJECT: GS-HIGHWAY / UTILITIES #121-Vehicle & Equipment Replacement Program

	General G.O. Bonds	100,000	Service truck unit #009
	Sewer G.O. Bonds	100,000	Replace 4x2 Crew Cab pickup truck unit #706
	Water G.O. Bonds	60,000	C1500 4x2 pickup unit #879
		$950,000	2027 Subtotal
2028	General G.O. Bonds	286,000	Replace Front End Loader unit #1301
	General G.O. Bonds	148,000	Replace snow blower unit #004
	General G.O. Bonds	115,000	Replace 1 shop fork truck (1997) unit #149
	General G.O. Bonds	115,000	Replace pickup truck 4WD plow, sander, wing #1113
	General G.O. Bonds	115,000	Replace pickup truck 4WD plow, sander, wing #1109
	General G.O. Bonds	94,000	Replace 2 - F250 4x4 pick-up trucks (2018) units 654, 655
	Water G.O. Bonds	90,000	Placeholder for vehicle replacement
	Water G.O. Bonds	75,000	Vac-Tron Trailer #828
	Sewer G.O. Bonds	65,000	Placeholder for vehicle replacement
	General G.O. Bonds	62,000	Chipper unit #668
	Water G.O. Bonds	50,000	F250 4X4 PU #880
	Sewer G.O. Bonds	50,000	Placeholder for vehicle replacement
	General G.O. Bonds	50,000	Replace 20 ton low bed trailer (1989) unit #082
	General G.O. Bonds	48,000	Leaf loader unit #1378
	General G.O. Bonds	48,000	ODB Leaf Unit #1377
	General G.O. Bonds	40,000	Replace sign board & trailer unit #444 HWY/COMF
	Sewer G.O. Bonds	22,000	Replace flatbed trailer unit #426
		$1,473,000	2028 Subtotal
2029	General G.O. Bonds	440,000	6 Wheel Dump Truck # 1238, 1239
	General G.O. Bonds	205,000	Replace sidewalk tractor unit #1368
	General G.O. Bonds	160,000	Replace Sicard Snow Blower unit #1375
	General G.O. Bonds	160,000	Replace 2 Crew Cab rack body F350 #1107 & #1108

PROJECT: GS-HIGHWAY / UTILITIES #121-Vehicle & Equipment Replacement Program

General	G.O. Bonds	100,000	Replace John Deere Tractor #673	
General	G.O. Bonds	57,000	Slide-in Hot Box	
General	G.O. Bonds	40,000	4x2 super cab pickup	
General	G.O. Bonds	40,000	Replace sign board & trailer unit #447	CD/COMF
General	G.O. Bonds	40,000	Replace sign board & trailer unit #449	CD/COMF
General	G.O. Bonds	40,000	4x2 Super Cab Pickup # 906	
		$1,282,000	2029 Subtotal	
TOTAL		$11,104,000		

2020-2029
CAPITAL IMPROVEMENT
PROJECT DETAIL

PROJECT: GS-WATER #124-Water System SCADA Improvements

I. PROJECT TYPE: Water Treatment

II. LOCATION: 53 Hutchins St. and pump stations

III. PROJECT OBJECTIVES AND BACKGROUND

NEED SERVED:

☑ New	L	Safety	N/A	Facility Cond.	M	Productivity			
☐ Replace	N/A	Mandates	M	Service Def.	N/A	Tax Base Exp.	N/A	City Master Pl.	
☐ Rebuild	N/A	O + M Costs	N/A	Council Goals	M	Timeliness			

☐ Total-Cost-of-Ownership (TCO) or Life-cycle Cost (LCC) analysis

DESCRIPTION: The purpose of this project is to provide for routine sequential replacement and upgrading of the SCADA (Supervisory, Control and Data Acquisition) software system which was first installed in 2005, and assists with monitoring and operating equipment at the Water Treatment Plant, as well as water tanks and remote pump stations.

SERVICE IMPACT: Increase efficiency of operations by being able to monitor and control all facilities from a central station. The system allows for collection of historical data, which can be analyzed to improve operations and react knowledgably to changing conditions. This also has a potential to reduce operating costs.

IMPACT IF NOT FUNDED: Continuation of current system with only partial and uncoordinated implementation. Reliance on manual operations and manual input of all information will continue. The existing data collection system is proprietary and will not convert to an industry standard SCADA system.

IV PREVIOUS FISCAL YEAR AUTHORIZED:

PREVIOUS AMOUNT:

V. PROJECT USEFUL LIFE (In Years): 15

Expected Bond Term (in Years)

VI. PROJECT FUND SUMMARY

Fund	Type	2020	2021	2022	2023	2024	2025	2026	2027	2028	2029	Ten Years
Water	Capital Transfer	30,000	30,000	30,000	30,000	30,000	30,000	30,000	30,000	0	0	240,000
	Total	30,000	30,000	30,000	30,000	30,000	30,000	30,000	30,000	0	0	240,000

PROJECT: GS-WATER #124-Water System SCADA Improvements

VII. PROJECT FUND DETAIL

Fiscal Year	Fund Type	Amount	Action
2020	Water Capital Transfer	30,000	SCADA equipment and software updates.
		$30,000	2020 Subtotal
2021	Water Capital Transfer	30,000	SCADA equipment and software updates.
		$30,000	2021 Subtotal
2022	Water Capital Transfer	30,000	SCADA equipment and software updates.
		$30,000	2022 Subtotal
2023	Water Capital Transfer	30,000	SCADA equipment and software updates.
		$30,000	2023 Subtotal
2024	Water Capital Transfer	30,000	SCADA equipment and software updates.
		$30,000	2024 Subtotal
2025	Water Capital Transfer	30,000	SCADA equipment and software updates.
		$30,000	2025 Subtotal
2026	Water Capital Transfer	30,000	SCADA equipment and software updates.
		$30,000	2026 Subtotal
2027	Water Capital Transfer	30,000	SCADA equipment and software updates.
		$30,000	2027 Subtotal
	TOTAL	$240,000	

2020-2029
CAPITAL IMPROVEMENT
PROJECT DETAIL

PROJECT: FINANCE PURCHASING #130-Multi-Function Photocopy Machines

I. PROJECT TYPE: Information Technology & Communications

II. LOCATION: All city facilities

III. PROJECT OBJECTIVES AND BACKGROUND

NEED SERVED:									
	☐ New	N/A	Safety	M	Facility Cond.	H	Productivity		
	☑ Replace	N/A	Mandates	L	Service Def.	N/A	Tax Base Exp.	N/A	City Master Pl.
	☐ Rebuild	L	O + M Costs	N/A	Council Goals	M	Timeliness	MIS	

☐ Total-Cost-of-Ownership (TCO) or Life-cycle Cost (LCC) analysis

DESCRIPTION: Programmed replacement of 29 photocopiers city-wide, which support all departments. Networkable multi-function units for photocopying, printing from the desktop and scanning to the desktop. Replacement of black & white multi-function units with color multi-function units and eliminating color desktop printers as resources allow. Staff are encouraged to print from these networked multi-function units as the cost per page is substantially less than printing from a stand alone LaserJet printer.

SERVICE IMPACT: Loss in productivity as older technology multi-function units continue to require repeated service calls during the end of their projected life cycle of 5 - 7 years. Service becomes more expensive after 5 years and repair parts are not readily available after 7 years.

IMPACT IF NOT FUNDED: Increased costs for maintenance and printing. Less functionality and decreased productivity.

IV PREVIOUS FISCAL YEAR AUTHORIZED: 2019 PREVIOUS AMOUNT: 30,000

V. PROJECT USEFUL LIFE (In Years): 6 Expected Bond Term (in Years) 6

VI. PROJECT FUND SUMMARY

Fund	Type	2020	2021	2022	2023	2024	2025	2026	2027	2028	2029	Ten Years
General	Capital Transfer	28,000	8,000	39,000	76,000	31,000	35,000	8,000	41,000	39,000	24,000	329,000
	Total	28,000	8,000	39,000	76,000	31,000	35,000	8,000	41,000	39,000	24,000	329,000

PROJECT: FINANCE PURCHASING #130-Multi-Function Photocopy Machines

VII. PROJECT FUND DETAIL

Fiscal Year	Fund Type	Amount	Action
2020	General Capital Transfer	28,000	Replace networked multi-functional copier/printer/scanner for the following City departments (location): Finance - Purchasing (COMF), Finance - OMB (City Hall), Parks and Rec. (Main Office).
		$28,000	2020 Subtotal
2021	General Capital Transfer	8,000	Replace networked multi-functional copier/printer/scanner for the following City departments (location): Finance - Collections (City Hall).
		$8,000	2021 Subtotal
2022	General Capital Transfer	39,000	Replace networked multi-functional copiers/printers/scanners for the following City departments (locations): Multiple departments (2nd Floor City Hall), Multiple departments (3rd Floor City Hall), Legal (Prosecutor's Office).
		$39,000	2022 Subtotal
2023	General Capital Transfer	76,000	Replace networked multi-functional copiers/printers/scanners for the following City departments (locations): Assessing (City Hall), City Clerk (City Hall), Fire (Fire HQs), General Services - Equipment Services (COMF); General Services - Water Supply (Water Treatment Plant), Human Services (Commercial St) ,Library - Admin (2nd floor Library), Police - Administration (CPD HQs, 3rd Floor), General Services - Wastewater Treatment (Hall St. WWTF), Police - Records (CPD Headquarters) and Police - Detectives (CPD Headquarters)
		$76,000	2023 Subtotal
2024	General Capital Transfer	31,000	Replace networked multi-functional copiers/printers/scanners for the following City departments (locations): Finance Accounting (City Hall); General Services Admin (COMF); Community Development Code Enforcement (City Hall Annex) and Parks & Recreation (Heights Community Center).
		$31,000	2024 Subtotal
2025	General Capital Transfer	35,000	Replace networked multi-functional copier/printer/scanner for the following City department (location): Finance - Purchasing (COMF), Finance - OMB (City Hall); Parks and Recreation (Main Office) and Library (Main Floor).

PROJECT:	FINANCE PURCHASING	#130-Multi-Function Photocopy Machines	
		$35,000	2025 Subtotal
2026	General Capital Transfer	8,000	Replace networked multi-functional copier/printer/scanner for the following City department (location): Finance - Collections (City Hall).
		$8,000	2026 Subtotal
2027	General Capital Transfer	41,000	Replace networked multi-functional copiers/printers/scanners for the following City Departments (locations): Multiple departments (2nd Floor City Hall), Multiple departments (3rd Floor City Hall) and Legal (Prosecutor's Office).
		$41,000	2027 Subtotal
2028	General Capital Transfer	39,000	Replace networked multi-functional copiers/printers/scanners for the following City Departments (locations): Assessing (City Hall), Fire (Fire HQs), Police - Records (CPD Headquarters) and Police - Detectives (CPD Headquarters).
		$39,000	2028 Subtotal
2029	General Capital Transfer	24,000	Replace networked multi-functional copiers/printers/scanners for the following City Departments (locations): General Services - Admin (COMF), Community Development - Code Enforcement (City Hall Annex) and Parks & Recreation (Heights Community Center).
		$24,000	2029 Subtotal
	TOTAL	$329,000	

2020-2029
CAPITAL IMPROVEMENT
PROJECT DETAIL

PROJECT: FIRE #230-Opticom Replacement

I. PROJECT TYPE: Public Safety

II. LOCATION: City Wide

III. PROJECT OBJECTIVES AND BACKGROUND

NEED SERVED:

☐ New	H	Safety	N/A	Facility Cond.	N/A	Productivity			
☑ Replace	L	Mandates	H	Service Def.	N/A	Tax Base Exp.	N/A	City Master Pl.	
☐ Rebuild	N/A	O + M Costs	N/A	Council Goals	H	Timeliness			

☐ Total-Cost-of-Ownership (TCO) or Life-cycle Cost (LCC) analysis

DESCRIPTION: This project provides funding for systematic replacement of "Opticom" units throughout the City. Opticom units allow emergency vehicles to control traffic signals when responding to emergencies. Presently, Opticom units are located at 56 intersections, all 4 fire station driveways, as well as 5 signalized pedestrian crosswalks on Loudon Road.

SERVICE IMPACT: Routine replacement of units allows for safe and efficient responses to emergency calls by City Fire Department and Police Department.

IMPACT IF NOT FUNDED: Opticom traffic control equipment could fail resulting in motorist confusion and increasing accident potential.

IV PREVIOUS FISCAL YEAR AUTHORIZED:

PREVIOUS AMOUNT:

V. PROJECT USEFUL LIFE (In Years): 10

Expected Bond Term (in Years)

VI. PROJECT FUND SUMMARY

Fund	Type	2020	2021	2022	2023	2024	2025	2026	2027	2028	2029	Ten Years
General	Highway Reserve	15,000	0	15,000	0	15,000	0	20,000	0	20,000	0	85,000
	Total	15,000	0	15,000	0	15,000	0	20,000	0	20,000	0	85,000

PROJECT: FIRE #230-Opticom Replacement

VII. PROJECT FUND DETAIL

Fiscal Year	Fund Type	Amount	Action
2020	General Highway Reserve	15,000	Opticom replacement. (City Wide)
		$15,000	2020 Subtotal
2022	General Highway Reserve	15,000	Opticom replacement. (City Wide)
		$15,000	2022 Subtotal
2024	General Highway Reserve	15,000	Opticom replacement. (City Wide)
		$15,000	2024 Subtotal
2026	General Highway Reserve	20,000	Opticom replacement. (City Wide)
		$20,000	2026 Subtotal
2028	General Highway Reserve	20,000	Opticom replacement. (City Wide)
		$20,000	2028 Subtotal
	TOTAL	$85,000	

2020-2029
CAPITAL IMPROVEMENT
PROJECT DETAIL

PROJECT: REC-GROUNDS #235-Golf Course Grounds Improvements

I. PROJECT TYPE: Golf

II. LOCATION: Beaver Meadow Golf Course

III. PROJECT OBJECTIVES AND BACKGROUND

NEED SERVED:									
	☐ New	L	Safety	L	Facility Cond.	L	Productivity		
	☐ Replace	N/A	Mandates	N/A	Service Def.	N/A	Tax Base Exp.	N/A	City Master Pl.
	☑ Rebuild	N/A	O + M Costs	N/A	Council Goals	L	Timeliness		
	☐ Total-Cost-of-Ownership (TCO) or Life-cycle Cost (LCC) analysis								

DESCRIPTION: The purpose of this project it is make routine investments to preserve and improve the grounds at the golf course. Improvements typically consist of greens rehabilitation, tee renovations, resurfacing of golf cart paths, irrigation improvements, and improvements to fairways.

SERVICE IMPACT: Routine investments maintain the quality of the course and player satisfaction, thereby preserving market share and financial viability of the course.

IMPACT IF NOT FUNDED: Course conditions and player satisfaction will erode, resulting in loss of market share and potential threat to the long-term viability of the facility.

IV PREVIOUS FISCAL YEAR AUTHORIZED:

PREVIOUS AMOUNT:

V. PROJECT USEFUL LIFE (In Years): 15

Expected Bond Term (in Years)

VI. PROJECT FUND SUMMARY

Fund	Type	2020	2021	2022	2023	2024	2025	2026	2027	2028	2029	Ten Years
General	G.O. Bonds	310,000	295,000	285,000	285,000	325,000	0	0	0	0	0	1,500,000
Golf	G.O. Bonds	0	75,000	65,000	15,000	80,000	60,000	60,000	50,000	50,000	0	455,000
	Total	310,000	370,000	350,000	300,000	405,000	60,000	60,000	50,000	50,000	0	1,955,000

PROJECT: REC-GROUNDS #235-Golf Course Grounds Improvements

VII. PROJECT FUND DETAIL

Fiscal Year	Fund Type	Amount	Action
2020	General G.O. Bonds	300,000	Irrigation and drainage system improvements at Holes 11, 12, 13, & 14 Tee.
	General G.O. Bonds	10,000	9th Fairway improvements.
		$310,000	2020 Subtotal
2021	General G.O. Bonds	285,000	Irrigation system improvements at the following holes: 10, 17, and 18.
	Golf G.O. Bonds	60,000	Bunker repair / replacement and drainage improvements at the #2 bunker and #18 bunkers.
	Golf G.O. Bonds	15,000	Irrigation system improvements at the following holes: 10, 17, and 18.
	General G.O. Bonds	10,000	Expand tee box at the 15th forward tee.
		$370,000	2021 Subtotal
2022	General G.O. Bonds	285,000	Irrigation system improvements at the following locations: holes 1, 2, 3, 4 tee, 7 green, 8 tee, and 16.
	Golf G.O. Bonds	50,000	Repave cart paths at the following locations: #15 Green to #16 to 150 marker; #10 continue down to hill; #6 start on Hole #5 around to #7; #7 Green to #8 Tee.
	Golf G.O. Bonds	15,000	Irrigation system improvements at the following locations: Holes # 1, 2, 3, 4 tee, 7 green, 8 tee, and 16.
		$350,000	2022 Subtotal
2023	General G.O. Bonds	285,000	Irrigation system improvements at the following locations: Holes 4, 5, 6, 7, 8, 9, and the Practice Putting Green.
	Golf G.O. Bonds	15,000	Irrigation system improvements at the following locations: Holes 4, 5, 6, 7, 8, 9, and the Practice Putting Green.
		$300,000	2023 Subtotal
2024	General G.O. Bonds	325,000	Reconstruct the Parking Lot.
	Golf G.O. Bonds	60,000	Repave cart paths at the following locations: 14 green to 15 tee, left of 1, left of 2.
	Golf G.O. Bonds	20,000	Reconstruct the Parking Lot.
		$405,000	2024 Subtotal

PROJECT: REC-GROUNDS #235-Golf Course Grounds Improvements

2025	Golf G.O. Bonds	60,000	Bunker renovation improvements.
		$60,000	2025 Subtotal
2026	Golf G.O. Bonds	60,000	Bunker renovation improvements.
		$60,000	2026 Subtotal
2027	Golf G.O. Bonds	50,000	Driving range improvements.
		$50,000	2027 Subtotal
2028	Golf G.O. Bonds	50,000	Drainage improvements at the following Holes: #10 and #2 laterals.
		$50,000	2028 Subtotal
	TOTAL	$1,955,000	

2020-2029
CAPITAL IMPROVEMENT
PROJECT DETAIL

PROJECT: GS-WATER #244-Water Meter Replacement Program

I. PROJECT TYPE: Water Distribution System

II. LOCATION: City-wide

III. PROJECT OBJECTIVES AND BACKGROUND

NEED SERVED:										
	☑ New	N/A	Safety	N/A	Facility Cond.	M	Productivity			
	☑ Replace	N/A	Mandates	M	Service Def.	N/A	Tax Base Exp.	N/A	City Master Pl.	
	☐ Rebuild	N/A	O + M Costs	N/A	Council Goals	M	Timeliness			
	☐ Total-Cost-of-Ownership (TCO) or Life-cycle Cost (LCC) analysis									

DESCRIPTION: Provides for the replacement of existing automatic meter reading devices and meters.

SERVICE IMPACT: The meters and reading devices provide the only means of accurately measuring a consumers use. The accuracy of these components is critical to ensure fair and accurate billing for water and sewer customers.

IMPACT IF NOT FUNDED: Potential increase for inaccurate billing and loss of revenue for water and sewer funds.

IV PREVIOUS FISCAL YEAR AUTHORIZED:

PREVIOUS AMOUNT:

V. PROJECT USEFUL LIFE (In Years): 10

Expected Bond Term (in Years)

VI. PROJECT FUND SUMMARY

Fund	Type	2020	2021	2022	2023	2024	2025	2026	2027	2028	2029	Ten Years
Water	Capital Transfer	100,000	100,000	125,000	125,000	125,000	150,000	150,000	175,000	175,000	0	1,225,000
Water	G.O. Bonds	0	0	0	0	0	0	0	0	0	175,000	175,000
	Total	100,000	100,000	125,000	125,000	125,000	150,000	150,000	175,000	175,000	175,000	1,400,000

PROJECT: GS-WATER #244-Water Meter Replacement Program

VII. PROJECT FUND DETAIL

Fiscal Year	Fund Type	Amount	Action
2020	Water Capital Transfer	100,000	Phased installation of meters and reading devices. 500 units.
		$100,000	2020 Subtotal
2021	Water Capital Transfer	100,000	Phased installation of meters and reading devices. 500 units.
		$100,000	2021 Subtotal
2022	Water Capital Transfer	125,000	Phased installation of meters and reading devices. 600 units.
		$125,000	2022 Subtotal
2023	Water Capital Transfer	125,000	Phased installation of meters and reading devices. 600 units.
		$125,000	2023 Subtotal
2024	Water Capital Transfer	125,000	Phased installation of meters and reading devices. 600 units.
		$125,000	2024 Subtotal
2025	Water Capital Transfer	150,000	Phased installation of meters and reading devices. 600 units.
		$150,000	2025 Subtotal
2026	Water Capital Transfer	150,000	Phased installation of meters and reading devices. 600 units.
		$150,000	2026 Subtotal
2027	Water Capital Transfer	175,000	Phased installation of meters and reading devices. 600 units.
		$175,000	2027 Subtotal
2028	Water Capital Transfer	175,000	Phased installation of meters and reading devices. 600 units.
		$175,000	2028 Subtotal

PROJECT: GS-WATER #244-Water Meter Replacement Program

2029	Water	G.O. Bonds	175,000	Phased installation of meters and reading devices. 600 units.
			$175,000	2029 Subtotal
	TOTAL		$1,400,000	

2020-2029
CAPITAL IMPROVEMENT
PROJECT DETAIL

PROJECT: FIRE #252-Fire Station Improvements

I. PROJECT TYPE: Public Safety

II. LOCATION: All Stations

III. PROJECT OBJECTIVES AND BACKGROUND

NEED SERVED:									
	☑ New	H	Safety	H	Facility Cond.	H	Productivity		
	☑ Replace	H	Mandates	H	Service Def.	N/A	Tax Base Exp.		City Master Pl.
	☑ Rebuild	H	O + M Costs	N/A	Council Goals	H	Timeliness		Public Facilities
	☐ Total-Cost-of-Ownership (TCO) or Life-cycle Cost (LCC) analysis								

DESCRIPTION: The purpose of this project is to provide funding for a variety of repairs and improvements to the four existing fire stations on an annual basis. The 4 stations plus the Headquarters facility total approximately 49,000 square feet, combined. A summary of each station is below:

The Broadway Station is located at 15 Broadway. The facility was constructed in 1984 and is 5,716 SF set on 0.72 Acres.

The Manor Station is located at 46 Village Street. The facility was constructed in 1974 and is 11,376SF set on 1.28 Acres.

The Heights Station is located at 74 Loudon Rd. The facility was constructed in 1966 and is 5,016SF set on 1.02 Acres.

The Central Station is located at 150 N. State Street. The facility was constructed in 1977 and features 11,260SF.

The Concord Fire Department Headquarters is located at 24 Horseshoe Pond Lane and was opened circa 2000. The facility contains 15,290SF set on 1.52 Acres.

SERVICE IMPACT: Routine repairs and improvements help to prolong the useful life of facilities, as well as provide a safe and pleasant working environmental for employees thereby helping to maintain morale.

IMPACT IF NOT FUNDED: Increased cost for repairs due to deferred maintenance.

IV PREVIOUS FISCAL YEAR AUTHORIZED:

PREVIOUS AMOUNT:

V. PROJECT USEFUL LIFE (In Years): 25

Expected Bond Term (in Years)

PROJECT: FIRE #252-Fire Station Improvements

VI. PROJECT FUND SUMMARY

Fund	Type	2020	2021	2022	2023	2024	2025	2026	2027	2028	2029	Ten Years
General	G.O. Bonds	0	110,000	0	350,000	0	0	0	0	0	0	460,000
	Total	0	110,000	0	350,000	0	0	0	0	0	0	460,000

VII. PROJECT FUND DETAIL

Fiscal Year	Fund Type	Amount	Action
2021	General G.O. Bonds	110,000	Comprehensive facilities needs assessment / master plan for the 4 fire stations ($75,000), and station location study ($35,000).
		$110,000	2021 Subtotal
2023	General G.O. Bonds	350,000	Improvements to paved parking areas at Heights, Broadway, and Central Fire Stations.
		$350,000	2023 Subtotal
	TOTAL	$460,000	

2020-2029
CAPITAL IMPROVEMENT
PROJECT DETAIL

PROJECT: GS-SEWER #275-Sewer Pump Station Improvements

I. PROJECT TYPE: Sewer Collection

II. LOCATION: Various Pump Stations

III. PROJECT OBJECTIVES AND BACKGROUND

NEED SERVED:									
	☑ New	M	Safety	H	Facility Cond.	N/A	Productivity		
	☑ Replace	L	Mandates	M	Service Def.	N/A	Tax Base Exp.	L	City Master Pl.
	☑ Rebuild	N/A	O + M Costs	N/A	Council Goals	M	Timeliness	Sewer	
	☐ Total-Cost-of-Ownership (TCO) or Life-cycle Cost (LCC) analysis								

DESCRIPTION: Provides for planned replacement, upgrade and refurbishment of aging equipment at sewer pump stations before disruptive failures occur. The City has a total of 8 waste water pump stations, as follows: East Concord, Loudon Road, Chenell Drive, Antrim Avenue, Hannah Dustin, Mountain Green South, Mountain Green North, and the Steeplegate Mall.

SERVICE IMPACT: Reliability of pump stations will be maintained and unanticipated repairs and escalating maintenance costs for antiquated equipment will be avoided.

IMPACT IF NOT FUNDED: Potential for unanticipated failure of equipment that could disrupt service and result in significant costs to repair or replace.

IV PREVIOUS FISCAL YEAR AUTHORIZED:

PREVIOUS AMOUNT:

V. PROJECT USEFUL LIFE (In Years): 20

Expected Bond Term (in Years)

VI. PROJECT FUND SUMMARY

Fund	Type	2020	2021	2022	2023	2024	2025	2026	2027	2028	2029	Ten Years
Sewer	Mountain Green Reserve	0	20,000	50,000	300,000	0	0	0	0	0	0	370,000
Sewer	G.O. Bonds	107,500	440,000	0	100,000	450,000	580,000	0	0	0	0	1,677,500
	Total	107,500	460,000	50,000	400,000	450,000	580,000	0	0	0	0	2,047,500

PROJECT: GS-SEWER #275-Sewer Pump Station Improvements

VII. PROJECT FUND DETAIL

Fiscal Year	Fund Type	Amount	Action
2020	Sewer G.O. Bonds	57,500	East Concord pump station space heating system upgrade to replace existing steam boiler with condensing hot water boiler. Will include new hot water unit heaters, piping, and auxiliary components.
	Sewer G.O. Bonds	50,000	Design services for Hannah Dustin pump station and standby generator replacement.
		$107,500	2020 Subtotal
2021	Sewer G.O. Bonds	440,000	Construction of Hannah Dustin pump station and standby generator replacement.
	Sewer Mountain Green Reserve	20,000	Install a new standby generator at Mountain Green South.
		$460,000	2021 Subtotal
2022	Sewer Mountain Green Reserve	50,000	Design services for Mountain Green North pump station renovations.
		$50,000	2022 Subtotal
2023	Sewer Mountain Green Reserve	300,000	Construction of Mountain Green North pump station designed in FY 2022.
	Sewer G.O. Bonds	50,000	Design services for Steeplegate Mall pump station upgrades.
	Sewer G.O. Bonds	50,000	Design services for Chenell Drive pump station upgrades.
		$400,000	2023 Subtotal
2024	Sewer G.O. Bonds	450,000	Construction of Steeplegate Mall pump station upgrades.
		$450,000	2024 Subtotal
2025	Sewer G.O. Bonds	450,000	Construction of Chenell Drive pump station upgrades.
	Sewer G.O. Bonds	70,000	Lighting system, electrical boxes & raceways, and plumbing system upgrades at East Concord pump station.
	Sewer G.O. Bonds	60,000	Purchase a portable generator.
		$580,000	2025 Subtotal
	TOTAL	$2,047,500	

PROJECT: GS-SEWER #275-Sewer Pump Station Improvements

2020-2029
CAPITAL IMPROVEMENT
PROJECT DETAIL

PROJECT: CD-ENGINEERING SERVICES #283-Traffic Signals and Traffic Operations Improvements

I. PROJECT TYPE: Intersections

II. LOCATION: City Wide

III. PROJECT OBJECTIVES AND BACKGROUND

NEED SERVED:									
	☐ New	H	Safety	N/A	Facility Cond.	N/A	Productivity		
	☑ Replace	M	Mandates	H	Service Def.	L	Tax Base Exp.	H	City Master Pl.
	☑ Rebuild	L	O + M Costs	H	Council Goals	H	Timeliness		Corridor Improvements

☐ Total-Cost-of-Ownership (TCO) or Life-cycle Cost (LCC) analysis

DESCRIPTION: The purpose of this project is to make investments in traffic and pedestrian signal improvements in order to achieve improved traffic operations, safety enhancements, as well as implement State and Federal regulatory requirements. Signal locations without pedestrian controls will be prioritized.

SERVICE IMPACT: Improved and enhanced vehicle and pedestrian safety throughout the City. A nominal increase in operating and maintenance costs is expected to accommodate new systems.

IMPACT IF NOT FUNDED: Increased neighborhood concern with vehicular and pedestrian safety City-wide resulting in the need for increased and dedicated police enforcement.

IV PREVIOUS FISCAL YEAR AUTHORIZED: Jan. 2000 PREVIOUS AMOUNT:

V. PROJECT USEFUL LIFE (In Years): 10 Expected Bond Term (in Years)

VI. PROJECT FUND SUMMARY

Fund	Type	2020	2021	2022	2023	2024	2025	2026	2027	2028	2029	Ten Years
General	G.O. Bonds	20,000	40,000	42,000	205,000	30,000	30,000	230,000	30,000	30,000	205,000	862,000
	Total	20,000	40,000	42,000	205,000	30,000	30,000	230,000	30,000	30,000	205,000	862,000

PROJECT: CD-ENGINEERING SERVICES #283-Traffic Signals and Traffic Operations Improvements

VII. PROJECT FUND DETAIL

Fiscal Year	Fund Type		Amount	Action
2020	General	G.O. Bonds	20,000	Ft Eddy/Ft Eddy Plaza - Replace underground wiring.
			$20,000	2020 Subtotal
2021	General	G.O. Bonds	40,000	N Main/Washington-Ferry - Replace vehicle signal heads, install reflectorized back plates and replace underground wiring.
			$40,000	2021 Subtotal
2022	General	G.O. Bonds	42,000	Pleasant Ext/Storrs – Convert Storrs Street northbound and southbound left turn lanes to Flashing Yellow Arrow operation. Install countdown pedestrian signals and accessible pushbuttons. Convert intersection operation to be similar to Main/Pleasant.
			$42,000	2022 Subtotal
2023	General	G.O. Bonds	175,000	Pleasant/State Intersection - Replace existing traffic signal mast arm supports and install new signal equipment including accessible pedestrian push button stations. Improve sidewalk corners, crosswalk geometry and pavement graphics.
	General	G.O. Bonds	30,000	Downtown Pedestrian Signal Improvements Phase 1 of 7: Complete the installation of countdown pedestrian signals and accessible pedestrian push button stations at one of the following downtown intersections (N Main/Washington-Ferry; Centre/Green; N State/Capital; N State/School; N State/Warren; S State/West; N State/Centre; and S Main/Storrs). Budget amount is for one year of a seven-year replacement program.
			$205,000	2023 Subtotal
2024	General	G.O. Bonds	30,000	Downtown Pedestrian Signal Improvements Phase 2 of 7: Complete the installation of countdown pedestrian signals and accessible pedestrian push button stations at the following downtown intersections (N Main/Washington-Ferry; Centre/Green; N State/Capital; N State/School; N State/Warren; S State/West; N State/Centre; and S Main/Storrs). Budget amount is for one year of a seven-year replacement program.
			$30,000	2024 Subtotal

PROJECT: CD-ENGINEERING SERVICES #283-Traffic Signals and Traffic Operations Improvements

2025	General	G.O. Bonds	30,000	Downtown Pedestrian Signal Improvements Phase 3 of 7: Complete the installation of countdown pedestrian signals and accessible pedestrian push button stations at one of the following downtown intersections (N Main/Washington-Ferry; Centre/Green; N State/Capital; N State/School; N State/Warren; S State/West; N State/Centre; and S Main/Storrs). Budget amount is for one year of a seven-year replacement program.
			$30,000	2025 Subtotal
2026	General	G.O. Bonds	200,000	Pleasant/Green – Replace existing traffic signal equipment with new equipment including mast arms, controller cabinet, countdown pedestrian signals, accessible push button stations, and video detection. Improve sidewalk corners, crosswalk geometry and pavement graphics.
	General	G.O. Bonds	30,000	Downtown Pedestrian Signal Improvements Phase 4 of 7: Complete the installation of countdown pedestrian signals and accessible pedestrian push button stations at one of the following downtown intersections (N Main/Washington-Ferry; Centre/Green; N State/Capital; N State/School; N State/Warren; S State/West; N State/Centre; and S Main/Storrs). Budget amount is for one year of a seven-year replacement program.
			$230,000	2026 Subtotal
2027	General	G.O. Bonds	30,000	Downtown Pedestrian Signal Improvements Phase 5 of 7: Complete the installation of countdown pedestrian signals and accessible pedestrian push button stations at one of the following downtown intersections (N Main/Washington-Ferry; Centre/Green; N State/Capital; N State/School; N State/Warren; S State/West; N State/Centre; and S Main/Storrs). Budget amount is for one year of a seven-year replacement program.
			$30,000	2027 Subtotal
2028	General	G.O. Bonds	30,000	Downtown Pedestrian Signal Improvements Phase 6 of 7: Complete the installation of countdown pedestrian signals and accessible pedestrian push button stations at one of the following downtown intersections (N Main/Washington-Ferry; Centre/Green; N State/Capital; N State/School; N State/Warren; S State/West; N State/Centre; and S Main/Storrs). Budget amount is for one year of a seven-year replacement program.
			$30,000	2028 Subtotal

PROJECT: CD-ENGINEERING SERVICES #283-Traffic Signals and Traffic Operations Improvements

2029	General	G.O. Bonds	175,000	Pleasant/Spring – Replace existing traffic signal equipment with new equipment including mast arms, controller cabinet, countdown pedestrian signals, accessible push button stations, and video detection. Improve sidewalk corners, crosswalk geometry and pavement graphics.
	General	G.O. Bonds	30,000	Downtown Pedestrian Signal Improvements Phase 7 of 7: Complete the installation of countdown pedestrian signals and accessible pedestrian push button stations at one of the following downtown intersections (N Main/Washington-Ferry; Centre/Green; N State/Capital; N State/School; N State/Warren; S State/West; N State/Centre; and S Main/Storrs). Budget amount is for one year of a seven-year replacement program.
			$205,000	2029 Subtotal
	TOTAL		$862,000	

2020-2029
CAPITAL IMPROVEMENT
PROJECT DETAIL

PROJECT: CD-ENGINEERING SERVICES #297-Geographic Information Systems (GIS)

I. PROJECT TYPE: Information Technology & Communications

II. LOCATION: City wide

III. PROJECT OBJECTIVES AND BACKGROUND

NEED SERVED:										
	☐ New	N/A	Safety	N/A	Facility Cond.	M	Productivity			
	☑ Replace	N/A	Mandates	M	Service Def.	N/A	Tax Base Exp.	N/A	City Master Pl.	
	☐ Rebuild	H	O + M Costs	L	Council Goals	N/A	Timeliness	Other		
	☐ Total-Cost-of-Ownership (TCO) or Life-cycle Cost (LCC) analysis									

DESCRIPTION: The City's comprehensive Geographic Information System (GIS) Master Plan was completed and approved by ITAC and the City Council in 2006. The Master Plan was intended to define the long-term GIS capital needs.

Internet based GIS software has been operational since 2005 allowing access to the City's GIS network with a web browser. Property information, street, zoning, voting wards, aerial photos, and contours are now available on this public website.

Recent document management innovations added to the City GIS made property development plans and utility records available to the public from interactive web maps. The digital tax map project was introduced to merge three existing versions of the City's tax maps into one single database for improved accuracy and efficiency.

SERVICE IMPACT: Investments in GIS technology are essential for the delivery of services to the internal and external customers. The need to share information has become imperative to the way the City conducts business. Without access to GIS information many of the City's personnel would not be able to perform their job duties. The GIS fits into the category of delivering information (including digital aerial photos) across department boundaries and to the public through the internet.

IMPACT IF NOT FUNDED: GIS data will deteriorate to the point where it will become functionally obsolete. The ability to capture and update information as new development occurs will diminish. Propagation of GIS databases to the City's other departments will not happen as quickly or efficiently.

IV PREVIOUS FISCAL YEAR AUTHORIZED: 2006 PREVIOUS AMOUNT:

V. PROJECT USEFUL LIFE (In Years): 5 Expected Bond Term (in Years)

PROJECT: CD-ENGINEERING SERVICES #297-Geographic Information Systems (GIS)

VI. PROJECT FUND SUMMARY

Fund	Type	2020	2021	2022	2023	2024	2025	2026	2027	2028	2029	Ten Years
General	Capital Transfer	3,000	3,500	3,500	73,500	3,500	3,500	3,500	3,500	3,000	0	100,500
Water	Capital Transfer	3,000	3,500	3,500	3,500	3,500	3,500	3,500	3,500	3,000	0	30,500
Sewer	Capital Transfer	3,000	3,500	3,500	3,500	3,500	3,500	3,500	3,500	3,000	0	30,500
General	G.O. Bonds	230,000	0	0	0	0	0	0	0	0	0	230,000
	Total	239,000	10,500	10,500	80,500	10,500	10,500	10,500	10,500	9,000	0	391,500

VII. PROJECT FUND DETAIL

Fiscal Year	Fund Type	Amount	Action
2020	General G.O. Bonds	150,000	10-year mapping update with high resolution imagery to all GIS digital layers including ground and water surfaces, buildings, utilities, and misc. features. Presumes acquisition of flyover data from the State of New Hampshire at 6" resolution or better.
	General G.O. Bonds	80,000	Tax Map Update Phase 6B.
	General Capital Transfer	3,000	GIS Layer Development - See GIS Master Plan. Funding for GIS Interns.
	Water Capital Transfer	3,000	GIS Layer Development. (Water Portion)
	Sewer Capital Transfer	3,000	GIS Layer Development. (Sewer Portion)
		$239,000	2020 Subtotal
2021	Water Capital Transfer	3,500	GIS Layer Development. (Water Portion)
	Sewer Capital Transfer	3,500	GIS Layer Development. (Sewer Portion)
	General Capital Transfer	3,500	GIS Layer Development - See GIS Master Plan. Funding for GIS Interns.
		$10,500	2021 Subtotal
2022	General Capital Transfer	3,500	GIS Layer Development - See GIS Master Plan. Funding for GIS Interns.
	Sewer Capital Transfer	3,500	GIS Layer Development. (Sewer Portion)
	Water Capital Transfer	3,500	GIS Layer Development. (Water Portion)
		$10,500	2022 Subtotal

PROJECT: CD-ENGINEERING SERVICES #297-Geographic Information Systems (GIS)

2023	General Capital Transfer	70,000	Implementation of Survey Grade GPS System including purchase of Global Positioning System (GPS) receiver and data collector for design data layout, control and mapping.
	Water Capital Transfer	3,500	GIS Layer Development. (Water Portion)
	Sewer Capital Transfer	3,500	GIS Layer Development. (Sewer Portion)
	General Capital Transfer	3,500	GIS Layer Development - See GIS Master Plan. Funding for GIS Interns.
		$80,500	2023 Subtotal
2024	Sewer Capital Transfer	3,500	GIS Layer Development. (Sewer Portion)
	Water Capital Transfer	3,500	GIS Layer Development. (Water Portion)
	General Capital Transfer	3,500	GIS Layer Development - See GIS Master Plan. Funding for GIS Interns.
		$10,500	2024 Subtotal
2025	Sewer Capital Transfer	3,500	GIS Layer Development. (Sewer Portion)
	General Capital Transfer	3,500	GIS Layer Development - See GIS Master Plan. Funding for GIS Interns.
	Water Capital Transfer	3,500	GIS Layer Development. (Water Portion)
		$10,500	2025 Subtotal
2026	General Capital Transfer	3,500	GIS Layer Development - See GIS Master Plan. Funding for GIS Interns.
	Water Capital Transfer	3,500	GIS Layer Development. (Water Portion)
	Sewer Capital Transfer	3,500	GIS Layer Development. (Sewer Portion)
		$10,500	2026 Subtotal
2027	General Capital Transfer	3,500	GIS Layer Development - See GIS Master Plan. Funding for GIS Interns.
	Water Capital Transfer	3,500	GIS Layer Development. (Water Portion)
	Sewer Capital Transfer	3,500	GIS Layer Development. (Sewer Portion)
		$10,500	2027 Subtotal
2028	General Capital Transfer	3,000	GIS Layer Development - See GIS Master Plan. Funding for GIS Interns.
	Sewer Capital Transfer	3,000	GIS Layer Development. (Sewer Portion)

PROJECT: CD-ENGINEERING SERVICES #297-Geographic Information Systems (GIS)

Water Capital Transfer	3,000	GIS Layer Development. (Water Portion)
	$9,000	2028 Subtotal
TOTAL	$391,500	

2020-2029
CAPITAL IMPROVEMENT
PROJECT DETAIL

PROJECT: FIRE #305-Fire Department Communications Equipment

I. PROJECT TYPE: Public Safety

II. LOCATION: All Stations

III. PROJECT OBJECTIVES AND BACKGROUND

NEED SERVED:									
	☐ New	M	Safety	L	Facility Cond.	H	Productivity		
	☑ Replace	L	Mandates	H	Service Def.	N/A	Tax Base Exp.	L	City Master Pl.
	☐ Rebuild	N/A	O + M Costs	L	Council Goals	H	Timeliness	Other	
	☐ Total-Cost-of-Ownership (TCO) or Life-cycle Cost (LCC) analysis								

DESCRIPTION: Systematic and planned replacement of critical emergency communications equipment.

SERVICE IMPACT: Improved reliability, thus improving safety for the public and City personnel, as well as maintaining operational efficiency.

IMPACT IF NOT FUNDED: Less reliable communication equipment results in increased threat to health and safety of City personnel, as well as the general public.

IV PREVIOUS FISCAL YEAR AUTHORIZED:

PREVIOUS AMOUNT:

V. PROJECT USEFUL LIFE (In Years): 7

Expected Bond Term (in Years) 5

VI. PROJECT FUND SUMMARY

Fund	Type	2020	2021	2022	2023	2024	2025	2026	2027	2028	2029	Ten Years
General	Capital Close-out	801	0	0	0	0	0	0	0	0	0	801
General	G.O. Bonds	265,000	0	0	0	0	0	0	700,000	0	0	965,000
	Total	265,801	0	0	0	0	0	0	700,000	0	0	965,801

PROJECT: FIRE #305-Fire Department Communications Equipment

VII. PROJECT FUND DETAIL

Fiscal Year	Fund Type		Amount	Action
2020	General	G.O. Bonds	265,000	Replace 1960's era radio and dispatch console equipment.
	General	Capital Close-out	801	Replace 1960's era radio and dispatch console equipment.
			$265,801	2020 Subtotal
2027	General	G.O. Bonds	700,000	Portable Radio Replacement.
			$700,000	2027 Subtotal
	TOTAL		$965,801	

2020-2029
CAPITAL IMPROVEMENT
PROJECT DETAIL

PROJECT: GS-WATER #321-Water System Master Plan & Implementation

I. PROJECT TYPE: Water Treatment

II. LOCATION: General Services

III. PROJECT OBJECTIVES AND BACKGROUND

NEED SERVED:										
	☑ New	L	Safety	N/A	Facility Cond.	N/A	Productivity			
	☐ Replace	M	Mandates	L	Service Def.	N/A	Tax Base Exp.	L	City Master Pl.	
	☐ Rebuild	N/A	O + M Costs	N/A	Council Goals	M	Timeliness	Water		
	☐ Total-Cost-of-Ownership (TCO) or Life-cycle Cost (LCC) analysis									

DESCRIPTION: The Water Master Plan was completed in 3 separate phases during 2006-2010. Part one looked at alternative water sources recommending a source of supply in the Merrimack River. Part two evaluated the existing water treatment facility and looked at future treatment options recommending the refurbishment of the existing treatment facility on Hutchinson Street. Part three reviewed the City's anticipated future distribution and storage needs and made recommendations associated therewith.

The purpose of this projects is to undertake a comprehensive update select portions of the Water Master Plan.

SERVICE IMPACT: Periodic review and updating of the water master plan helps allows the City to adequately plan for future needs of the community, as well as prioritize investments in the water system.

IMPACT IF NOT FUNDED: Inadequate planning for the City's future water needs could result in water shortages, as well as a variety of negative economic development and fiscal impacts to the community.

IV PREVIOUS FISCAL YEAR AUTHORIZED:

PREVIOUS AMOUNT:

V. PROJECT USEFUL LIFE (In Years): 30

Expected Bond Term (in Years)

VI. PROJECT FUND SUMMARY

Fund	Type	2020	2021	2022	2023	2024	2025	2026	2027	2028	2029	Ten Years
Water	G.O. Bonds	0	50,000	0	0	0	0	40,000	0	0	90,000	180,000
	Total	0	50,000	0	0	0	0	40,000	0	0	90,000	180,000

PROJECT: GS-WATER #321-Water System Master Plan & Implementation

VII. PROJECT FUND DETAIL

Fiscal Year	Fund Type	Amount	Action
2021	Water G.O. Bonds	50,000	Update Master Plan Phase 3 (completed in 2010)
		$50,000	2021 Subtotal
2026	Water G.O. Bonds	40,000	Update the Master Plan last completed in 2010.
		$40,000	2026 Subtotal
2029	Water G.O. Bonds	90,000	Conduct Geophysical site investigation for Merrimack River source.
		$90,000	2029 Subtotal
	TOTAL	$180,000	

2020-2029
CAPITAL IMPROVEMENT
PROJECT DETAIL

PROJECT: GS-PUBLIC PROPERTIES #323-Combined Operations & Maintenance Facility (COMF) Improvements

I. PROJECT TYPE: Public Buildings

II. LOCATION: COMF - 311 North State Street

III. PROJECT OBJECTIVES AND BACKGROUND

NEED SERVED:									
	☐ New	M	Safety	L	Facility Cond.	M	Productivity		
	☐ Replace	N/A	Mandates	H	Service Def.	N/A	Tax Base Exp.	L	City Master Pl.
	☑ Rebuild	N/A	O + M Costs	N/A	Council Goals	M	Timeliness		Public Facilities
	☐ Total-Cost-of-Ownership (TCO) or Life-cycle Cost (LCC) analysis								

DESCRIPTION: This provides for the capital improvements for the Combined Operations and Maintenance Facility (COMF) that houses General Services Department, as well as transportation operations for the Concord Union School District.

SERVICE IMPACT: Routine investments will prolong the useful life of the facility thereby reducing long-term operating and repair costs. Investments will also help reduce long-term energy costs, maintain safety for employees, safeguard vehicles and equipment, as well as maintain employee morale.

IMPACT IF NOT FUNDED: The facility will deteriorate and its useful life will be diminished.

IV PREVIOUS FISCAL YEAR AUTHORIZED: PREVIOUS AMOUNT:

V. PROJECT USEFUL LIFE (In Years): 15 Expected Bond Term (in Years) 20

VI. PROJECT FUND SUMMARY

Fund	Type	2020	2021	2022	2023	2024	2025	2026	2027	2028	2029	Ten Years
General	Capital Transfer	10,000	0	0	0	0	0	0	0	0	0	10,000
General	G.O. Bonds	200,000	405,000	70,000	290,000	30,000	100,000	0	0	0	0	1,095,000
Sewer	G.O. Bonds	105,000	177,500	35,000	120,000	15,000	50,000	0	0	0	0	502,500
Water	G.O. Bonds	105,000	177,500	35,000	120,000	15,000	50,000	0	0	0	0	502,500
	Total	420,000	760,000	140,000	530,000	60,000	200,000	0	0	0	0	2,110,000

PROJECT: GS-PUBLIC PROPERTIES #323-Combined Operations & Maintenance Facility (COMF) Improvements

VII. PROJECT FUND DETAIL

Fiscal Year	Fund Type	Amount	Action
2020	General G.O. Bonds	100,000	Repair Salt Shed structure. Phase I.
	Water G.O. Bonds	50,000	Repair Salt Shed structure. Phase I.
	Sewer G.O. Bonds	50,000	Repair Salt Shed structure. Phase I.
	General G.O. Bonds	30,000	Rubber floor replacement Phase II.
	General G.O. Bonds	25,000	Replace lighting in Equipment Services Building.
	General G.O. Bonds	20,000	Repaint walls and replace carpet in all principal areas of the facility.
	Water G.O. Bonds	15,000	Rubber floor replacement phase II.
	Sewer G.O. Bonds	15,000	Replace lighting in Equipment Services Building.
	Water G.O. Bonds	15,000	Replace lighting in Equipment Services Building.
	Sewer G.O. Bonds	15,000	Rubber floor replacement Phase II.
	General G.O. Bonds	15,000	Replace exterior signage.
	Sewer G.O. Bonds	10,000	Repaint walls and replace carpet in all principal areas of the facility.
	Water G.O. Bonds	10,000	Repaint walls and replace carpet in all principal areas of the facility.
	General Capital Transfer	10,000	Decommission vehicle lifts at Equipment Services Building.
	General G.O. Bonds	10,000	Renovate the women's lavatory.
	Water G.O. Bonds	10,000	Replace exterior signage.
	Sewer G.O. Bonds	10,000	Replace exterior signage.
	Water G.O. Bonds	5,000	Renovate women's lavatory.
	Sewer G.O. Bonds	5,000	Renovate women's lavatory.
		$420,000	2020 Subtotal
2021	General G.O. Bonds	200,000	Replace underground fuel tanks.
	General G.O. Bonds	120,000	Replace boiler.
	Sewer G.O. Bonds	75,000	Replace underground fuel tanks.
	Water G.O. Bonds	75,000	Replace underground fuel tanks.

PROJECT: GS-PUBLIC PROPERTIES #323-Combined Operations & Maintenance Facility (COMF) Improvements

	Water G.O. Bonds	60,000	Replace boiler.
	Sewer G.O. Bonds	60,000	Replace boiler.
	General G.O. Bonds	40,000	Phased plan to replace one-third of the overhead doors. (17 of the 57) Phase I.
	General G.O. Bonds	25,000	Repair Salt Shed structure. Phase II.
	Water G.O. Bonds	20,000	Phased plan to replace one-third of the overhead doors. (17 of the 57) Phase I.
	Sewer G.O. Bonds	20,000	Phased plan to replace one-third of the overhead doors. (17 of the 57) Phase I.
	General G.O. Bonds	20,000	Replace original ceiling tiles throughout the facility. (Circa 1992 original materials)
	Sewer G.O. Bonds	12,500	Repair Salt Shed structure. Phase II.
	Water G.O. Bonds	12,500	Repair Salt Shed structure. Phase II.
	Sewer G.O. Bonds	10,000	Replace original ceiling tiles throughout the facility. (Circa 1992 original materials)
	Water G.O. Bonds	10,000	Replace original ceiling tiles throughout the facility. (Circa 1992 original materials)
		$760,000	2021 Subtotal
2022	General G.O. Bonds	30,000	HVAC and Energy Management System upgrades. Original 2007 work performed by Siemens Company. Maintain energy efficiency.
	Sewer G.O. Bonds	20,000	Phased plan to replace one-third of the overhead doors. (20 of the 57) Phase II.
	Water G.O. Bonds	20,000	Phased plan to replace one-third of the overhead doors. (20 of the 57) Phase II.
	Sewer G.O. Bonds	15,000	HVAC and Energy Management System upgrades. Original 2007 work performed by Siemens Company. Maintain energy efficiency.
	Water G.O. Bonds	15,000	HVAC and Energy Management System upgrades. Original 2007 work performed by Siemens Company. Maintain energy efficiency.
	General G.O. Bonds	40,000	Phased plan to replace one-third of the overhead doors. (20 of the 57) Phase II.
		$140,000	2022 Subtotal
2023	General G.O. Bonds	200,000	Replace underground fuel tanks.
	Sewer G.O. Bonds	75,000	Replace underground fuel tanks.
	Water G.O. Bonds	75,000	Replace underground fuel tanks.
	General G.O. Bonds	50,000	Pavement rehabilitation.
	General G.O. Bonds	40,000	Last phase of a plan to replace overhead doors (20 of 57) Phase III.

PROJECT: GS-PUBLIC PROPERTIES #323-Combined Operations & Maintenance Facility (COMF) Improvements

	Water G.O. Bonds	25,000	Pavement rehabilitation.
	Sewer G.O. Bonds	25,000	Pavement rehabilitation.
	Water G.O. Bonds	20,000	Last phase of a plan to replace overhead doors (20 of 57) Phase III.
	Sewer G.O. Bonds	20,000	Last phase of a plan to replace overhead doors (20 of 57) Phase III.
		$530,000	2023 Subtotal
2024	General G.O. Bonds	30,000	Crack seal and seal coat existing pavement.
	Sewer G.O. Bonds	15,000	Crack seal and seal coat existing pavement.
	Water G.O. Bonds	15,000	Crack seal and seal coat existing pavement.
		$60,000	2024 Subtotal
2025	General G.O. Bonds	100,000	Refurbish HVAC system and controls.
	Water G.O. Bonds	50,000	Refurbish HVAC system and controls.
	Sewer G.O. Bonds	50,000	Refurbish HVAC system and controls.
		$200,000	2025 Subtotal
	TOTAL	$2,110,000	

2020-2029
CAPITAL IMPROVEMENT
PROJECT DETAIL

PROJECT: FIRE #335-Thermal Imaging Cameras

I. PROJECT TYPE: Public Safety

II. LOCATION: All Stations

III. PROJECT OBJECTIVES AND BACKGROUND

NEED SERVED:									
	☐ New	H	Safety	N/A	Facility Cond.	H	Productivity		
	☑ Replace	N/A	Mandates	H	Service Def.	N/A	Tax Base Exp.	N/A	City Master Pl.
	☐ Rebuild	H	O + M Costs	N/A	Council Goals	H	Timeliness		

☐ Total-Cost-of-Ownership (TCO) or Life-cycle Cost (LCC) analysis

DESCRIPTION: Systematic replacement of thermal imaging cameras for front line fire apparatus.

SERVICE IMPACT: Thermal imaging cameras are an important tool in fire fighting. They can assist in locating people and animals in burning buildings, as well as help locate hidden fire smoldering within building cavities, thereby helping to expedite emergency response efforts, as well as reduce un-necessary risk to personnel and damage to private property.

IMPACT IF NOT FUNDED: Increased life safety risk and inability to overhaul efficiently.

IV PREVIOUS FISCAL YEAR AUTHORIZED:

PREVIOUS AMOUNT:

V. PROJECT USEFUL LIFE (In Years):

Expected Bond Term (in Years)

VI. PROJECT FUND SUMMARY

Fund	Type	2020	2021	2022	2023	2024	2025	2026	2027	2028	2029	Ten Years
General	G.O. Bonds	0	0	0	0	0	45,000	0	0	0	0	45,000
General	Capital Transfer	0	0	35,000	0	0	0	0	0	0	0	35,000
	Total	0	0	35,000	0	0	45,000	0	0	0	0	80,000

PROJECT: FIRE #335-Thermal Imaging Cameras

VII. PROJECT FUND DETAIL

Fiscal Year	Fund Type		Amount	Action
2022	General	Capital Transfer	35,000	Systematic replacement of thermal imaging cameras. Anticipated to replace cameras purchased in FY2014.
			$35,000	2022 Subtotal
2025	General	G.O. Bonds	45,000	Systematic Replacement of Thermal Imaging Cameras.
			$45,000	2025 Subtotal
	TOTAL		$80,000	

2020-2029
CAPITAL IMPROVEMENT
PROJECT DETAIL

PROJECT: GS-WATER #345-Water Supply Well Field Maintenance

I. PROJECT TYPE: Water Treatment

II. LOCATION: Sanders Station (Pump Station 2), N. Pembroke Rd.

III. PROJECT OBJECTIVES AND BACKGROUND

NEED SERVED:									
	☐ New	L	Safety	M	Facility Cond.	H	Productivity		
	☐ Replace	L	Mandates	H	Service Def.	M	Tax Base Exp.	L	City Master Pl.
	☑ Rebuild	M	O + M Costs	N/A	Council Goals	M	Timeliness		
	☐ Total-Cost-of-Ownership (TCO) or Life-cycle Cost (LCC) analysis								

DESCRIPTION: Maintaining an adequate water supply is important for the city. The purpose of this project is to properly maintain the City's well fields in Pembroke through regular investments thereby ensuring the facility will be available to produce approximately 1 million gallons per day on an as-needed basis. This project will comply with, and help implement, the recommendations of the 2006-2010 Water Master Plan

SERVICE IMPACT: Helps to maintain a diverse mix of supply sources for the City's water system and reduces dependence on Penacook Lake and the Contoocook River.

IMPACT IF NOT FUNDED: Potentially insufficient water supply during drought conditions.

IV PREVIOUS FISCAL YEAR AUTHORIZED:

PREVIOUS AMOUNT:

V. PROJECT USEFUL LIFE (In Years): 20

Expected Bond Term (in Years)

VI. PROJECT FUND SUMMARY

Fund	Type	2020	2021	2022	2023	2024	2025	2026	2027	2028	2029	Ten Years
Water	G.O. Bonds	0	0	0	0	0	0	0	0	150,000	0	150,000
	Total	0	0	0	0	0	0	0	0	150,000	0	150,000

PROJECT: GS-WATER #345-Water Supply Well Field Maintenance

VII. PROJECT FUND DETAIL

Fiscal Year	Fund Type	Amount	Action
2028	Water G.O. Bonds	150,000	Design of a new pump house and appurtenances. Wright Pierce Engineers assessment and recommendations.
		$150,000	2028 Subtotal
	TOTAL	$150,000	

2020-2029
CAPITAL IMPROVEMENT
PROJECT DETAIL

PROJECT: GS-WATER #347-Water Storage Tank Repairs

I. PROJECT TYPE: Water Treatment

II. LOCATION: Five sites around the City

III. PROJECT OBJECTIVES AND BACKGROUND

NEED SERVED:										
	☐ New	L	Safety	L	Facility Cond.	N/A	Productivity			
	☐ Replace	N/A	Mandates	H	Service Def.	N/A	Tax Base Exp.	N/A	City Master Pl.	
	☑ Rebuild	N/A	O + M Costs	N/A	Council Goals	H	Timeliness			

☐ Total-Cost-of-Ownership (TCO) or Life-cycle Cost (LCC) analysis

DESCRIPTION: The purpose of this project is to establish a schedule of capital investments for the City's water tanks and related systems. The City has 5 water tanks, as follows:
Ed Young Tank on Penacook Street
Primrose Tank in Penacook
East Concord Tank off Portsmouth Street
Snow Pond Tank off Snow Pond Road
West End Tank off Langley Parkway

Routine investments will prolong the life of these facilities. Cleaning, crack sealing, and re-application of the cementitious coatings to the exterior of the tanks will prevent corrosion and extend useful life each structure. Altitude valves and underground valve chambers will be repaired and rehabilitated as needed while the tanks are out of service.

SERVICE IMPACT: Distribution tanks provide a readily available supply of water to meet the needs of the customers, but more importantly to provide needed fire protection volumes to the neighborhoods. Each tank represents a significant investment by the City and needs to be kept in a highly serviceable condition.

IMPACT IF NOT FUNDED: Lack of routine investments will decrease useful life of these facilities. In the extreme, lack of maintenance could cause tank failures thereby causing disruptions in water service (both domestic and fire protection).

IV PREVIOUS FISCAL YEAR AUTHORIZED:

PREVIOUS AMOUNT:

V. PROJECT USEFUL LIFE (In Years): 20

Expected Bond Term (in Years)

PROJECT: GS-WATER #347-Water Storage Tank Repairs

VI. PROJECT FUND SUMMARY

Fund	Type	2020	2021	2022	2023	2024	2025	2026	2027	2028	2029	Ten Years
Water	G.O. Bonds	0	0	0	50,000	75,000	40,000	150,000	55,000	0	0	370,000
	Total	0	0	0	50,000	75,000	40,000	150,000	55,000	0	0	370,000

VII. PROJECT FUND DETAIL

Fiscal Year	Fund Type	Amount	Action
2023	Water G.O. Bonds	50,000	Cleaning, crack sealing tank and Altitude Valve refurbishment. (West End Tank)
		$50,000	2023 Subtotal
2024	Water G.O. Bonds	75,000	Cleaning, crack sealing tank and Altitude Valve refurbishment. (East Concord Tank)
		$75,000	2024 Subtotal
2025	Water G.O. Bonds	40,000	Cleaning, crack sealing tank and Altitude Valve refurbishment. (Snow Pond Tank)
		$40,000	2025 Subtotal
2026	Water G.O. Bonds	100,000	Design new storage tank to serve Heights/Manchester St per Master Plan.
	Water G.O. Bonds	50,000	Cleaning, crack sealing, and painting. (Ed Young Tank)
		$150,000	2026 Subtotal
2027	Water G.O. Bonds	55,000	Cleaning, crack sealing tank and Altitude Valve (Primrose Tank)
		$55,000	2027 Subtotal
	TOTAL	$370,000	

2020-2029
CAPITAL IMPROVEMENT
PROJECT DETAIL

PROJECT: REC-GROUNDS #358-Garrison Park

I. PROJECT TYPE: Parks and Open Space

II. LOCATION: Hutchins Street

III. PROJECT OBJECTIVES AND BACKGROUND

NEED SERVED:									
	☐ New	L	Safety	M	Facility Cond.	N/A	Productivity		
	☑ Replace	L	Mandates	M	Service Def.	N/A	Tax Base Exp.	M	City Master Pl.
	☑ Rebuild	L	O + M Costs	M	Council Goals	N/A	Timeliness	Parks	
	☐ Total-Cost-of-Ownership (TCO) or Life-cycle Cost (LCC) analysis								

DESCRIPTION: In 2005, the City completed a comprehensive Master Plan for Garrison Park. The purpose of the plan was to identify and prioritize short and long-term improvements for the facility.

SERVICE IMPACT: Proposed improvements will promote the use and enjoyment of the City's parks while ensuring efficiency in expenditure and the greatest return on investment.

IMPACT IF NOT FUNDED: Existing facilities will continue to deteriorate, and facility expansion potential will not be realized. Future City investments will not occur in a coordinated manner, thereby resulting in waste and inefficiency. Reduced utilization and enjoyment of this facility by the public.

IV PREVIOUS FISCAL YEAR AUTHORIZED:

PREVIOUS AMOUNT:

V. PROJECT USEFUL LIFE (In Years): 10

Expected Bond Term (in Years)

VI. PROJECT FUND SUMMARY

Fund	Type	2020	2021	2022	2023	2024	2025	2026	2027	2028	2029	Ten Years
General	G.O. Bonds	0	0	50,000	100,000	0	0	0	200,000	0	0	350,000
	Total	0	0	50,000	100,000	0	0	0	200,000	0	0	350,000

PROJECT: REC-GROUNDS #358-Garrison Park

VII. PROJECT FUND DETAIL

Fiscal Year	Fund Type	Amount	Action
2022	General G.O. Bonds	50,000	Crack seal, colorize, and stripe two basketball courts. Replace standards, replace backboards with acrylic backboards.
		$50,000	2022 Subtotal
2023	General G.O. Bonds	100,000	Replace playground equipment.
		$100,000	2023 Subtotal
2027	General G.O. Bonds	100,000	Installation of exercise equipment with poured in place safety surfacing.
	General G.O. Bonds	100,000	Construction of accessible walkways and bridges within the southerly areas of the park as identified in the Garrison Park Master Plan.
		$200,000	2027 Subtotal
	TOTAL	$350,000	

2020-2029
CAPITAL IMPROVEMENT
PROJECT DETAIL

PROJECT: REC-GROUNDS #359-Merrill Park

I. PROJECT TYPE: Parks and Open Space

II. LOCATION: Eastman Street

III. PROJECT OBJECTIVES AND BACKGROUND

NEED SERVED:									
	☐ New	L	Safety	M	Facility Cond.	N/A	Productivity		
	☑ Replace	L	Mandates	M	Service Def.	N/A	Tax Base Exp.	M	City Master Pl.
	☑ Rebuild	L	O + M Costs	M	Council Goals	N/A	Timeliness	Parks	
	☐ Total-Cost-of-Ownership (TCO) or Life-cycle Cost (LCC) analysis								

DESCRIPTION: In 2005, the City completed a comprehensive Master Plan for Merrill Park. The purpose of the plan was to identify and prioritize short and long-term improvements for the facility.

SERVICE IMPACT: Proposed improvements will promote the use and enjoyment of the City's parks while ensuring efficiency in expenditure and the greatest return on investment.

IMPACT IF NOT FUNDED: Existing facilities will continue to deteriorate, and facility expansion potential will not be realized. Future City investments will not occur in a coordinated manner, thereby resulting in waste and inefficiency. Reduced utilization and enjoyment of this facility by the public.

IV PREVIOUS FISCAL YEAR AUTHORIZED:

PREVIOUS AMOUNT:

V. PROJECT USEFUL LIFE (In Years): 10

Expected Bond Term (in Years)

VI. PROJECT FUND SUMMARY

Fund	Type	2020	2021	2022	2023	2024	2025	2026	2027	2028	2029	Ten Years
General	G.O. Bonds	15,000	75,000	150,000	0	30,000	0	0	120,000	0	0	390,000
	Total	15,000	75,000	150,000	0	30,000	0	0	120,000	0	0	390,000

PROJECT: REC-GROUNDS #359-Merrill Park

VII. PROJECT FUND DETAIL

Fiscal Year	Fund Type	Amount	Action
2020	General G.O. Bonds	15,000	Crack seal, colorize, stripe and replace standards and backboards with acrylic backboards on the basketball court
		$15,000	2020 Subtotal
2021	General G.O. Bonds	75,000	Install exercise equipment with poured in place safety surfacing
		$75,000	2021 Subtotal
2022	General G.O. Bonds	150,000	Replace playground equipment and utilize poured in place safety surfacing
		$150,000	2022 Subtotal
2024	General G.O. Bonds	30,000	Crack seal, colorize and stripe three (3) tennis courts
		$30,000	2024 Subtotal
2027	General G.O. Bonds	120,000	Construct pedestrian access bridge over Mill Brook per Merrill Park Master Plan. (CDD-Engineering)
		$120,000	2027 Subtotal
	TOTAL	$390,000	

2020-2029
CAPITAL IMPROVEMENT
PROJECT DETAIL

PROJECT: REC-GROUNDS #360-Kimball Park

I. PROJECT TYPE: Parks and Open Space

II. LOCATION: North State Street

III. PROJECT OBJECTIVES AND BACKGROUND

NEED SERVED:									
	☑ New	L	Safety	M	Facility Cond.	N/A	Productivity		
	☐ Replace	L	Mandates	M	Service Def.	N/A	Tax Base Exp.	M	City Master Pl.
	☐ Rebuild	L	O + M Costs	M	Council Goals	N/A	Timeliness	Parks	
	☐ Total-Cost-of-Ownership (TCO) or Life-cycle Cost (LCC) analysis								

DESCRIPTION: Kimball Park was the focus of an intensive planning and design effort undertaken with Groundwork Concord, Inc. (now defunct) to guide future maintenance and capital investment in that park. The planning process resulted in the Kimball Park Master Plan for the upgrade and improvement of the park that prioritizes the City's expenditures and encourage volunteerism and donations to benefit the park.

SERVICE IMPACT: The improvement plans will promote the use and enjoyment of the City's parks while ensuring efficiency in expenditure and the greatest return on investment.

IMPACT IF NOT FUNDED: Existing facilities will continue to deteriorate, and facility expansion potential will not be realized. Future City investments will not occur in a coordinated manner, thereby resulting in waste and inefficiency. Reduced utilization and enjoyment of this facility by the public.

IV PREVIOUS FISCAL YEAR AUTHORIZED:

PREVIOUS AMOUNT:

V. PROJECT USEFUL LIFE (In Years): 10

Expected Bond Term (in Years)

VI. PROJECT FUND SUMMARY

Fund	Type	2020	2021	2022	2023	2024	2025	2026	2027	2028	2029	Ten Years
General	G.O. Bonds	0	0	0	200,000	0	0	75,000	60,000	0	0	335,000
	Total	0	0	0	200,000	0	0	75,000	60,000	0	0	335,000

PROJECT: REC-GROUNDS #360-Kimball Park

VII. PROJECT FUND DETAIL

Fiscal Year	Fund Type	Amount	Action
2023	General G.O. Bonds	190,000	Playground equipment replacement.
	General G.O. Bonds	10,000	Crack seal, colorize, and stripe one basketball court.
		$200,000	2023 Subtotal
2026	General G.O. Bonds	75,000	Install exercise equipment with poured in place safety surfacing.
		$75,000	2026 Subtotal
2027	General G.O. Bonds	60,000	Replace perimeter fencing.
		$60,000	2027 Subtotal
	TOTAL	$335,000	

2020-2029
CAPITAL IMPROVEMENT
PROJECT DETAIL

PROJECT: CD-ENGINEERING SERVICES #361-Hooksett Turnpike Bridge Replacement

I. PROJECT TYPE: Bridges

II. LOCATION: Hooksett Turnpike Bridge over Bela Brook

III. PROJECT OBJECTIVES AND BACKGROUND

NEED SERVED:									
	☐ New	M	Safety	M	Facility Cond.	N/A	Productivity		
	☑ Replace	H	Mandates	M	Service Def.	N/A	Tax Base Exp.	M	City Master Pl.
	☐ Rebuild	N/A	O + M Costs	M	Council Goals	M	Timeliness	Other	

☐ Total-Cost-of-Ownership (TCO) or Life-cycle Cost (LCC) analysis

DESCRIPTION: The purpose of this project is to replace the existing substandard and "Red-Listed" bridge over Bela Brook with a new bridge, which complies with contemporary design standards.

This project will be funded through the State Municipal Bridge Aid program (80% state, 20% city).

SERVICE IMPACT: Continue use for public travel.

IMPACT IF NOT FUNDED: If not funded, the bridge could become subject to load limits, or, in the extreme, may have to be closed due to structural deficiencies.

IV PREVIOUS FISCAL YEAR AUTHORIZED: 2010 PREVIOUS AMOUNT:

V. PROJECT USEFUL LIFE (In Years): 20 Expected Bond Term (in Years)

VI. PROJECT FUND SUMMARY

Fund	Type	2020	2021	2022	2023	2024	2025	2026	2027	2028	2029	Ten Years
General	G.O. Bonds	20,000	0	0	0	0	0	0	0	0	0	20,000
Other	State	180,000*	0	0	0	0	0	0	0	0	0	180,000
	Total	200,000	0	0	0	0	0	0	0	0	0	200,000

PROJECT: CD-ENGINEERING SERVICES #361-Hooksett Turnpike Bridge Replacement

VII. PROJECT FUND DETAIL

Fiscal Year	Fund Type	Amount	Action
2020	Other State	180,000	Bridge construction, including construction oversight and administration.
	General G.O. Bonds	20,000	Bridge construction, including construction oversight and administration.
		$200,000	2020 Subtotal
	TOTAL	$200,000	

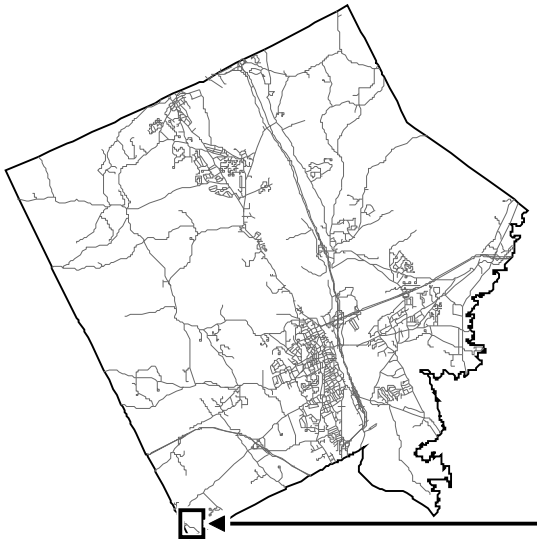

Disclaimer of Mapping Accuracy
Engineering Services Division
City of Concord, New Hampshire

GEOGRAPHIC INFORMATION SYSTEM

This map conforms to the United States National Map Accuracy Standards. It was prepared for use by the City of Concord and uses a database digitized at a scale of 1:1200. Enlargements may produce measurable discrepancies. The City makes no representations or guarantees of its accuracy or its suitability for use other than by the City. Users other than the City, do so at their own risk.

Not to Scale

FY 2020
CIP PROJECT #361

HOOKSETT TURNPIKE
BRIDGE REPLACEMENT

2020-2029
CAPITAL IMPROVEMENT
PROJECT DETAIL

PROJECT: POLICE - OPERATIONS #368-Police Department Communications Equipment

I. PROJECT TYPE: Public Safety

II. LOCATION: Police

III. PROJECT OBJECTIVES AND BACKGROUND

NEED SERVED:										
	☐ New	L	Safety	N/A	Facility Cond.	L	Productivity			
	☑ Replace	N/A	Mandates	L	Service Def.	N/A	Tax Base Exp.	N/A	City Master Pl.	
	☐ Rebuild	H	O + M Costs	N/A	Council Goals	M	Timeliness		Long-Range Planning	
	☐ Total-Cost-of-Ownership (TCO) or Life-cycle Cost (LCC) analysis									

DESCRIPTION: The purpose of this project is to make periodic investments to upgrade or replace communications equipment for the Police Department, including portable radios, as well as equipment within vehicles and the dispatch center.

Recently the Department concluded radio system upgrades which included new dispatch consoles and point to point microwave capabilities. The Department needs to now systematically replace all of the mobile radios as well as portable radios.

SERVICE IMPACT: Portables and mobile radios should be replaced approximately every ten years in order to ensure reliability of equipment and to minimize risk of unforeseen communications problems, which could impact the department's ability to effectively respond to calls for assistance.

IMPACT IF NOT FUNDED: The safety and security of police officers and the public could be compromised by inconsistent radio communications.

IV PREVIOUS FISCAL YEAR AUTHORIZED:

PREVIOUS AMOUNT:

V. PROJECT USEFUL LIFE (In Years): 10

Expected Bond Term (in Years)

VI. PROJECT FUND SUMMARY

Fund	Type	2020	2021	2022	2023	2024	2025	2026	2027	2028	2029	Ten Years
General	G.O. Bonds	25,000	175,000	175,000	0	0	0	0	80,000	0	0	455,000
	Total	25,000	175,000	175,000	0	0	0	0	80,000	0	0	455,000

PROJECT: POLICE - OPERATIONS #368-Police Department Communications Equipment

VII. PROJECT FUND DETAIL

Fiscal Year	Fund Type	Amount	Action
2020	General G.O. Bonds	25,000	Replace mobile radios in all unmarked vehicles.
		$25,000	2020 Subtotal
2021	General G.O. Bonds	175,000	Phase 1of 2 - Replacment of 50 portable radios.
		$175,000	2021 Subtotal
2022	General G.O. Bonds	175,000	Phase 2 of 2 - Replacement of 50 Portable Radios.
		$175,000	2022 Subtotal
2027	General G.O. Bonds	80,000	Replace mobile radios in all unmarked vehicles.
		$80,000	2027 Subtotal
	TOTAL	$455,000	

2020-2029
CAPITAL IMPROVEMENT
PROJECT DETAIL

PROJECT: POLICE - OPERATIONS #370-Police Department Ballistic Vest Replacement Program

I. PROJECT TYPE: Public Safety

II. LOCATION: Police

III. PROJECT OBJECTIVES AND BACKGROUND

NEED SERVED:										
	☐ New	L	Safety	N/A	Facility Cond.	N/A	Productivity			
	☑ Replace	N/A	Mandates	L	Service Def.	N/A	Tax Base Exp.	N/A	City Master Pl.	
	☐ Rebuild	H	O + M Costs	N/A	Council Goals	M	Timeliness		Long-Range Planning	
	☐ Total-Cost-of-Ownership (TCO) or Life-cycle Cost (LCC) analysis									

DESCRIPTION: This project provides for the systematic replacement of Ballistic Vests (bullet proof vests) for the Police Department. Ballistic Vests are on a 5 year replacement program per service standards. It is important to replace vests on a regular basis in order to keep up with latest ballistic technology.

SERVICE IMPACT:

IMPACT IF NOT FUNDED: Police Officer safety could be compromised.

IV PREVIOUS FISCAL YEAR AUTHORIZED:

PREVIOUS AMOUNT:

V. PROJECT USEFUL LIFE (In Years): 5

Expected Bond Term (in Years) 5

VI. PROJECT FUND SUMMARY

Fund	Type	2020	2021	2022	2023	2024	2025	2026	2027	2028	2029	Ten Years
General	G.O. Bonds	0	75,000	0	0	0	0	80,000	0	0	0	155,000
	Total	0	75,000	0	0	0	0	80,000	0	0	0	155,000

PROJECT: POLICE - OPERATIONS #370-Police Department Ballistic Vest Replacement Program

VII. PROJECT FUND DETAIL

Fiscal Year	Fund Type	Amount	Action
2021	General G.O. Bonds	75,000	Replace vests purchased in FY2016.
		$75,000	2021 Subtotal
2026	General G.O. Bonds	80,000	Replace vests purchased in FY2021.
		$80,000	2026 Subtotal
	TOTAL	$155,000	

2020-2029
CAPITAL IMPROVEMENT
PROJECT DETAIL

PROJECT: GS-WATER #372-Water System Pump Station Improvements

I. PROJECT TYPE: Water Treatment

II. LOCATION: City Wide

III. PROJECT OBJECTIVES AND BACKGROUND

NEED SERVED:										
	☐ New	L	Safety	M	Facility Cond.	H	Productivity			
	☑ Replace	L	Mandates	H	Service Def.		Tax Base Exp.	L	City Master Pl.	
	☑ Rebuild	M	O + M Costs	N/A	Council Goals	M	Timeliness	Water		
	☐ Total-Cost-of-Ownership (TCO) or Life-cycle Cost (LCC) analysis									

DESCRIPTION: This project provides for the planned improvements to the 3 pump stations, which are part of the potable water distribution system, as follows:

Pump Station #3: Penacook Street
Pump Station #5: Broad Cove Road (at the Contoocook River)
Pump Station #6: Mountain Road

The other 2 water pump stations are part of the Water Plant and Pembroke well fields, and are addressed separately by other capital improvement projects.

Phase II of the 2006 Water Master Plan Phase describes the need to boost the pressure and availability in an area north east of Portsmouth Street requiring an additional elevated pressure zone.

SERVICE IMPACT: Planned upgrades to existing stations ensures over all reliability of the water system.

IMPACT IF NOT FUNDED: The ability to effectively and efficiently distribute water to users will be compromised and could result in service disruptions. Service disruptions would not only cause inconvenience but could also result in life / safety issues due to potential inability to supply public and private fire suppression systems.

IV PREVIOUS FISCAL YEAR AUTHORIZED:

PREVIOUS AMOUNT:

V. PROJECT USEFUL LIFE (In Years): 10

Expected Bond Term (in Years)

PROJECT: GS-WATER #372-Water System Pump Station Improvements

VI. PROJECT FUND SUMMARY

Fund	Type	2020	2021	2022	2023	2024	2025	2026	2027	2028	2029	Ten Years
Water	G.O. Bonds	0	0	0	0	0	1,200,000	0	0	0	0	1,200,000
	Total	0	0	0	0	0	1,200,000	0	0	0	0	1,200,000

VII. PROJECT FUND DETAIL

Fiscal Year	Fund Type	Amount	Action
2025	Water G.O. Bonds	1,200,000	Design and construct boosted pressure zone north east of Portsmouth Street per Phase III of the Water Master Plan.
		$1,200,000	2025 Subtotal
	TOTAL	$1,200,000	

2020-2029
CAPITAL IMPROVEMENT
PROJECT DETAIL

PROJECT: FIRE #375-Fire Department Boats

I. PROJECT TYPE: Public Safety

II. LOCATION: City wide

III. PROJECT OBJECTIVES AND BACKGROUND

NEED SERVED:

☐	New	M	Safety	M	Facility Cond.	N/A	Productivity		
☑	Replace	N/A	Mandates	H	Service Def.	N/A	Tax Base Exp.	N/A	City Master Pl.
☐	Rebuild	M	O + M Costs	L	Council Goals	M	Timeliness		

☐ Total-Cost-of-Ownership (TCO) or Life-cycle Cost (LCC) analysis

DESCRIPTION: This project provides for the systematic replacement of the Fire Department's 3 motorized rescue watercraft.

SERVICE IMPACT: Older water craft are less reliable and more expensive to maintain.

IMPACT IF NOT FUNDED: Increased threat to health and safety for rescue personnel, as well as the general public due to unreliable equipment.

IV PREVIOUS FISCAL YEAR AUTHORIZED:

PREVIOUS AMOUNT:

V. PROJECT USEFUL LIFE (In Years): 15

Expected Bond Term (in Years)

VI. PROJECT FUND SUMMARY

Fund	Type	2020	2021	2022	2023	2024	2025	2026	2027	2028	2029	Ten Years
General	Capital Transfer	0	0	0	0	0	30,000	0	0	0	0	30,000
General	G.O. Bonds	0	0	30,000	0	0	0	0	0	0	0	30,000
	Total	0	0	30,000	0	0	30,000	0	0	0	0	60,000

PROJECT: FIRE #375-Fire Department Boats

VII. PROJECT FUND DETAIL

Fiscal Year	Fund Type		Amount	Action
2022	General	G.O. Bonds	30,000	Systematic replacement of fire department boats.
			$30,000	2022 Subtotal
2025	General	Capital Transfer	30,000	Replace Boat 7. (2010)
			$30,000	2025 Subtotal
	TOTAL		$60,000	

2020-2029
CAPITAL IMPROVEMENT
PROJECT DETAIL

PROJECT: FIRE #376-Fire Department Hose & Equipment Replacement

I. PROJECT TYPE: Public Safety

II. LOCATION: All Engines, Ladders, Rescue & Tanker

III. PROJECT OBJECTIVES AND BACKGROUND

NEED SERVED:									
	☐ New	H	Safety	H	Facility Cond.	H	Productivity		
	☑ Replace	H	Mandates	H	Service Def.	N/A	Tax Base Exp.	N/A	City Master Pl.
	☐ Rebuild	M	O + M Costs	M	Council Goals	H	Timeliness		
	☐ Total-Cost-of-Ownership (TCO) or Life-cycle Cost (LCC) analysis								

DESCRIPTION: This project provides funding for the systematic replacement of fire hose and equipment carried on apparatus.

SERVICE IMPACT: Project is intended to fund equipment purchases to replace aging equipment during the equipping of new apparatus placed in service.

IMPACT IF NOT FUNDED: Inability to effectively outfit fire engines with required hose and associated equipment could compromise public safety.

IV PREVIOUS FISCAL YEAR AUTHORIZED:

PREVIOUS AMOUNT:

V. PROJECT USEFUL LIFE (In Years): 15

Expected Bond Term (in Years)

VI. PROJECT FUND SUMMARY

Fund	Type	2020	2021	2022	2023	2024	2025	2026	2027	2028	2029	Ten Years
General	Capital Transfer	0	0	25,000	30,000	0	30,000	0	0	0	0	85,000
General	G.O. Bonds	0	60,000	0	0	0	0	0	0	0	0	60,000
	Total	0	60,000	25,000	30,000	0	30,000	0	0	0	0	145,000

PROJECT: FIRE #376-Fire Department Hose & Equipment Replacement

VII. PROJECT FUND DETAIL

Fiscal Year	Fund Type		Amount	Action
2021	General	G.O. Bonds	60,000	Extrication equipment replacement.
			$60,000	2021 Subtotal
2022	General	Capital Transfer	25,000	Systematic replacement of fire hose and equipment.
			$25,000	2022 Subtotal
2023	General	Capital Transfer	30,000	Systematic replacement of fire hose and equipment.
			$30,000	2023 Subtotal
2025	General	Capital Transfer	30,000	Systematic replacement of fire hose and equipment.
			$30,000	2025 Subtotal
	TOTAL		$145,000	

2020-2029
CAPITAL IMPROVEMENT
PROJECT DETAIL

PROJECT: CD-ENGINEERING SERVICES #380-Neighborhood Safety Improvements

I. PROJECT TYPE: Sidewalks and Streetscapes

II. LOCATION: City-Wide

III. PROJECT OBJECTIVES AND BACKGROUND

NEED SERVED:

☑	New	H	Safety	N/A	Facility Cond.	H	Productivity		
☐	Replace	N/A	Mandates	M	Service Def.	N/A	Tax Base Exp.	L	City Master Pl.
☐	Rebuild	L	O + M Costs	N/A	Council Goals	M	Timeliness		Targeted Neighborhoods

☐ Total-Cost-of-Ownership (TCO) or Life-cycle Cost (LCC) analysis

DESCRIPTION: The purpose of this project is to implement pedestrian safety improvements throughout the City in order to improve the livability of neighborhoods, reduce traffic speeds, as well as enhance pedestrian and vehicular safety.

SERVICE IMPACT: Pedestrian safety improvements will reduce speeds on neighborhood streets, thereby resulting in improved public safety and less demand upon the Concord Police Department for traffic enforcement.

IMPACT IF NOT FUNDED: Continued community concern about neighborhood traffic speeds and pedestrian safety. Heightened demand for police speed enforcement.

IV PREVIOUS FISCAL YEAR AUTHORIZED:

PREVIOUS AMOUNT:

V. PROJECT USEFUL LIFE (In Years): 25

Expected Bond Term (in Years)

VI. PROJECT FUND SUMMARY

Fund	Type	2020	2021	2022	2023	2024	2025	2026	2027	2028	2029	Ten Years
General	Donations	0	0	25,000	0	0	0	0	0	0	0	25,000
General	G.O. Bonds	0	0	40,000	0	0	0	0	0	0	0	40,000
General	Impact Fees Traf Dist 3	40,000	0	0	0	0	0	0	0	0	0	40,000
	Total	40,000	0	65,000	0	0	0	0	0	0	0	105,000

PROJECT: CD-ENGINEERING SERVICES #380-Neighborhood Safety Improvements

VII. PROJECT FUND DETAIL

Fiscal Year	Fund Type		Amount	Action
2020	General	Impact Fees Traf Dist 3	40,000	Construction of sidewalk/vertical curb on the west side of Westbourne Road from School Street to Concord High School's northerly entrance of Westbourne Road.
			$40,000	2020 Subtotal
2022	General	G.O. Bonds	40,000	Design and construction of pedestrian safety improvements along Allen Street to be coordinated with Merrimack Valley High School.
	General	Donations	25,000	School District share.
			$65,000	2022 Subtotal
	TOTAL		$105,000	

2020-2029
CAPITAL IMPROVEMENT
PROJECT DETAIL

PROJECT: GS-SOLID WASTE #381-Landfill Closure and Maintenance

I. PROJECT TYPE: Solid Waste Management

II. LOCATION: City wide

III. PROJECT OBJECTIVES AND BACKGROUND

NEED SERVED:										
	☑ New	M	Safety	N/A	Facility Cond.	N/A	Productivity			
	☐ Replace	H	Mandates	H	Service Def.	N/A	Tax Base Exp.	N/A	City Master Pl.	
	☐ Rebuild	M	O + M Costs	N/A	Council Goals	H	Timeliness		Targeted Neighborhoods	
	☐ Total-Cost-of-Ownership (TCO) or Life-cycle Cost (LCC) analysis									

DESCRIPTION: The purpose of this project is to serve as a placeholder concerning the closure and stewardship of the 10 +/- former landfills within the City. As part of this project, the City shall address environmental and regulatory issues, as well as examine the feasibility of converting some facilities into public recreational resources in order to improve quality of life.

Each site is unique and, therefore, the management approach for each facility is different. However, all sites are registered, characterized, and remediated in accordance with state and federal regulations.

When specifically directed by the City Council, opportunities for recreational re-use of these facilities shall be evaluated on a case by case basis in conjunction with regulatory agencies in order to properly guide the design and implementation of closure / remedial action plans.

SERVICE IMPACT: By proactively addressing this issue the City will its liability exposure and provide opportunities to potentially develop additional community open space and other recreation resources.

IMPACT IF NOT FUNDED: Environmental liability exposure.

IV PREVIOUS FISCAL YEAR AUTHORIZED:

PREVIOUS AMOUNT:

V. PROJECT USEFUL LIFE (In Years): 30

Expected Bond Term (in Years)

PROJECT: GS-SOLID WASTE #381-Landfill Closure and Maintenance

VI. PROJECT FUND SUMMARY

Fund	Type	2020	2021	2022	2023	2024	2025	2026	2027	2028	2029	Ten Years
General	G.O. Bonds	0	0	0	0	0	0	0	8,120,000	0	0	8,120,000
	Total	0	0	0	0	0	0	0	8,120,000	0	0	8,120,000

VII. PROJECT FUND DETAIL

Fiscal Year	Fund Type	Amount	Action
2027	General G.O. Bonds	8,120,000	Design and construction of Old Suncook Road Landfill cap. Cost estimate is preliminary pending final design.
		$8,120,000	2027 Subtotal
	TOTAL	$8,120,000	

2020-2029
CAPITAL IMPROVEMENT
PROJECT DETAIL

PROJECT: CD-ENGINEERING SERVICES #383-New Airport Terminal Building

I. PROJECT TYPE: Airport

II. LOCATION: Airport Road

III. PROJECT OBJECTIVES AND BACKGROUND

NEED SERVED:										
	☑ New	M	Safety	H	Facility Cond.	M	Productivity			
	☑ Replace	H	Mandates	H	Service Def.	M	Tax Base Exp.	M	City Master Pl.	
	☐ Rebuild	L	O + M Costs	H	Council Goals	M	Timeliness	Airport		
	☐ Total-Cost-of-Ownership (TCO) or Life-cycle Cost (LCC) analysis									

DESCRIPTION: This project entails the construction of a new Terminal building to serve Concord Airport as recommended by the 2006 Airport Master Plan.

The current Airport terminal building was constructed in 1938 and later renovated in 1961. Due to its age, the terminal is plagued with a variety of significant building code violations, structural deficiencies, and inadequate security measures. The age and configuration of the terminal also make it extremely difficult to make the building compliant with the 1990 Americans with Disabilities Act (ADA) without major renovations at significant cost. These issues render much of the terminal building unusable.

Because of the growing importance of the airport as well as the obsolete condition of the current terminal, the Master Plan strongly recommended the construction of a new 9,000 SF terminal building with expanded parking facilities in the general vicinity of the existing terminal building. The estimated cost of the project is $2,732,800 (2006 dollars). This cost was comparable to those estimated to renovate the existing building, thereby making new construction very attractive.

An economic impact analysis completed by the City as part of the 2006 Airport Master Plan revealed that Concord Airport contributes $7.2 million dollars to the local economy in the form of direct, indirect, and induced impacts. The same study also estimated that the Airport supports nearly 1,700 jobs throughout the region. Construction of a new terminal building will help expand use of the Airport, and therefore further bolster the local and regional economy.

SERVICE IMPACT: To prevent further deterioration of facility, operation and safety concerns, continued deficiencies based on projected demand and capacity.

IMPACT IF NOT FUNDED: Inability to grow air traffic at the airport thereby resulting in stagnant revenues and persisting code compliance / life-safety concerns with the current facility.

IV PREVIOUS FISCAL YEAR AUTHORIZED: 1997 PREVIOUS AMOUNT:

V. PROJECT USEFUL LIFE (In Years): 20 Expected Bond Term (in Years)

PROJECT: CD-ENGINEERING SERVICES #383-New Airport Terminal Building

VI. PROJECT FUND SUMMARY

Fund	Type	2020	2021	2022	2023	2024	2025	2026	2027	2028	2029	Ten Years
Airport	G.O. Bonds	0	0	0	0	0	0	0	175,000	0	0	175,000
Other	Federal	0	0	0	0	0	0	0	3,150,000	0	0	3,150,000
Other	State	0	0	0	0	0	0	0	175,000	0	0	175,000
	Total	0	0	0	0	0	0	0	3,500,000	0	0	3,500,000

VII. PROJECT FUND DETAIL

Fiscal Year	Fund Type	Amount	Action
2027	Other Federal	3,150,000	Design and construct new Airport Terminal to improve efficiency and code compliance. Preliminary estimate only. FAA's 90% of total cost of $3,500,000.
	Other State	175,000	State's 5 % of total cost of $3,500,000.
	Airport G.O. Bonds	175,000	City's 5 % of total cost of $3,500,000.
		$3,500,000	2027 Subtotal
	TOTAL	$3,500,000	

2020-2029
CAPITAL IMPROVEMENT
PROJECT DETAIL

PROJECT: POLICE - OPERATIONS #403-Parking Division Vehicle Replacement Program

I. PROJECT TYPE: Parking

II. LOCATION: Downtown Central Business District

III. PROJECT OBJECTIVES AND BACKGROUND

NEED SERVED:										
	☐ New	L	Safety	N/A	Facility Cond.	N/A	Productivity			
	☑ Replace	N/A	Mandates	N/A	Service Def.	N/A	Tax Base Exp.	N/A	City Master Pl.	
	☐ Rebuild	N/A	O + M Costs	N/A	Council Goals	N/A	Timeliness		Motor Vehicle Equipment	
	☐ Total-Cost-of-Ownership (TCO) or Life-cycle Cost (LCC) analysis									

DESCRIPTION: This project provides funding for routine replacement of Parking Division vehicles.

SERVICE IMPACT: Routine replacement insures that the Division will have reliable vehicles for enforcement efforts, as well as maintenance of meters and kiosks.

IMPACT IF NOT FUNDED: Vehicle repairs are becoming more frequent due to wear and tear. Chronic vehicle break downs will result in inefficient operation of the Parking System and lost revenues due to inability to conduct daily enforcement operations.

IV PREVIOUS FISCAL YEAR AUTHORIZED: PREVIOUS AMOUNT: 0

V. PROJECT USEFUL LIFE (In Years): 10 Expected Bond Term (in Years)

VI. PROJECT FUND SUMMARY

Fund	Type	2020	2021	2022	2023	2024	2025	2026	2027	2028	2029	Ten Years
Parking	G.O. Bonds	45,000	0	45,000	0	0	0	0	0	55,000	0	145,000
	Total	45,000	0	45,000	0	0	0	0	0	55,000	0	145,000

VII. PROJECT FUND DETAIL

Fiscal Year	Fund Type	Amount	Action
2020	Parking G.O. Bonds	45,000	Replace meter tech vehicle.
		$45,000	2020 Subtotal

PROJECT: POLICE - OPERATIONS #403-Parking Division Vehicle Replacement Program

2022	Parking	G.O. Bonds	45,000	Replace Parking Enforcement Mobile Unit (Jeep).
			$45,000	2022 Subtotal
2028	Parking	G.O. Bonds	55,000	Replace mobile unit Jeep.
			$55,000	2028 Subtotal
	TOTAL		$145,000	

2020-2029
CAPITAL IMPROVEMENT
PROJECT DETAIL

PROJECT: GS-SEWER #410-Sewer Video Inspection Equipment

I. PROJECT TYPE: Sewer Collection

II. LOCATION: City wide

III. PROJECT OBJECTIVES AND BACKGROUND

NEED SERVED:									
	☐ New	N/A	Safety	M	Facility Cond.	M	Productivity		
	☑ Replace	L	Mandates	M	Service Def.	N/A	Tax Base Exp.	N/A	City Master Pl.
	☐ Rebuild	N/A	O + M Costs	N/A	Council Goals	M	Timeliness	Sewer	

☐ Total-Cost-of-Ownership (TCO) or Life-cycle Cost (LCC) analysis

DESCRIPTION: Video inspection has been used extensively to investigate the City's sewer infrastructure. The main-line video camera unit is specifically designed for inspection of sanitary and storm sewers. Data collected from video inspections is used to development maintenance plans and capital improvement programs for the sanitary and storm water sewer systems.

SERVICE IMPACT: This equipment serves as a valuable tool to help get real time information about the condition of sewer pipes throughout the City, thereby allowing staff to more efficiently plan repairs and replacement of pipe as needed.

IMPACT IF NOT FUNDED: The City will need to rely upon antiquated equipment that is more susceptible to failure.

IV PREVIOUS FISCAL YEAR AUTHORIZED: PREVIOUS AMOUNT: 0

V. PROJECT USEFUL LIFE (In Years): 15 Expected Bond Term (in Years)

VI. PROJECT FUND SUMMARY

Fund	Type	2020	2021	2022	2023	2024	2025	2026	2027	2028	2029	Ten Years
Sewer	G.O. Bonds	0	0	80,000	0	0	0	0	0	0	0	80,000
Sewer	Capital Transfer	0	0	0	0	0	0	0	20,000	0	0	20,000
	Total	0	0	80,000	0	0	0	0	20,000	0	0	100,000

PROJECT: GS-SEWER #410-Sewer Video Inspection Equipment

VII. PROJECT FUND DETAIL

Fiscal Year	Fund Type	Amount	Action
2022	Sewer G.O. Bonds	80,000	Replace mainline and service line inspection camera, hardware and software.
		$80,000	2022 Subtotal
2027	Sewer Capital Transfer	20,000	Replace lateral service line inspection camera, hardware and software.
		$20,000	2027 Subtotal
	TOTAL	$100,000	

2020-2029
CAPITAL IMPROVEMENT
PROJECT DETAIL

PROJECT: CITY MANAGER /OPERATION #432-North State Street Parking Garage (Formerly Firehouse Block)

I. PROJECT TYPE: Parking

II. LOCATION: 19 North State Street

III. PROJECT OBJECTIVES AND BACKGROUND

NEED SERVED:									
	☐ New	H	Safety	M	Facility Cond.	N/A	Productivity		
	☐ Replace	N/A	Mandates	L	Service Def.	N/A	Tax Base Exp.	N/A	City Master Pl.
	☑ Rebuild	H	O + M Costs	N/A	Council Goals	H	Timeliness	Parking	

☐ Total-Cost-of-Ownership (TCO) or Life-cycle Cost (LCC) analysis

DESCRIPTION: The purpose of this project is to provide funding for routine repairs and refurbishment of the North State Street Parking Garage (formerly known as the Firehouse Block Parking Garage).

SERVICE IMPACT: Routine investment by the City will ensure the facility's long-term viability (both structurally and economically), improve safety and convenience for users, as well as support economic development efforts in downtown.

IMPACT IF NOT FUNDED: Deferred maintenance could render all or a portion of either garage unusable. This would result in a loss of revenue for the Parking Fund, as well as reduction in the supply of parking spaces downtown, thereby potentially having a negative effect on nearby businesses and residences. Continued deterioration of the facility will likely result in more costly and substantial repairs. In addition, failure to properly maintain the structure could, in the extreme, potentially require the City to close the facility due to safety concerns.

IV PREVIOUS FISCAL YEAR AUTHORIZED: PREVIOUS AMOUNT: 0

V. PROJECT USEFUL LIFE (In Years): 10 Expected Bond Term (in Years)

VI. PROJECT FUND SUMMARY

Fund	Type	2020	2021	2022	2023	2024	2025	2026	2027	2028	2029	Ten Years
Parking	G.O. Bonds	30,000	3,020,000	0	0	0	0	0	0	0	0	3,050,000
	Total	30,000	3,020,000	0	0	0	0	0	0	0	0	3,050,000

PROJECT: CITY MANAGER /OPERATION #432-North State Street Parking Garage (Formerly Firehouse Block)

VII. PROJECT FUND DETAIL

Fiscal Year	Fund Type	Amount	Action
2020	Parking G.O. Bonds	30,000	Comprehensive needs assessment and structural analysis of the parking garage in preparation of future comprehensive repairs and renovations scheduled in FY2021.
		$30,000	2020 Subtotal
2021	Parking G.O. Bonds	3,020,000	Comprehensive structural repairs and renovations, including concrete repairs, waterproofing, as well as repair / replacement of electrical systems, drainage systems, lighting, and fire standpipes. Also includes design, construction administration, and contingency.
		$3,020,000	2021 Subtotal
	TOTAL	$3,050,000	

2020-2029
CAPITAL IMPROVEMENT
PROJECT DETAIL

PROJECT: POLICE - OPERATIONS #433-School Street Parking Garage (Formerly Durgin Block)

I. PROJECT TYPE: Parking

II. LOCATION: 17 School Street

III. PROJECT OBJECTIVES AND BACKGROUND

NEED SERVED:									
	☐ New	H	Safety	M	Facility Cond.	N/A	Productivity		
	☐ Replace	N/A	Mandates	L	Service Def.	N/A	Tax Base Exp.	N/A	City Master Pl.
	☑ Rebuild	H	O + M Costs	N/A	Council Goals	H	Timeliness	Parking	

☐ Total-Cost-of-Ownership (TCO) or Life-cycle Cost (LCC) analysis

DESCRIPTION: The purpose of this project is to provide funding for routine repairs and refurbishment of the School Street Parking Garage (formerly know as the Durgin Block Parking Garage).

SERVICE IMPACT: Routine investment by the City will ensure the facility's long-term viability (both structurally and economically), improve safety and convenience for users, as well as support economic development efforts in downtown.

IMPACT IF NOT FUNDED: Deferred maintenance could render all or a portion of either garage unusable. This would result in a loss of revenue for the Parking Fund, as well as reduction in the supply of parking spaces downtown, thereby potentially having a negative effect on nearby businesses and residences. Continued deterioration of the facility will likely result in more costly and substantial repairs. In addition, failure to properly maintain the structure could, in the extreme, potentially require the City to close the facility due to safety concerns.

IV PREVIOUS FISCAL YEAR AUTHORIZED: PREVIOUS AMOUNT: 0

V. PROJECT USEFUL LIFE (In Years): 10 Expected Bond Term (in Years)

VI. PROJECT FUND SUMMARY

Fund	Type	2020	2021	2022	2023	2024	2025	2026	2027	2028	2029	Ten Years
Parking	G.O. Bonds	255,000	0	0	0	0	335,000	0	0	0	0	590,000
	Total	255,000	0	0	0	0	335,000	0	0	0	0	590,000

PROJECT: POLICE - OPERATIONS #433-School Street Parking Garage (Formerly Durgin Block)

VII. PROJECT FUND DETAIL

Fiscal Year	Fund Type	Amount	Action
2020	Parking G.O. Bonds	255,000	Replace Warren Street Entrance Concrete Plaza (6,500SF) (Expedited from 2025 to coincide with South Stair Tower Replacement): $155,000 Additional Structural Repairs: $100,000
		$255,000	2020 Subtotal
2025	Parking G.O. Bonds	245,000	Waterproofing and membrane repair / replacement ($200,000), touchup paint steel frame ($20,000), design services and contingency ($25,000).
	Parking G.O. Bonds	50,000	Mill and repave parking lot on south side of garage.
	Parking G.O. Bonds	40,000	Mill and repave service alley located on the west side of the garage.
		$335,000	2025 Subtotal
	TOTAL	$590,000	

2020-2029
CAPITAL IMPROVEMENT
PROJECT DETAIL

PROJECT: CITY MANAGER /OPERATION #443-City-Wide Community Center

I. PROJECT TYPE: Public Buildings

II. LOCATION: Canterbury Road (Former Dame School Site)

III. PROJECT OBJECTIVES AND BACKGROUND

NEED SERVED:									
	☐ New	N/A	Safety	H	Facility Cond.	L	Productivity		
	☑ Replace	N/A	Mandates	H	Service Def.	N/A	Tax Base Exp.	L	City Master Pl.
	☐ Rebuild	H	O + M Costs	N/A	Council Goals	N/A	Timeliness		Public Facilities

☐ Total-Cost-of-Ownership (TCO) or Life-cycle Cost (LCC) analysis

DESCRIPTION: The purpose of this project is to provide funding for routine repairs and refurbishment of the City-wide Community Center opened in June 2018. The $8 million 30,750 square foot facility features a high-school size gymnasium with locker rooms, large multipurpose room with stage and commercial warming kitchen, five multipurpose program rooms, two exercise rooms, a senior lounge, as well as part time branch library services. The facility also serves as the headquarters for the Parks and Recreation Department.

SERVICE IMPACT: Improved customer service, recreational opportunities, and quality of life for all residents. Increased operational and maintenance costs.

IMPACT IF NOT FUNDED: No change in quantity or quality of service for the public.

IV PREVIOUS FISCAL YEAR AUTHORIZED: PREVIOUS AMOUNT: 0

V. PROJECT USEFUL LIFE (In Years): 50 Expected Bond Term (in Years) 20

VI. PROJECT FUND SUMMARY

Fund	Type	2020	2021	2022	2023	2024	2025	2026	2027	2028	2029	Ten Years
General	G.O. Bonds	0	0	400,000	0	0	0	0	0	0	0	400,000
	Total	0	0	400,000	0	0	0	0	0	0	0	400,000

PROJECT: CITY MANAGER /OPERATION #443-City-Wide Community Center

VII. PROJECT FUND DETAIL

Fiscal Year	Fund Type	Amount	Action
2022	General G.O. Bonds	400,000	Reconfiguration, reconstruction, and expansion of existing parking lots. Project increases parking supply from 70 spaces to approximately 124 spaces. Includes design, lighting, and landscaping.
		$400,000	2022 Subtotal
	TOTAL	$400,000	

2020-2029
CAPITAL IMPROVEMENT
PROJECT DETAIL

PROJECT: GS-SOLID WASTE #447-Landfill Soil Vapor Extraction Systems

I. PROJECT TYPE: Solid Waste Management

II. LOCATION: Old Turnpike Road Landfill and Old Suncook Landfill

III. PROJECT OBJECTIVES AND BACKGROUND

NEED SERVED:									
	☐ New	H	Safety	M	Facility Cond.	L	Productivity		
	☐ Replace	L	Mandates	H	Service Def.	N/A	Tax Base Exp.	H	City Master Pl.
	☑ Rebuild	L	O + M Costs	N/A	Council Goals	H	Timeliness	Other	
	☐ Total-Cost-of-Ownership (TCO) or Life-cycle Cost (LCC) analysis								

DESCRIPTION: The purpose of this project is to provide funding for routine repairs and refurbishment of soil vapor extraction systems located at certain City landfills.

As part of the management of the Old Suncook Landfill, a Soil Vapor Extraction (SVE) system was installed in the mid 2000's to control landfill migration off the property. The closure of the Old Turnpike Landfill in 1995, included a landfill gas control system that originally included a flare to burn excess landfill gas. Since then, the quantity of landfill gas has subsided and the system currently now actively vents to the atmosphere. This project will deliver ongoing maintenance to those systems to provide proper and effective operation into the future.

SERVICE IMPACT: These funds will provide for rehabilitation and repair of soil vapor extraction systems thereby complying with applicable environmental regulations.

IMPACT IF NOT FUNDED: Lack of routine investment will result in increased operating and maintenance costs, and could result in equipment failure. Potential equipment failure could cause the City to be in violation of environmental regulations related to gas migration from these sites.

IV PREVIOUS FISCAL YEAR AUTHORIZED: PREVIOUS AMOUNT: 0

V. PROJECT USEFUL LIFE (In Years): 10 Expected Bond Term (in Years)

VI. PROJECT FUND SUMMARY

Fund	Type	2020	2021	2022	2023	2024	2025	2026	2027	2028	2029	Ten Years
Solid Waste	G.O. Bonds	0	0	0	0	0	125,000	45,000	0	0	0	170,000
Solid Waste	Capital Transfer	0	0	0	0	0	0	0	10,000	10,000	0	20,000
	Total	0	0	0	0	0	125,000	45,000	10,000	10,000	0	190,000

PROJECT: GS-SOLID WASTE #447-Landfill Soil Vapor Extraction Systems

VII. PROJECT FUND DETAIL

Fiscal Year	Fund Type	Amount	Action
2025	Solid Waste G.O. Bonds	125,000	Old Turnpike Landfill blower building and associated equipment replacement. Original equipment 1995.
		$125,000	2025 Subtotal
2026	Solid Waste G.O. Bonds	45,000	Old Suncook Landfill blower system replacement.
		$45,000	2026 Subtotal
2027	Solid Waste Capital Transfer	10,000	Rehabilitation of gas collection system and wells at Old Turnpike Landfill.
		$10,000	2027 Subtotal
2028	Solid Waste Capital Transfer	10,000	Rehabilitation of gas collection system and wells at Old Suncook Landfill.
		$10,000	2028 Subtotal
	TOTAL	$190,000	

2020-2029
CAPITAL IMPROVEMENT
PROJECT DETAIL

PROJECT: GS-WATER #451-Leak Detection

I. PROJECT TYPE: Water Distribution System

II. LOCATION: City Wide

III. PROJECT OBJECTIVES AND BACKGROUND

NEED SERVED:

☑	New	L	Safety		Facility Cond.		Productivity	
☐	Replace		Mandates		Service Def.		Tax Base Exp.		City Master Pl.
☐	Rebuild	M	O + M Costs		Council Goals		Timeliness	Water
☐	Total-Cost-of-Ownership (TCO) or Life-cycle Cost (LCC) analysis							

DESCRIPTION: The purpose of this project is to provide funding for leak detection equipment known as "data loggers" for the City's potable water system. Data loggers are placed on water main valves for a period of time to record the sound of the water flowing through the pipe. The data is then uploaded to into a computer. The accompanying software can make a distinction between water flowing within a compromised water main versus an intact pipe.

SERVICE IMPACT: This project will help the City maintain the water system so as it operates as efficiently as possible by reducing water loss and waste.

IMPACT IF NOT FUNDED: If not funded, water leaks in compromised pipes will remain undetected, resulting in a less efficient water system and waste associated with lost water. Also unrepaired leaks present opportunity for potential contamination of the potable water system.

IV PREVIOUS FISCAL YEAR AUTHORIZED: PREVIOUS AMOUNT: 0

V. PROJECT USEFUL LIFE (In Years): 5 Expected Bond Term (in Years)

VI. PROJECT FUND SUMMARY

Fund	Type	2020	2021	2022	2023	2024	2025	2026	2027	2028	2029	Ten Years
Water	G.O. Bonds	0	10,000	0	0	0	0	10,000	0	0	0	20,000
	Total	0	10,000	0	0	0	0	10,000	0	0	0	20,000

PROJECT: GS-WATER #451-Leak Detection

VII. PROJECT FUND DETAIL

Fiscal Year	Fund Type	Amount	Action
2021	Water G.O. Bonds	10,000	Replace leak detection equipment.
		$10,000	2021 Subtotal
2026	Water G.O. Bonds	10,000	Equipment replacement.
		$10,000	2026 Subtotal
	TOTAL	$20,000	

2020-2029
CAPITAL IMPROVEMENT
PROJECT DETAIL

PROJECT: GS-SEWER #466-Penacook Waste Water Treatment Plant Improvements

I. PROJECT TYPE: Sewer Treatment

II. LOCATION: 7 Penacook Street, Penacook

III. PROJECT OBJECTIVES AND BACKGROUND

NEED SERVED:									
	☑ New	M	Safety	H	Facility Cond.	L	Productivity		
	☑ Replace	L	Mandates	M	Service Def.	N/A	Tax Base Exp.	N/A	City Master Pl.
	☑ Rebuild	L	O + M Costs	N/A	Council Goals	M	Timeliness	Sewer	
	☑ Total-Cost-of-Ownership (TCO) or Life-cycle Cost (LCC) analysis								

DESCRIPTION: The purpose of this project is to provide funding for maintenance and repair of the Penacook Waste Water Treatment Plant.

The plant has been in operation since 1974. Major upgrades were completed in 2005. The projects described herein are a series of improvements, upgrades and refurbishments of existing infrastructure.

SERVICE IMPACT: Provides planned upgrade and renovation of existing infrastructure to provide short-term and long-term reliability, as well as to bring the facility into compliance with various codes and regulations, which have been enacted since the facility was first put into service.

IMPACT IF NOT FUNDED: Potential for increased operating and maintenance costs over time; increased potential for costly emergency repairs; potential for citations or fines for failure to meet life safety or building code deficiencies.

IV PREVIOUS FISCAL YEAR AUTHORIZED: PREVIOUS AMOUNT: 0

V. PROJECT USEFUL LIFE (In Years): 15 Expected Bond Term (in Years)

VI. PROJECT FUND SUMMARY

Fund	Type	2020	2021	2022	2023	2024	2025	2026	2027	2028	2029	Ten Years
Sewer	G.O. Bonds	360,000	140,000	100,000	500,000	160,000	775,000	350,000	2,100,000	165,000	0	4,650,000
	Total	360,000	140,000	100,000	500,000	160,000	775,000	350,000	2,100,000	165,000	0	4,650,000

PROJECT: GS-SEWER #466-Penacook Waste Water Treatment Plant Improvements

VII. PROJECT FUND DETAIL

Fiscal Year	Fund Type	Amount	Action
2020	Sewer G.O. Bonds	150,000	Replace holding tank drain valves.
	Sewer G.O. Bonds	120,000	Sequencing Batch Reactor (SBR) concrete repairs.
	Sewer G.O. Bonds	75,000	Exterior lighting upgrade.
	Sewer G.O. Bonds	15,000	Replace Sequencing Batch Reactor (SBR) check valves.
		$360,000	2020 Subtotal
2021	Sewer G.O. Bonds	85,000	Fire alarm upgrades.
	Sewer G.O. Bonds	55,000	Fence line clearing and fence repair.
		$140,000	2021 Subtotal
2022	Sewer G.O. Bonds	100,000	Supervisory Control And Data Acquisition (SCADA) system processor upgrades.
		$100,000	2022 Subtotal
2023	Sewer G.O. Bonds	500,000	Allowance for concrete/structural repairs.
		$500,000	2023 Subtotal
2024	Sewer G.O. Bonds	110,000	Plant water pump system replacement.
	Sewer G.O. Bonds	50,000	Renovation of interior finishes (paint, carpet, ceiling tiles, etc.)
		$160,000	2024 Subtotal
2025	Sewer G.O. Bonds	525,000	Influent screw pump replacement.
	Sewer G.O. Bonds	250,000	Roof replacement.
		$775,000	2025 Subtotal
2026	Sewer G.O. Bonds	150,000	Fence replacement.
	Sewer G.O. Bonds	100,000	Engineering design for refurbishment of the Sequencing Batch Reactor (SBR).

PROJECT: GS-SEWER #466-Penacook Waste Water Treatment Plant Improvements

	Sewer	G.O. Bonds	100,000	Facilities evaluation to prepare new 10-year CIP.
			$350,000	2026 Subtotal
2027	Sewer	G.O. Bonds	2,000,000	Sequencing Batch Reactor (SBR) refurbishment.
	Sewer	G.O. Bonds	100,000	Supervisory Control And Data Acquisition (SCADA) system upgrades.
			$2,100,000	2027 Subtotal
2028	Sewer	G.O. Bonds	150,000	Effluent disinfection system replacement.
	Sewer	G.O. Bonds	15,000	Replacement of electric access gate.
			$165,000	2028 Subtotal
	TOTAL		$4,650,000	

2020-2029
CAPITAL IMPROVEMENT
PROJECT DETAIL

PROJECT: CD-ENGINEERING SERVICES #468-Reconstruct Taxiway A & Itinerant Ramp

I. PROJECT TYPE: Airport

II. LOCATION: Concord Municipal Airport

III. PROJECT OBJECTIVES AND BACKGROUND

NEED SERVED:

☑	New	H	Safety	M	Facility Cond.	L	Productivity		
☐	Replace	H	Mandates	H	Service Def.	H	Tax Base Exp.	H	City Master Pl.
☑	Rebuild	L	O + M Costs	N/A	Council Goals	H	Timeliness	Airport	

☑ Total-Cost-of-Ownership (TCO) or Life-cycle Cost (LCC) analysis

DESCRIPTION: The purpose of this project is to reconstruct Taxiway A in order to support continued operation of Runway 17/35, as well as construct a Itinerant Ramp to accommodate larger aircraft as recommended in the 2006 Airport Master Plan.

In 2004, Runway 12/30 was reconstructed and reduced in width from 150 feet to 75 feet to comply with current FAA regulations. As a result, large corporate aircrafts (such as DC 9's and Boeing 727's) can no longer taxi on the narrower runway.

SERVICE IMPACT: Project will improve safety for aircraft during take off and landing cycles, as well as help reduce maintenance expenses. Improvements will also help the airport accommodate larger corporate aircraft (a key goal of the 2006 Airport Master Plan).

IMPACT IF NOT FUNDED: Existing safety concerns regarding aircraft back taxiing on the active runway will persist, thereby potentially jeopardizing future Federal grant funds for airport improvements. In addition, the airport will not be able to easily accommodate larger corporate aircraft, thus hindering economic development goals.

IV PREVIOUS FISCAL YEAR AUTHORIZED: PREVIOUS AMOUNT: 0

V. PROJECT USEFUL LIFE (In Years): 20 Expected Bond Term (in Years)

VI. PROJECT FUND SUMMARY

Fund	Type	2020	2021	2022	2023	2024	2025	2026	2027	2028	2029	Ten Years
Other	State	0	0	0	0	0	0	8,334	55,556	0	0	63,890
Airport	Capital Transfer	0	0	0	0	0	0	8,334	8,556	0	0	16,890
Other	Federal	0	0	0	0	0	0	150,000	1,000,000	0	0	1,150,000
	Total	0	0	0	0	0	0	166,668	1,064,112	0	0	1,230,780

PROJECT: CD-ENGINEERING SERVICES #468-Reconstruct Taxiway A & Itinerant Ramp

VII. PROJECT FUND DETAIL

Fiscal Year	Fund Type	Amount	Action
2026	Other Federal	150,000	Design the expansion of the Itinerant Ramp to the north to accommodate larger aircraft. Federal share.
	Airport Capital Transfer	8,334	City share.
	Other State	8,334	State share.
		$166,668	2026 Subtotal
2027	Other Federal	1,000,000	Construct the expansion of the Itinerant Ramp to the north to accommodate larger aircraft. Federal share.
	Other State	55,556	State share.
	Airport Capital Transfer	8,556	City share.
		$1,064,112	2027 Subtotal
	TOTAL	$1,230,780	

2020-2029
CAPITAL IMPROVEMENT
PROJECT DETAIL

PROJECT: CD-ENGINEERING SERVICES #471-Airport Fuel Farm

I. PROJECT TYPE: Airport

II. LOCATION: Concord Municipal Airport

III. PROJECT OBJECTIVES AND BACKGROUND

NEED SERVED:									
	☐ New	L	Safety	L	Facility Cond.	M	Productivity		
	☑ Replace	M	Mandates	M	Service Def.	N/A	Tax Base Exp.	H	City Master Pl.
	☐ Rebuild	L	O + M Costs	L	Council Goals	M	Timeliness	Airport	
	☐ Total-Cost-of-Ownership (TCO) or Life-cycle Cost (LCC) analysis								

DESCRIPTION: Replace existing fuel farm to comply with anticipated Federal Aviation Administration (FAA) regulations and user growth.

SERVICE IMPACT: Achieve FAA compliance requirements and improved customer service. Also, installation of new equipment will further safe guard the environment and reduce possibility of petroleum contamination resulting from older equipment.

IMPACT IF NOT FUNDED: Inefficient fuel farm to service customers; potential environmental and safety liabilities from deteriorated fuel farm equipment.

IV PREVIOUS FISCAL YEAR AUTHORIZED: PREVIOUS AMOUNT: 0

V. PROJECT USEFUL LIFE (In Years): 20 Expected Bond Term (in Years)

VI. PROJECT FUND SUMMARY

Fund	Type	2020	2021	2022	2023	2024	2025	2026	2027	2028	2029	Ten Years
Airport	Capital Transfer	0	0	0	0	0	0	0	0	27,778	0	27,778
Other	Federal	0	0	0	0	0	0	0	0	500,000	0	500,000
Other	State	0	0	0	0	0	0	0	0	27,778	0	27,778
	Total	0	0	0	0	0	0	0	0	555,556	0	555,556

PROJECT: CD-ENGINEERING SERVICES #471-Airport Fuel Farm

VII. PROJECT FUND DETAIL

Fiscal Year	Fund Type	Amount	Action
2028	Other Federal	500,000	Expand Fuel Farm to support increased activity at the airport.
	Airport Capital Transfer	27,778	City Portion.
	Other State	27,778	State Portion.
		$555,556	2028 Subtotal
	TOTAL	$555,556	

2020-2029
CAPITAL IMPROVEMENT
PROJECT DETAIL

PROJECT: LIBRARY #477-Library Equipment Replacement

I. PROJECT TYPE: Information Technology & Communications

II. LOCATION: Concord Public Library, 45 Green Street

III. PROJECT OBJECTIVES AND BACKGROUND

NEED SERVED:									
	☐ New	M	Safety	M	Facility Cond.	L	Productivity		
	☑ Replace	N/A	Mandates	L	Service Def.	N/A	Tax Base Exp.	L	City Master Pl.
	☐ Rebuild	N/A	O + M Costs	N/A	Council Goals	L	Timeliness		

☐ Total-Cost-of-Ownership (TCO) or Life-cycle Cost (LCC) analysis

DESCRIPTION: The Concord Public Library utilizes certain equipment in the delivery of its services to the community that requires periodic replacement. This includes the server for the library automation system, the library automation system itself, self-check units, the security gate, and microfilm reader/printers.

SERVICE IMPACT: Replacement equipment allows the Concord Public Library to maintain current services provided to the community.

IMPACT IF NOT FUNDED: Services to the community will be compromised by older equipment.

IV PREVIOUS FISCAL YEAR AUTHORIZED: PREVIOUS AMOUNT: 0

V. PROJECT USEFUL LIFE (In Years): 5 Expected Bond Term (in Years)

VI. PROJECT FUND SUMMARY

Fund	Type	2020	2021	2022	2023	2024	2025	2026	2027	2028	2029	Ten Years
General	Capital Transfer	0	0	30,000	35,000	0	24,000	0	0	0	0	89,000
	Total	0	0	30,000	35,000	0	24,000	0	0	0	0	89,000

PROJECT: LIBRARY #477-Library Equipment Replacement

VII. PROJECT FUND DETAIL

Fiscal Year	Fund Type		Amount	Action
2022	General	Capital Transfer	30,000	Replace Library automation server that was purchased in FY2017.
			$30,000	2022 Subtotal
2023	General	Capital Transfer	25,000	Replace main floor service desk.
	General	Capital Transfer	10,000	Purchase e-commerce kiosk & software to facilitate payment of fines and fees by credit card with our library automation system onsite or remotely.
			$35,000	2023 Subtotal
2025	General	Capital Transfer	24,000	Replace 4 exterior bins.
			$24,000	2025 Subtotal
	TOTAL		$89,000	

2020-2029
CAPITAL IMPROVEMENT
PROJECT DETAIL

PROJECT: GS-WATER #482-Water System Asset Management

I. PROJECT TYPE: Water Treatment

II. LOCATION: Various City locations

III. PROJECT OBJECTIVES AND BACKGROUND

NEED SERVED:										
	☑ New	M	Safety	N/A	Facility Cond.	L	Productivity			
	☐ Replace	M	Mandates	L	Service Def.	N/A	Tax Base Exp.	L	City Master Pl.	
	☐ Rebuild	L	O + M Costs	L	Council Goals	M	Timeliness		Long-Range Planning	
	☐ Total-Cost-of-Ownership (TCO) or Life-cycle Cost (LCC) analysis									

DESCRIPTION: The City's Water Master Plan recommended that the City establish a comprehensive asset management program.

An Asset Management Program, within the context of the water system, entails the combination of management, financial, economic, engineering, and other practices as applied to the water system's physical assets with the objective of providing the required level of service in the most cost-effective manner. Asset Management includes the management of the entire lifecycle of the infrastructure assets, including design, construction, commissioning, operating, maintaining, repairing, modifying, replacing and decommissioning/disposal of infrastructure at the end of its useful life.

This effort shall include an analysis by outside experts to help a city steering committee define the program scope and resource requirements. This effort shall alsc include a "gap analysis", which is a business assessment tool that enables organizations to compare actual performance with its potential performance, as compared to similar top performing organizations.

SERVICE IMPACT: Compliance with GASB 34. Benefits include helping management to document a baseline reference point to measure improvement and guide short term and long term recommendations including multi year budget estimates.

IMPACT IF NOT FUNDED: Lack of data for informed long-term planning could result in wasteful spending.

IV PREVIOUS FISCAL YEAR AUTHORIZED:

PREVIOUS AMOUNT: 0

V. PROJECT USEFUL LIFE (In Years): 10

Expected Bond Term (in Years)

PROJECT: GS-WATER #482-Water System Asset Management

VI. PROJECT FUND SUMMARY

Fund	Type	2020	2021	2022	2023	2024	2025	2026	2027	2028	2029	Ten Years
Water	G.O. Bonds	0	0	0	0	0	90,000	0	0	0	0	90,000
	Total	0	0	0	0	0	90,000	0	0	0	0	90,000

VII. PROJECT FUND DETAIL

Fiscal Year	Fund Type	Amount	Action
2025	Water G.O. Bonds	90,000	Development of built infrastructure asset data.
		$90,000	2025 Subtotal
	TOTAL	$90,000	

2020-2029
CAPITAL IMPROVEMENT
PROJECT DETAIL

PROJECT: POLICE - OPERATIONS #484-Police Station Improvements

I. PROJECT TYPE: Public Safety

II. LOCATION: Police Station, Green Street

III. PROJECT OBJECTIVES AND BACKGROUND

NEED SERVED:									
	☐ New	L	Safety	M	Facility Cond.	L	Productivity		
	☐ Replace	L	Mandates	M	Service Def.	N/A	Tax Base Exp.	L	City Master Pl.
	☑ Rebuild	H	O + M Costs	L	Council Goals	L	Timeliness		Public Facilities

☐ Total-Cost-of-Ownership (TCO) or Life-cycle Cost (LCC) analysis

DESCRIPTION: The purpose of this project is to provide ongoing, routine maintenance for the Police Station. Typical projects include window replacement, roof rehabilitation, paint and carpet refurbishment, lighting improvements, HVAC upgrades, and other similar projects.

SERVICE IMPACT: Improve usability, maintainability, and energy efficiency of the Police Department.

IMPACT IF NOT FUNDED: Further deterioration of building systems may result in energy inefficiency, increased maintenance and operating costs, as well as decreased morale for employees working in the building.

IV PREVIOUS FISCAL YEAR AUTHORIZED: PREVIOUS AMOUNT: 0

V. PROJECT USEFUL LIFE (In Years): 20 Expected Bond Term (in Years)

VI. PROJECT FUND SUMMARY

Fund	Type	2020	2021	2022	2023	2024	2025	2026	2027	2028	2029	Ten Years
General	G.O. Bonds	0	0	100,000	0	0	0	0	0	0	0	100,000
	Total	0	0	100,000	0	0	0	0	0	0	0	100,000

PROJECT: POLICE - OPERATIONS #484-Police Station Improvements

VII. PROJECT FUND DETAIL

Fiscal Year	Fund Type	Amount	Action
2022	General G.O. Bonds	100,000	Renovations to second floor hallway areas and stairwells to include new flooring. Repairs and improvements to first floor hallways.
		$100,000	2022 Subtotal
	TOTAL	$100,000	

2020-2029
CAPITAL IMPROVEMENT
PROJECT DETAIL

PROJECT: CD-ENGINEERING SERVICES #492-Runway Protection Zone (RPZ) Obstruction Removal

I. PROJECT TYPE: Airport

II. LOCATION: Concord Municipal Airport

III. PROJECT OBJECTIVES AND BACKGROUND

NEED SERVED:									
	☑ New	H	Safety	L	Facility Cond.	L	Productivity		
	☐ Replace	H	Mandates	L	Service Def.	N/A	Tax Base Exp.	H	City Master Pl.
	☐ Rebuild	L	O + M Costs	L	Council Goals	N/A	Timeliness	Airport	
	☐ Total-Cost-of-Ownership (TCO) or Life-cycle Cost (LCC) analysis								

DESCRIPTION: The purpose of this project is to make regular investments in the management of obstructions within the Airport's runway protection zones. Investments include property acquisition (both fee simple and easements), as well as management of tall vegetation and other potential obstructions.

Grant contracts with the FAA and State of New Hampshire for major construction projects completed at the Airport over the last several years require the City to undertake certain periodic runway protection zone improvements in order to insure ongoing safety for aircraft using the facility. The 2006 Airport Master Plan identified obstructions and aviation hazards in approaches to runways. In 2007, an Obstruction Removal Management Plan was completed that identifies all obstructions and easements required to remove the obstructions within runway safety zones. Future removals and acquisitions will be programmed in the CIP out years.

SERVICE IMPACT: Provides for FAA mandated control of safety areas.

IMPACT IF NOT FUNDED: Potential threats to aircraft during take offs and landings, as well as loss of Federal funding and potential decrease in activity at the airport.

IV PREVIOUS FISCAL YEAR AUTHORIZED:

PREVIOUS AMOUNT:

V. PROJECT USEFUL LIFE (In Years): 20

Expected Bond Term (in Years)

PROJECT: CD-ENGINEERING SERVICES #492-Runway Protection Zone (RPZ) Obstruction Removal

VI. PROJECT FUND SUMMARY

Fund Type	2020	2021	2022	2023	2024	2025	2026	2027	2028	2029	Ten Years
Other State	0	0	11,400	11,400	0	0	0	0	0	0	22,800
Airport Capital Transfer	0	0	11,400	11,400	0	0	0	0	0	0	22,800
Other Federal	0	0	205,200	205,200	0	0	0	0	0	0	410,400
Total	0	0	228,000	228,000	0	0	0	0	0	0	456,000

VII. PROJECT FUND DETAIL

Fiscal Year	Fund Type	Amount	Action
2022	Other Federal	205,200	Design Aviation Easement and obstruction removal (RPZ ad Greeley Street). Federal share.
	Other State	11,400	Design Aviation Easement and obstruction removal (RPZ ad Greeley Street). State share.
	Airport Capital Transfer	11,400	Design Aviation Easement and obstruction removal (RPZ ad Greeley Street). City share
		$228,000	2022 Subtotal
2023	Other Federal	205,200	Airport obstruction removal (RPZ ad Greeley Street). Federal share
	Airport Capital Transfer	11,400	Airport obstruction removal (RPZ ad Greeley Street). City share
	Other State	11,400	Airport obstruction removal (RPZ ad Greeley Street). State share
		$228,000	2023 Subtotal
	TOTAL	$456,000	

2020-2029
CAPITAL IMPROVEMENT
PROJECT DETAIL

PROJECT: CD-ENGINEERING SERVICES #498-Birchdale Road Bridge Replacement

I. PROJECT TYPE: Bridges

II. LOCATION: Birchdale Road over Bela Brook

III. PROJECT OBJECTIVES AND BACKGROUND

NEED SERVED:										
	☐ New	M	Safety	M	Facility Cond.	N/A	Productivity			
	☑ Replace	H	Mandates	M	Service Def.	N/A	Tax Base Exp.	M	City Master Pl.	
	☐ Rebuild	N/A	O + M Costs	M	Council Goals	M	Timeliness	Other		

☐ Total-Cost-of-Ownership (TCO) or Life-cycle Cost (LCC) analysis

DESCRIPTION: Replace the existing substandard and "Red-Listed" bridge in disrepair over Bela Brook. Provide a structure that is acceptable to current State and Federal standards. The present bridge deck and superstructure is rated in poor condition due to structurally deficient components.

This project is eligible and will be funded through the State Municipal Bridge Aid program (80% State, 20% City).

SERVICE IMPACT: Project ensures the bridge will remain open to traffic, thus promoting a safe and efficient local highway system.

IMPACT IF NOT FUNDED: The bridge may become subject to load limits, or, in the extreme, closure to all traffic due to structural deficiencies. Increased future replacement costs if the project is delayed.

IV PREVIOUS FISCAL YEAR AUTHORIZED: 2010 PREVIOUS AMOUNT:

V. PROJECT USEFUL LIFE (In Years): 20 Expected Bond Term (in Years)

VI. PROJECT FUND SUMMARY

Fund	Type	2020	2021	2022	2023	2024	2025	2026	2027	2028	2029	Ten Years
General	G.O. Bonds	20,000	0	0	0	0	0	0	0	0	0	20,000
Other	State	180,000*	0	0	0	0	0	0	0	0	0	180,000
	Total	200,000	0	0	0	0	0	0	0	0	0	200,000

PROJECT: CD-ENGINEERING SERVICES #498-Birchdale Road Bridge Replacement

VII. PROJECT FUND DETAIL

Fiscal Year	Fund Type	Amount	Action
2020	Other State	180,000	Bridge construction, including construction oversight and administration.
	General G.O. Bonds	20,000	Bridge construction, including construction oversight and administration.
		$200,000	2020 Subtotal
	TOTAL	$200,000	

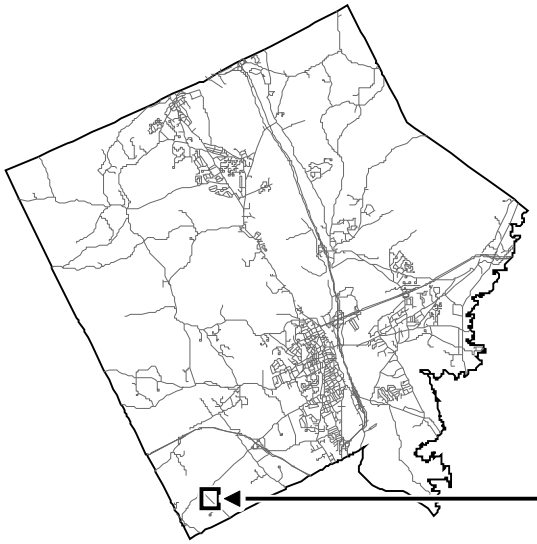

Disclaimer of Mapping Accuracy
Engineering Services Division
City of Concord, New Hampshire

GEOGRAPHIC INFORMATION SYSTEM

This map conforms to the United States National Map Accuracy Standards. It was prepared for use by the City of Concord and uses a database digitized at a scale of 1:1200. Enlargements may produce measurable discrepancies. The City makes no representations or guarantees of its accuracy or its suitability for use other than by the City. Users other than the City, do so at their own risk.

Not to Scale

FY 2020
CIP PROJECT #498

BIRCHDALE ROAD
BRIDGE REPLACEMENT

2020-2029
CAPITAL IMPROVEMENT
PROJECT DETAIL

PROJECT: CD-ENGINEERING SERVICES #502-Whitney Road Extension

I. PROJECT TYPE: Streets New Construction

II. LOCATION: Roadway extension southerly of existing Whitney Road terminus to Sewalls Falls Road.

III. PROJECT OBJECTIVES AND BACKGROUND

NEED SERVED:										
	☑ New	N/A	Safety	N/A	Facility Cond.	N/A	Productivity			
	☐ Replace	N/A	Mandates	L	Service Def.	M	Tax Base Exp.	H	City Master Pl.	
	☐ Rebuild	M	O + M Costs	M	Council Goals	L	Timeliness		Corridor Improvements	

☐ Total-Cost-of-Ownership (TCO) or Life-cycle Cost (LCC) analysis

DESCRIPTION: The purpose of this project is to extent Whitney Road southerly from its current terminus near the Penacook Waste to Energy Plant to Sewalls Falls Road for the purpose of promoting economic development, as well as improving the efficiency of the local highway system.

The new roadway would also feature natural gas, water, and sanitary sewer. Pending the completion of a land use analysis initiated in FY2019, potential route of new roadway may follow the existing water main easement between Whitney Road and Sewalls Falls Road. The purpose of the project is to improve the local roadway network and to open up property for potential economic development opportunities.

SERVICE IMPACT: Moderate increases in highway and sewer operation and maintenance costs.

IMPACT IF NOT FUNDED: Reduces economic development opportunities in northerly development corridor.

IV PREVIOUS FISCAL YEAR AUTHORIZED: 2009 PREVIOUS AMOUNT:

V. PROJECT USEFUL LIFE (In Years): 20 Expected Bond Term (in Years)

PROJECT: CD-ENGINEERING SERVICES #502-Whitney Road Extension

VI. PROJECT FUND SUMMARY

Fund	Type	2020	2021	2022	2023	2024	2025	2026	2027	2028	2029	Ten Years
Sewer	G.O. Bonds	0	0	0	0	0	525,000	0	0	0	0	525,000
General	Impact Fees Traf Dist 2	45,700	0	0	0	0	0	0	0	0	0	45,700
General	Impact Fees Traf Dist 1	7,000	0	0	0	0	0	0	0	0	0	7,000
General	G.O. Bonds	0	0	0	0	0	3,000,000	0	0	0	0	3,000,000
	Total	52,700	0	0	0	0	3,525,000	0	0	0	0	3,577,700

VII. PROJECT FUND DETAIL

Fiscal Year	Fund Type	Amount	Action
2020	General Impact Fees Traf Dist 2	45,700	Impact Fee District 2 share.
	General Impact Fees Traf Dist 1	7,000	Survey of Whitney Road corridor from Sewall's Falls Road to Hoit Road. Length of right-of-way anticipated to be 1.25 to 1.5 miles.
		$52,700	2020 Subtotal
2025	General G.O. Bonds	2,800,000	Construction of Whitney Road Extension. Excludes water mains as project may follow existing water main easement.
	Sewer G.O. Bonds	525,000	Construction of sewer improvements within Whitney Road Extension.
	General G.O. Bonds	200,000	Design of roadway and sewer improvements for Whitney Road Extension.
		$3,525,000	2025 Subtotal
	TOTAL	$3,577,700	

2020-2029
CAPITAL IMPROVEMENT
PROJECT DETAIL

PROJECT: CD-ENGINEERING SERVICES #505-South Main Street Corridor Improvements

I. PROJECT TYPE: Street Corridor Improvements

II. LOCATION: South Main Street from South State Street to Langdon Avenue

III. PROJECT OBJECTIVES AND BACKGROUND

NEED SERVED:									
	☐ New	L	Safety	M	Facility Cond.	M	Productivity		
	☐ Replace	N/A	Mandates	M	Service Def.	N/A	Tax Base Exp.	M	City Master Pl.
	☑ Rebuild	M	O + M Costs	M	Council Goals	L	Timeliness		Corridor Improvements

☐ Total-Cost-of-Ownership (TCO) or Life-cycle Cost (LCC) analysis

DESCRIPTION: The purpose of this project is to implement a variety of transportation improvements as identified by a traffic study which was completed as part of the redevelopment of the former Blue Cross / Blue Shield property (#2 Pillsbury Street) in 2006.

The study identified a variety of issues and provided recommendations for long-term improvement of South Main Street (from Water Street to the Bow Town Line) including street corridor improvements, additional lane designations, as well as installation of traffic signals and streetscape improvements.

This multi-year, phase improvement program is intended to address roadway capacity and level of service requirements associated with the redevelopment of 2 Pillsbury Street, as well as future redevelopment of the former South End Rail Yard near Langdon Avenue.

SERVICE IMPACT: Moderate increase in highway operation and maintenance costs.

IMPACT IF NOT FUNDED: Limited future economic development/redevelopment potential. No change of traffic levels of service in the South End Neighborhood.

IV PREVIOUS FISCAL YEAR AUTHORIZED: PREVIOUS AMOUNT:

V. PROJECT USEFUL LIFE (In Years): 20 Expected Bond Term (in Years)

VI. PROJECT FUND SUMMARY

Fund	Type	2020	2021	2022	2023	2024	2025	2026	2027	2028	2029	Ten Years
General	G.O. Bonds	0	0	0	0	0	0	0	0	0	160,000	160,000
	Total	0	0	0	0	0	0	0	0	0	160,000	160,000

PROJECT: CD-ENGINEERING SERVICES #505-South Main Street Corridor Improvements

VII. PROJECT FUND DETAIL

Fiscal Year	Fund Type	Amount	Action
2029	General G.O. Bonds	160,000	Design of South Main Street corridor improvements including traffic signals at Pillsbury Street and un-signalized intersections at Gas Street, Allison Street, South State Street and Langdon Avenue.
		$160,000	2029 Subtotal
	TOTAL	$160,000	

2020-2029
CAPITAL IMPROVEMENT
PROJECT DETAIL

PROJECT: CD-COMMUNITY PLANNING #506-Historical Surveys

I. PROJECT TYPE: Community Planning/Implementation

II. LOCATION: City-wide

III. PROJECT OBJECTIVES AND BACKGROUND

NEED SERVED:										
	☑ New	N/A	Safety	N/A	Facility Cond.	N/A	Productivity			
	☐ Replace	N/A	Mandates	N/A	Service Def.	N/A	Tax Base Exp.	M	City Master Pl.	
	☐ Rebuild	N/A	O + M Costs	N/A	Council Goals	L	Timeliness	Long-Range Planning		
	☐ Total-Cost-of-Ownership (TCO) or Life-cycle Cost (LCC) analysis									

DESCRIPTION: Historic surveys and historic preservation projects.

SERVICE IMPACT: These studies will inform the City's development review process much as similar past studies have been used for those sections of the City where such studies have been completed. Similarly, this information will be used to evaluate proposed actions of the federal, state, and county governments in Concord. Adaptive reuse of historic structures may become a more viable option in light of the results of such studies. The City's knowledge of its historic and pre-historic past will be enhanced by the archeological study.

IMPACT IF NOT FUNDED: With the passage of time and the continuation of development in the City, valuable historic resources may be demolished or deteriorate beyond the point of repair, and archeological resources may be destroyed and lost.

IV PREVIOUS FISCAL YEAR AUTHORIZED:

PREVIOUS AMOUNT:

V. PROJECT USEFUL LIFE (In Years): 50

Expected Bond Term (in Years)

VI. PROJECT FUND SUMMARY

Fund	Type	2020	2021	2022	2023	2024	2025	2026	2027	2028	2029	Ten Years
Other	Federal	35,000*	0	0	0	0	0	0	0	0	0	35,000
	Total	35,000	0	0	0	0	0	0	0	0	0	35,000

PROJECT: CD-COMMUNITY PLANNING #506-Historical Surveys

VII. PROJECT FUND DETAIL

Fiscal Year	Fund Type	Amount	Action
2020	Other Federal	35,000	As a Certified Local Government (CLG), the City of Concord is eligible for up to $35,000 in grant funds for a wide range of survey and historic preservation projects. Some projects are fully funded by DHR, others require varying percentages of matching funds from the City. Potential projects may be identified each year in the fall. The funds ion this budget item may be used to support matching funds if needed. Over the next two years, the Heritage Commission will be pursuing two projects, including an update to the Historic Resources chapter of the Master Plan, and identification of neighborhoods with historic character. Both projects would be eligible for full funding by DHR and are consistent with the recommendations of the Master Plan 2030.
		$35,000	2020 Subtotal
	TOTAL	$35,000	

2020-2029
CAPITAL IMPROVEMENT
PROJECT DETAIL

PROJECT: REC-GROUNDS #515-Golf Course Winter Recreation Improvements

I. PROJECT TYPE: Parks and Open Space

II. LOCATION: Beaver Meadow Golf Course

III. PROJECT OBJECTIVES AND BACKGROUND

NEED SERVED:									
☑ New	N/A	Safety	M	Facility Cond.	M	Productivity		
☐ Replace	N/A	Mandates	M	Service Def.	L	Tax Base Exp.	L	City Master Pl.
☐ Rebuild	L	O + M Costs	N/A	Council Goals	L	Timeliness		

☐ Total-Cost-of-Ownership (TCO) or Life-cycle Cost (LCC) analysis

DESCRIPTION: The purpose of this capital improvement project is to provide for winter recreational activities at the Beaver Meadow Golf Course site in order to expand year round use of this community asset. Specifically, the project shall provide funding for acquisition of equipment and infrastructure improvements to support cross country skiing, skating and sledding and other winter recreational programs.

SERVICE IMPACT: Expanded seasonal use will enhance the communities recreational opportunities and potentially become a source of new revenues for the Golf Fund. Increased operating and maintenance costs to maintain infrastructure and for long-term equipment replacement.

IMPACT IF NOT FUNDED: Winter recreational opportunities for residents will remain unchanged.

IV PREVIOUS FISCAL YEAR AUTHORIZED:

PREVIOUS AMOUNT:

V. PROJECT USEFUL LIFE (In Years): 5

Expected Bond Term (in Years)

VI. PROJECT FUND SUMMARY

Fund	Type	2020	2021	2022	2023	2024	2025	2026	2027	2028	2029	Ten Years
General	G.O. Bonds	30,000	0	0	0	0	0	0	0	0	0	30,000
General	Impact Fees Rec Dist 1	0	0	0	0	0	0	0	25,000	0	0	25,000
General	Equip Replace Reserve	50,000*	0	0	0	0	0	0	0	0	0	50,000
	Total	80,000	0	0	0	0	0	0	25,000	0	0	105,000

PROJECT: REC-GROUNDS #515-Golf Course Winter Recreation Improvements

VII. PROJECT FUND DETAIL

Fiscal Year	Fund Type		Amount	Action
2020	General	Equip Replace Reserve	50,000	Replace trail groomer and snowmobile for cross country skiing at Beaver Meadow.
	General	G.O. Bonds	30,000	Purchase 4WD tractor with cab, snow blower, and plow to support ice skating on the pond near the 9th green.
			$80,000	2020 Subtotal
2027	General	Impact Fees Rec Dist 1	25,000	Purchase recreational equipment; cross country skies and boots and skates for rental.
			$25,000	2027 Subtotal
	TOTAL		$105,000	

2020-2029
CAPITAL IMPROVEMENT
PROJECT DETAIL

PROJECT: CD-ENGINEERING SERVICES #518-Bridge and Dam Maintenance / Repairs

I. PROJECT TYPE: Bridges

II. LOCATION: City wide

III. PROJECT OBJECTIVES AND BACKGROUND

NEED SERVED:									
	☐ New	H	Safety	M	Facility Cond.	M	Productivity		
	☑ Replace	H	Mandates	H	Service Def.	N/A	Tax Base Exp.	L	City Master Pl.
	☐ Rebuild	N/A	O + M Costs	N/A	Council Goals	M	Timeliness		

☐ Total-Cost-of-Ownership (TCO) or Life-cycle Cost (LCC) analysis

DESCRIPTION: This project is intended to provide funding for major maintenance or repair work on the City's bridges and dams as mandated by NH Department of Transportation, NH Department of Environmental Services, Federal Highway Administration, but not full reconstruction.

As of April 2015, the City owned and maintained 20 bridges and 14 dams.

SERVICE IMPACT: Maintain structural integrity and repair of the City's bridge and dam inventory with no change in regular maintenance costs.

IMPACT IF NOT FUNDED: Continued deterioration of major bridge and dam components resulting in increased maintenance costs and potential for restricted use (load limits and safety violations).

IV PREVIOUS FISCAL YEAR AUTHORIZED: 2010 PREVIOUS AMOUNT:

V. PROJECT USEFUL LIFE (In Years): 10 Expected Bond Term (in Years) 5

VI. PROJECT FUND SUMMARY

Fund	Type	2020	2021	2022	2023	2024	2025	2026	2027	2028	2029	Ten Years
General	G.O. Bonds	0	250,000	0	0	0	0	0	0	0	0	250,000
General	Highway Reserve	75,000	75,000	75,000	75,000	100,000	0	0	0	0	0	400,000
	Total	75,000	325,000	75,000	75,000	100,000	0	0	0	0	0	650,000

PROJECT: CD-ENGINEERING SERVICES #518-Bridge and Dam Maintenance / Repairs

VII. PROJECT FUND DETAIL

Fiscal Year	Fund Type	Amount	Action
2020	General Highway Reserve	75,000	Pressure wash and seal three municipal bridges. Washington Street over Mill Outlet (045/085) Washington Street over Canal Outlet (048/082) Island Road over Canal Inlet (053/071)
		$75,000	2020 Subtotal
2021	General G.O. Bonds	250,000	Rehabilitation of a section of the Turtle Town Pond Dam that is structurally deficient.
	General Highway Reserve	75,000	Pressure wash and seal three municipal bridges. Loudon Road over Merrimack River (163/111) Loudon Road over Storrs Street (160/103) Manchester Street over Merrimack River (185/104)
		$325,000	2021 Subtotal
2022	General Highway Reserve	75,000	Pressure wash and seal three municipal bridges. Horse Hill Road over Contoocook River (069/052) Commercial Street over Wattanummon Brook (140/113) Water Street over B&M Railroad Corridor (180/100)
		$75,000	2022 Subtotal
2023	General Highway Reserve	75,000	Placeholder.
		$75,000	2023 Subtotal
2024	General Highway Reserve	100,000	Pressure wash and seal four municipal bridges. Hoit Road over Hayward Brook (053/139) Currier Road over Ash Brook (130/019) Delta Drive over Pedestrian Walk (142/113) Langley Parkway over Pedestrian Walk (173/071)
		$100,000	2024 Subtotal

PROJECT:	CD-ENGINEERING SERVICES	#518-Bridge and Dam Maintenance / Repairs
TOTAL		$650,000

2020-2029
CAPITAL IMPROVEMENT
PROJECT DETAIL

PROJECT: CD-ENGINEERING SERVICES #519-Manchester Street/Old Turnpike Road Intersection Improvements

I. PROJECT TYPE: Intersections

II. LOCATION: Manchester Street and Old Turnpike Road

III. PROJECT OBJECTIVES AND BACKGROUND

NEED SERVED:

☐	New	H	Safety	M	Facility Cond.	H	Productivity		
☐	Replace	M	Mandates	H	Service Def.	L	Tax Base Exp.	L	City Master Pl.
☑	Rebuild	L	O + M Costs	H	Council Goals	H	Timeliness		

☐ Total-Cost-of-Ownership (TCO) or Life-cycle Cost (LCC) analysis

DESCRIPTION: Following the completion of Regional Drive in 2005, traffic within the Manchester Street/Old Turnpike Road/Regional Drive corridor has continued to grow. As a result, recent changes to signal timing at the Manchester Street and Old Turnpike Road has improved levels of service. However, with traffic growth expected in the near term, intersection geometry improvements will be required.

This project includes traffic signal design and expansion of the Old Turnpike Road approach to two (2) right turn lanes unto Manchester Street. This project will be coordinated with the ongoing design efforts at Terrill Park.

SERVICE IMPACT: Improved vehicle safety and increased capacity in this designated arterial corridor.

IMPACT IF NOT FUNDED: Continued congestion and reduced levels of service at the intersection.

IV PREVIOUS FISCAL YEAR AUTHORIZED: 2010 PREVIOUS AMOUNT:

V. PROJECT USEFUL LIFE (In Years): 20 Expected Bond Term (in Years)

VI. PROJECT FUND SUMMARY

Fund	Type	2020	2021	2022	2023	2024	2025	2026	2027	2028	2029	Ten Years
General	Impact Fees Traf Dist 4	0	0	0	0	0	85,000	0	0	0	0	85,000
General	G.O. Bonds	0	0	0	0	0	415,000	0	0	0	0	415,000
	Total	0	0	0	0	0	500,000	0	0	0	0	500,000

PROJECT: CD-ENGINEERING SERVICES #519-Manchester Street/Old Turnpike Road Intersection Improvements

VII. PROJECT FUND DETAIL

Fiscal Year	Fund Type		Amount	Action
2025	General	G.O. Bonds	415,000	Bond Share
	General	Impact Fees Traf Dist 4	85,000	Construction of improvements to Old Turnpike Road approach to Manchester Street including modifications to the existing traffic signal.
			$500,000	2025 Subtotal
	TOTAL		$500,000	

2020-2029
CAPITAL IMPROVEMENT
PROJECT DETAIL

PROJECT: CD-ENGINEERING SERVICES #520-Intersection Safety Improvements

I. PROJECT TYPE: Intersections

II. LOCATION: Various Locations Throughout the City

III. PROJECT OBJECTIVES AND BACKGROUND

NEED SERVED:										
	☐ New	H	Safety	H	Facility Cond.	H	Productivity			
	☐ Replace	M	Mandates	H	Service Def.	L	Tax Base Exp.	L	City Master Pl.	
	☑ Rebuild	L	O + M Costs	M	Council Goals	H	Timeliness			
	☐ Total-Cost-of-Ownership (TCO) or Life-cycle Cost (LCC) analysis									

DESCRIPTION: The purpose of this project is to modify certain street intersections to improve geometry and improve safety.

With continued focus on intersection safety, the Traffic Operations Committee outlined specific intersections with skewed geometry, multiple side-street approaches, sight distance limitations, and potential for high-speed turns. Each project is intended to be scheduled concurrently with the annual paving program (CIP #78) to reduce costs and improve safety and traffic operations.

Project improvements typically include realigning the side-street intersection approaches to a traditional "T" type intersection configuration. Final intersection option will be reviewed with City Council.

Program intersections include Graham Road/Snow Pond Road, Carter Hill Road/Lakeview Drive, Abbott Road/Sewalls Falls Road, Mountain Road/Sanborn Road, and Borough Road/River Road.

SERVICE IMPACT: Improved vehicle safety and sight distance at the intersection.

IMPACT IF NOT FUNDED: Continued safety concern and limited sight distance.

IV PREVIOUS FISCAL YEAR AUTHORIZED: 2010 PREVIOUS AMOUNT:

V. PROJECT USEFUL LIFE (In Years): 20 Expected Bond Term (in Years)

PROJECT: CD-ENGINEERING SERVICES #520-Intersection Safety Improvements

VI. PROJECT FUND SUMMARY

Fund	Type	2020	2021	2022	2023	2024	2025	2026	2027	2028	2029	Ten Years
General	G.O. Bonds	0	0	0	0	50,000	100,000	150,000	0	0	0	300,000
	Total	0	0	0	0	50,000	100,000	150,000	0	0	0	300,000

VII. PROJECT FUND DETAIL

Fiscal Year	Fund Type	Amount	Action
2024	General G.O. Bonds	50,000	Reconstruction of the Abbott Road / Sewalls Falls Road Intersection.
		$50,000	2024 Subtotal
2025	General G.O. Bonds	100,000	Reconstruction of the Mountain Road / Sanborn Road Intersection.
		$100,000	2025 Subtotal
2026	General G.O. Bonds	50,000	Reconstruction of the Borough Road / Lilac Street Intersection.
	General G.O. Bonds	50,000	Reconstruction of the Carter Hill / Lakeview Drive Intersection.
	General G.O. Bonds	50,000	Reconstruction of the Graham Road / Snow Pond Intersection.
		$150,000	2026 Subtotal
	TOTAL	$300,000	

2020-2029
CAPITAL IMPROVEMENT
PROJECT DETAIL

PROJECT: POLICE - OPERATIONS #521-Police Firearms Range Improvements

I. PROJECT TYPE: Public Safety

II. LOCATION: Concord Police Firearms Range

III. PROJECT OBJECTIVES AND BACKGROUND

NEED SERVED:										
	☐ New	H	Safety	L	Facility Cond.	N/A	Productivity			
	☐ Replace	L	Mandates	M	Service Def.	N/A	Tax Base Exp.	N/A	City Master Pl.	
	☑ Rebuild	H	O + M Costs	N/A	Council Goals	L	Timeliness	Other		

☐ Total-Cost-of-Ownership (TCO) or Life-cycle Cost (LCC) analysis

DESCRIPTION: The purpose of this project is to provide for periodic repair and refurbishment of the Concord Police Department Firearms Range. Proposed improvements include removal of the training shoot house, range, driveways, berms, and associated facilities.

Phase I was completed in FY2014. Improvements included removal reconstruction of protective berms and removal of heavy metals. A new retaining wall was also constructed.

Phase II of the project involves removing the existing awning and replacing it with a new one. Also, paving the pistol range itself. Current pavement is more than 25 years old. It is worn, cracked and a tripping hazard in places.

SERVICE IMPACT: Failure to maintain the range could result in closure of the facility. This would have a negative impact on the ability of police officers to train and maintain fire arms certifications.

IMPACT IF NOT FUNDED: Firearms training and qualification is mandatory for police officers. If the range continues to deteriorate, it will be rendered unusable for training and qualifications. Police officers will have to travel out of town for training and qualifications. Police officers are required to qualify twice each year.

IV PREVIOUS FISCAL YEAR AUTHORIZED:

PREVIOUS AMOUNT:

V. PROJECT USEFUL LIFE (In Years): 10

Expected Bond Term (in Years)

PROJECT: POLICE - OPERATIONS #521-Police Firearms Range Improvements

VI. PROJECT FUND SUMMARY

Fund	Type	2020	2021	2022	2023	2024	2025	2026	2027	2028	2029	Ten Years
General	Capital Transfer	0	0	0	20,000	0	0	0	0	0	0	20,000
General	G.O. Bonds	60,000	0	0	0	0	0	0	0	0	0	60,000
	Total	60,000	0	0	20,000	0	0	0	0	0	0	80,000

VII. PROJECT FUND DETAIL

Fiscal Year	Fund Type	Amount	Action
2020	General G.O. Bonds	60,000	Demolition of the live fire structure and disposal of hazardous materials.
		$60,000	2020 Subtotal
2023	General Capital Transfer	20,000	Remove lead from berms, restore berms, replace range wall timbers as necessary.
		$20,000	2023 Subtotal
	TOTAL	$80,000	

2020-2029
CAPITAL IMPROVEMENT
PROJECT DETAIL

PROJECT: FIRE #527-Fire Department EMS Equipment Replacement

I. PROJECT TYPE: Public Safety

II. LOCATION: All City Ambulances, Police Vehicles & City Buildings.

III. PROJECT OBJECTIVES AND BACKGROUND

NEED SERVED:										
	☐ New	L	Safety	N/A	Facility Cond.	L	Productivity			
	☑ Replace	L	Mandates	H	Service Def.	N/A	Tax Base Exp.	N/A	City Master Pl.	
	☐ Rebuild	N/A	O + M Costs	M	Council Goals	M	Timeliness			
	☐ Total-Cost-of-Ownership (TCO) or Life-cycle Cost (LCC) analysis									

DESCRIPTION: The systematic replacement of the cardiac monitors and automated external defibrillators (AEDs) used by the Fire Department, Police Department, and are also publicly accessible in City buildings.

SERVICE IMPACT: Routine replacement of equipment maintains the City's EMS capabilities.

IMPACT IF NOT FUNDED: Continued use of existing cardiac monitors and AED's would result in higher maintenance costs, as well as potentially put the public at risk due to equipment failures.

IV PREVIOUS FISCAL YEAR AUTHORIZED: 2004 PREVIOUS AMOUNT:

V. PROJECT USEFUL LIFE (In Years): 10 Expected Bond Term (in Years)

VI. PROJECT FUND SUMMARY

Fund	Type	2020	2021	2022	2023	2024	2025	2026	2027	2028	2029	Ten Years
General	G.O. Bonds	0	0	0	0	500,000	0	0	0	0	0	500,000
	Total	0	0	0	0	500,000	0	0	0	0	0	500,000

PROJECT: FIRE #527-Fire Department EMS Equipment Replacement

VII. PROJECT FUND DETAIL

Fiscal Year	Fund Type	Amount	Action
2024	General G.O. Bonds	500,000	Replacement of the cardiac monitors used on all Fire Department and Police Department vehicles, as well as all city buildings. Total of 53 AED units.
		$500,000	2024 Subtotal
	TOTAL	$500,000	

2020-2029
CAPITAL IMPROVEMENT
PROJECT DETAIL

PROJECT: REC-GROUNDS #528-Pocket Parks

I. PROJECT TYPE: Parks and Open Space

II. LOCATION: City Wide

III. PROJECT OBJECTIVES AND BACKGROUND

NEED SERVED:									
	☐ New	H	Safety	H	Facility Cond.	N/A	Productivity		
	☑ Replace	M	Mandates	L	Service Def.	N/A	Tax Base Exp.	N/A	City Master Pl.
	☐ Rebuild	N/A	O + M Costs	N/A	Council Goals	L	Timeliness		

☐ Total-Cost-of-Ownership (TCO) or Life-cycle Cost (LCC) analysis

DESCRIPTION: The purpose of this project is to make routine investments in the repair and replacement of infrastructure at the City's four pocket parks, as follows: Reed, Fletcher-Murphy, West Street, and William P. Thompson.

SERVICE IMPACT: Well maintained parks improve property values, minimize potential liabilities, provide quality recreational offerings to the community, and help maintain civic pride.

IMPACT IF NOT FUNDED: Lack of investment will result in disuse of these assets by the community. Facilities could become attractive nuisances. Existing deficiencies will remain unchanged and future costs to repair / replace infrastructure will increase.

IV PREVIOUS FISCAL YEAR AUTHORIZED:

PREVIOUS AMOUNT:

V. PROJECT USEFUL LIFE (In Years):

Expected Bond Term (in Years)

VI. PROJECT FUND SUMMARY

Fund	Type	2020	2021	2022	2023	2024	2025	2026	2027	2028	2029	Ten Years
General	G.O. Bonds	30,000	0	0	65,000	0	0	200,000	0	0	0	295,000
	Total	30,000	0	0	65,000	0	0	200,000	0	0	0	295,000

PROJECT: REC-GROUNDS #528-Pocket Parks

VII. PROJECT FUND DETAIL

Fiscal Year	Fund Type	Amount	Action
2020	General G.O. Bonds	30,000	Replace standards and backboards with acrylic backboards at the West Street Pocket Park, Fletcher Murphy Park, and Thompson Street Play Lot.
		$30,000	2020 Subtotal
2023	General G.O. Bonds	65,000	Removal of the large concrete pad at the William P Thompson Play Lot in order to improve public safety. Areas will then be re-graded then loamed and seeded.
		$65,000	2023 Subtotal
2026	General G.O. Bonds	200,000	Replace playground equipment in all pocket parks.
		$200,000	2026 Subtotal
	TOTAL	$295,000	

2020-2029
CAPITAL IMPROVEMENT
PROJECT DETAIL

PROJECT: CITY MANAGER /OPERATION #529-Storrs Street Parking Garage (Formerly Capital Commons)

I. PROJECT TYPE: Parking

II. LOCATION: 75 Storrs Street

III. PROJECT OBJECTIVES AND BACKGROUND

NEED SERVED:									
	☐ New	M	Safety	L	Facility Cond.	N/A	Productivity		
	☐ Replace	L	Mandates	L	Service Def.	N/A	Tax Base Exp.	L	City Master Pl.
	☑ Rebuild	N/A	O + M Costs	N/A	Council Goals	H	Timeliness	Parking	

☐ Total-Cost-of-Ownership (TCO) or Life-cycle Cost (LCC) analysis

DESCRIPTION: The purpose of this project is to provide for improvements to the Storrs Street Parking Garage (formerly known as the Capital Commons Municipal Parking Garage). The 177,000SF facility opened in July 2007 and contains 516 parking spaces.

Proposed improvements include, but are not limited to, concrete repairs, deck sealing and waterproofing, repair and replacement of expansion joints, drainage repairs, as well as lighting, surveillance, and signage improvements.

SERVICE IMPACT: Periodic maintenance will ensure that the facility is safe and attractive for patrons.

IMPACT IF NOT FUNDED: Deferred maintenance will result in more serious and expensive repairs in the future. Unmitigated deterioration could result in loss of revenue due to decreased usage and prolonged closures necessitated by more extensive repairs resulting from neglect.

IV PREVIOUS FISCAL YEAR AUTHORIZED: 2011 PREVIOUS AMOUNT:

V. PROJECT USEFUL LIFE (In Years): 20 Expected Bond Term (in Years)

VI. PROJECT FUND SUMMARY

Fund	Type	2020	2021	2022	2023	2024	2025	2026	2027	2028	2029	Ten Years
Parking	G.O. Bonds	1,060,000	0	0	0	0	370,000	0	0	900,000	0	2,330,000
	Total	1,060,000	0	0	0	0	370,000	0	0	900,000	0	2,330,000

PROJECT: CITY MANAGER /OPERATION #529-Storrs Street Parking Garage (Formerly Capital Commons)

VII. PROJECT FUND DETAIL

Fiscal Year	Fund Type	Amount	Action
2020	Parking G.O. Bonds	1,060,000	Concrete repairs, sealants / caulking / waterproofing repairs, lighting improvements, plumbing improvements (including new water service for improved maintenance), signage improvements (including signage for conversion from lease to permit program), as well as design services and contingency.
		$1,060,000	2020 Subtotal
2025	Parking G.O. Bonds	370,000	Minor concrete repairs, waterproofing repairs and replacement, as well as design services and contingency.
		$370,000	2025 Subtotal
2028	Parking G.O. Bonds	900,000	Twenty year renovation. Repair / replace mechanical systems, repair / replace plumbing system, upgrade lighting fixtures, replace elevator, as well as design services and contingency.
		$900,000	2028 Subtotal
	TOTAL	$2,330,000	

2020-2029
CAPITAL IMPROVEMENT
PROJECT DETAIL

PROJECT: REC-GROUNDS #530-Golf Course Equipment

I. PROJECT TYPE: Golf

II. LOCATION: Beaver Meadow Golf Course

III. PROJECT OBJECTIVES AND BACKGROUND

NEED SERVED:									
	☐ New	M	Safety	M	Facility Cond.	M	Productivity		
	☑ Replace	L	Mandates	H	Service Def.	N/A	Tax Base Exp.	N/A	City Master Pl.
	☐ Rebuild	N/A	O + M Costs	N/A	Council Goals	M	Timeliness	Motor Vehicle Equipment	
	☐ Total-Cost-of-Ownership (TCO) or Life-cycle Cost (LCC) analysis								

DESCRIPTION: The purpose of this project is to provide for periodic replacement of major pieces of golf course equipment.

SERVICE IMPACT: Routine investments in golf course equipment allows grounds crews to use more reliable and efficient equipment to complete maintenance tasks, thereby helping to maximize available course time for players.

IMPACT IF NOT FUNDED: Lack of reliable equipment could result in reduced quality of course conditions or increased inefficiency of maintenance operations, thereby resulting in player dissatisfaction, potential loss of market share, and reduced revenues.

IV PREVIOUS FISCAL YEAR AUTHORIZED:

PREVIOUS AMOUNT:

V. PROJECT USEFUL LIFE (In Years):

Expected Bond Term (in Years)

VI. PROJECT FUND SUMMARY

Fund	Type	2020	2021	2022	2023	2024	2025	2026	2027	2028	2029	Ten Years
Golf	Capital Close-out	8,137	0	0	0	0	0	0	0	0	0	8,137
Golf	G.O. Bonds	80,000	60,000	60,000	30,000	30,000	60,000	30,000	60,000	30,000	30,000	470,000
	Total	88,137	60,000	60,000	30,000	30,000	60,000	30,000	60,000	30,000	30,000	478,137

PROJECT: REC-GROUNDS #530-Golf Course Equipment

VII. PROJECT FUND DETAIL

Fiscal Year	Fund Type	Amount	Action
2020	Golf G.O. Bonds	50,000	Replace lightweight fairway mower
	Golf G.O. Bonds	30,000	Replace one triplex mower
	Golf Capital Close-out	8,137	Closeout Share
		$88,137	2020 Subtotal
2021	Golf G.O. Bonds	30,000	Replace 1980 bed knife grinder and reel grinder
	Golf G.O. Bonds	30,000	Replace aerator
		$60,000	2021 Subtotal
2022	Golf G.O. Bonds	60,000	Replace fairway mower
		$60,000	2022 Subtotal
2023	Golf G.O. Bonds	30,000	Replace one utility vehicle
		$30,000	2023 Subtotal
2024	Golf G.O. Bonds	30,000	Replace one triplex mower
		$30,000	2024 Subtotal
2025	Golf G.O. Bonds	60,000	Replace Rough mower
		$60,000	2025 Subtotal
2026	Golf G.O. Bonds	30,000	Replace one Utility Vehicle
		$30,000	2026 Subtotal
2027	Golf G.O. Bonds	60,000	Replace one Rough mower
		$60,000	2027 Subtotal

PROJECT: REC-GROUNDS #530-Golf Course Equipment

2028	Golf G.O. Bonds	30,000	Replace one triplex mower
		$30,000	2028 Subtotal
2029	Golf G.O. Bonds	30,000	Replace One Aerator
		$30,000	2029 Subtotal
	TOTAL	$478,137	

2020-2029
CAPITAL IMPROVEMENT
PROJECT DETAIL

PROJECT: CD-ENGINEERING SERVICES #534-Tie Down Rehabilitation and Expansion

I. PROJECT TYPE: Airport

II. LOCATION: Municipal Airport

III. PROJECT OBJECTIVES AND BACKGROUND

NEED SERVED:

☑	New	M	Safety	N/A	Facility Cond.	L	Productivity		
☐	Replace	N/A	Mandates	L	Service Def.	N/A	Tax Base Exp.	M	City Master Pl.
☐	Rebuild	L	O + M Costs	L	Council Goals	L	Timeliness	Airport	
☐	Total-Cost-of-Ownership (TCO) or Life-cycle Cost (LCC) analysis								

DESCRIPTION: The purpose of this project is to make periodic investments in the Tie Down area at the Concord Municipal Airport.

In 1990, the city constructed Phase I of the Based Aircraft Tie down Apron Expansion Project. This project created 56 tie downs for airport users to secure their planes. Currently the existing tie downs are 70% occupied.

This project will create an additional 32 tie down aprons on approximately 2 acres of land in a designated conservation zone. Therefore, development of this area will require an amendment to the agency agreement governing the conservation zones.

SERVICE IMPACT: Project will help implement the goals of the 2006 Airport Master Plan by providing additional capacity for general aviation users to be based at the airport.

IMPACT IF NOT FUNDED: Stagnant revenues and loss of market share to other regional general aviation airports such as Lebanon, Rochester, Laconia, and Nashua.

IV PREVIOUS FISCAL YEAR AUTHORIZED:

PREVIOUS AMOUNT:

V. PROJECT USEFUL LIFE (In Years): 20

Expected Bond Term (in Years)

PROJECT: CD-ENGINEERING SERVICES #534-Tie Down Rehabilitation and Expansion

VI. PROJECT FUND SUMMARY

Fund	Type	2020	2021	2022	2023	2024	2025	2026	2027	2028	2029	Ten Years
Airport	Capital Transfer	0	0	0	0	0	8,334	37,500	60,000	0	0	105,834
Other	Federal	0	0	0	0	0	150,000	675,000	1,080,000	0	0	1,905,000
Other	State	0	0	0	0	0	8,334	37,500	60,000	0	0	105,834
	Total	0	0	0	0	0	166,668	750,000	1,200,000	0	0	2,116,668

VII. PROJECT FUND DETAIL

Fiscal Year	Fund Type	Amount	Action
2025	Other Federal	150,000	Design reconstruction and expansion of tie-down area. Federal share.
	Airport Capital Transfer	8,334	City share.
	Other State	8,334	State share.
		$166,668	2025 Subtotal
2026	Other Federal	675,000	Construct approximately 2 acres of new aircraft tie down aprons. Federal share.
	Other State	37,500	State share.
	Airport Capital Transfer	37,500	City share.
		$750,000	2026 Subtotal
2027	Other Federal	1,080,000	Reconstruct existing aircraft tie down aprons. Federal share.
	Airport Capital Transfer	60,000	City share.
	Other State	60,000	State share.
		$1,200,000	2027 Subtotal
	TOTAL	$2,116,668	

PROJECT: CD-ENGINEERING SERVICES #541-Regional Drive/Chenell Drive Intersection Improvements

I. PROJECT TYPE: Intersections

II. LOCATION: Regional Drive and Chenell Drive

III. PROJECT OBJECTIVES AND BACKGROUND

NEED SERVED:

☑	New	H	Safety	L	Facility Cond.	M	Productivity		
☐	Replace	N/A	Mandates	H	Service Def.	L	Tax Base Exp.	L	City Master Pl.
☐	Rebuild	L	O + M Costs	L	Council Goals	L	Timeliness		Intersection Improvement

☐ Total-Cost-of-Ownership (TCO) or Life-cycle Cost (LCC) analysis

DESCRIPTION: Following the completion of Regional Drive in 2005, traffic along the Regional Drive corridor continues to grow. As a result of continued development along Chenell Drive, as well as development along the Regional Drive corridor, the Traffic Operations Committee has been monitoring traffic volumes, accident data and the frequency of pedestrian activities at critical intersections along the arterial corridor. In an effort to maintain acceptable levels of service and traffic safety, intersection improvements will be required. Intersection improvements could be in the form of a roundabout or traffic signal.

SERVICE IMPACT: Improved vehicle safety and increased capacity along this arterial corridor.

IMPACT IF NOT FUNDED: Potential increases in congestion and accidents, as well as potentially reduced Level of Service.

IV PREVIOUS FISCAL YEAR AUTHORIZED: 2012 PREVIOUS AMOUNT:

V. PROJECT USEFUL LIFE (In Years): 25 Expected Bond Term (in Years)

VI. PROJECT FUND SUMMARY

Fund	Type	2020	2021	2022	2023	2024	2025	2026	2027	2028	2029	Ten Years
General	Impact Fees Traf Dist 4	0	0	0	0	0	150,000	0	0	0	0	150,000
General	G.O. Bonds	0	0	0	0	0	0	850,000	0	0	0	850,000
	Total	0	0	0	0	0	150,000	850,000	0	0	0	1,000,000

PROJECT: CD-ENGINEERING SERVICES #541-Regional Drive/Chenell Drive Intersection Improvements

VII. PROJECT FUND DETAIL

Fiscal Year	Fund Type		Amount	Action
2025	General	Impact Fees Traf Dist 4	150,000	Design of improvements to the intersection of Regional Drive and Chenell Drive.
			$150,000	2025 Subtotal
2026	General	G.O. Bonds	850,000	Construction of improvements to the intersection of Regional Drive and Chenell Drive.
			$850,000	2026 Subtotal
	TOTAL		$1,000,000	

2020-2029
CAPITAL IMPROVEMENT
PROJECT DETAIL

PROJECT: CD-ENGINEERING SERVICES #543-Merrimack River Greenway Trail Project

I. PROJECT TYPE: Sidewalks and Streetscapes

II. LOCATION: City-wide along Merrimack River Corridor

III. PROJECT OBJECTIVES AND BACKGROUND

NEED SERVED:										
	☑ New	L	Safety	N/A	Facility Cond.	N/A	Productivity			
	☐ Replace	N/A	Mandates	L	Service Def.	M	Tax Base Exp.	M	City Master Pl.	
	☐ Rebuild	M	O + M Costs	M	Council Goals	L	Timeliness	Sidewalks		
	☐ Total-Cost-of-Ownership (TCO) or Life-cycle Cost (LCC) analysis									

DESCRIPTION: The purpose of this project is to implement creation of the Merrimack River Greenway Trail.

The Merrimack River Greenway Trail is envisioned to be a continuous, off-street path, roughly following the Merrimack River connecting the eventual terminus of the Northern Rail Trail to the north and the proposed Salem to Concord Bikeway to the south. The path is intended to be a 4-season paved facility, to serve pedestrians, bicyclists, skiers, snowshoers and other non motorized users, and to be universally accessible to the maximum extent practical.

Included as a major project initiative in the comprehensive Bicycle Master Plan, the project is intended to serve both transportation and recreation purposes, connecting villages, providing access to the River and adjacent open space, providing safe and inviting health and fitness opportunities. The Path will provide river views and access when possible, and it will follow a somewhat north-south route to facilitate transportation use. It is consistent with the Concord 2030 Master Plan and Concord's Vision for 2020 by connecting neighborhoods and re-connecting Concord to the River.

This project is contingent upon raising significant funds from other non-City sources, such as grants from the State and Federal governments as well as donations from local interest groups and stakeholders.

SERVICE IMPACT: Improved recreational / transportation opportunities for non-motorized means. Increase in operations and maintenance budget due to resurfacing, sweeping and management of vegetation. As with the paths along I-89 and I-93, sweeping and trimming may be accomplished with volunteer efforts. Snow removal will not be necessary as this trail is to provide an opportunity for winter recreation / transportation.

IMPACT IF NOT FUNDED: Failure to meet key objectives set out in the Master Plan 2030, the Conservation Commission's Endowment for the 21st Century Conservation & Open Space Initiative, and Concord 2020 Vision principles. Options for walking and bicycling will be limited to street, sidewalks, or un-improved hiking trails, leaving a gap in outdoor recreation opportunities. Long distance trails arriving from the north and south will terminate at the Concord line with no through connection. Many connections between open spaces and recreational trails will not be met. An opportunity to help the city meet its goals to re-connect to the Merrimack River will be missed. An opportunity to diversify Concord’s transportation system by adding green, healthy, non-motorized options will be missed.

IV PREVIOUS FISCAL YEAR AUTHORIZED: PREVIOUS AMOUNT:

PROJECT: CD-ENGINEERING SERVICES #543-Merrimack River Greenway Trail Project

V. PROJECT USEFUL LIFE (In Years): 25 Expected Bond Term (in Years)

VI. PROJECT FUND SUMMARY

Fund	Type	2020	2021	2022	2023	2024	2025	2026	2027	2028	2029	Ten Years
Other	State	0	0	800,000	0	0	8,800,000	0	0	0	0	9,600,000
General	Impact Fees Rec Dist 4	3,428	0	0	0	0	0	0	0	0	0	3,428
General	G.O. Bonds	0	0	0	0	0	1,100,000	0	0	0	0	1,100,000
General	Donations	0	0	200,000	0	0	1,100,000	0	0	0	0	1,300,000
General	Capital Close-out	20,544	0	0	0	0	0	0	0	0	0	20,544
	Total	23,972	0	1,000,000	0	0	11,000,000	0	0	0	0	12,023,972

VII. PROJECT FUND DETAIL

Fiscal Year	Fund Type	Amount	Action
2020	General Capital Close-out	20,544	Closeout share.
	General Impact Fees Rec Dist 4	3,428	Funding to review alternative route in lieu of boardwalk through Merrimack River wetlands.
		$23,972	2020 Subtotal
2022	Other State	800,000	Design and construction of Phase 1 (B) of the Merrimack River Greenway Trail (MRGT) from Manchester Street to Loudon Road to be funded with a NHDOT Grant and donations. Design/Administration: $125,000 Construction: $800,000 Construction Engineering/Administration: $75,000
	General Donations	200,000	Design and construction of Phase 1 (B) of the MRGT. Donation portion (20%)
		$1,000,000	2022 Subtotal
2025	Other State	8,800,000	Design and construction of Phases 2 - 8 of the MRGT. State portion (80%)
	General Donations	1,100,000	Design and construction of Phases 2 - 8 of the MRGT. Donation portion (10%)
	General G.O. Bonds	1,100,000	Design and construction of Phases 2 - 8 of the MRGT to be funded with a TE Grants, donations and City funds. City portion of project (10%) assuming additional donations cannot cover the "match". Total estimated costs: $11,000,000 (for the remaining 7 phases)

PROJECT: CD-ENGINEERING SERVICES #543-Merrimack River Greenway Trail Project

Design/Administration: $1,650,000
Construction: $8,250,000
Construction Engineering/Administration: $1,100,000

	$11,000,000	2025 Subtotal
TOTAL	$12,023,972	

2020-2029
CAPITAL IMPROVEMENT
PROJECT DETAIL

PROJECT: CD-ENGINEERING SERVICES #550-Roundabout Maintenance

I. PROJECT TYPE: Intersections

II. LOCATION: Roundabout at Liberty/Centre/Auburn, North State/Franklin, and Washington/Village Intersections.

III. PROJECT OBJECTIVES AND BACKGROUND

NEED SERVED:									
	☐ New	H	Safety	M	Facility Cond.	L	Productivity		
	☐ Replace	L	Mandates	H	Service Def.	N/A	Tax Base Exp.	L	City Master Pl.
	☑ Rebuild	L	O + M Costs	N/A	Council Goals	H	Timeliness		Intersection Improvement

☐ Total-Cost-of-Ownership (TCO) or Life-cycle Cost (LCC) analysis

DESCRIPTION: The purpose of this project is to provide funding for the periodic maintenance and repair of roundabouts throughout the City.

SERVICE IMPACT: Improved vehicle safety and ability to maintain traffic capacity along designated arterial and collector corridors.

IMPACT IF NOT FUNDED: Deterioration of major elements of the roundabouts could result in educed levels of service, potential liabilities, as well as traffic accidents.

IV PREVIOUS FISCAL YEAR AUTHORIZED: 2012 PREVIOUS AMOUNT:

V. PROJECT USEFUL LIFE (In Years): 10 Expected Bond Term (in Years)

VI. PROJECT FUND SUMMARY

Fund	Type	2020	2021	2022	2023	2024	2025	2026	2027	2028	2029	Ten Years
General	Capital Transfer	0	0	75,000	0	0	80,000	0	0	100,000	0	255,000
	Total	0	0	75,000	0	0	80,000	0	0	100,000	0	255,000

PROJECT: CD-ENGINEERING SERVICES #550-Roundabout Maintenance

VII. PROJECT FUND DETAIL

Fiscal Year	Fund Type	Amount	Action
2022	General Capital Transfer	75,000	Major scheduled maintenance improvements to the North State/Franklin roundabout.
		$75,000	2022 Subtotal
2025	General Capital Transfer	80,000	Major scheduled maintenance improvements to the Village/Washington roundabout.
		$80,000	2025 Subtotal
2028	General Capital Transfer	100,000	Major scheduled maintenance improvements to the Exit 16/Mountain Road/Shawmut Street roundabout.
		$100,000	2028 Subtotal
	TOTAL	$255,000	

2020-2029
CAPITAL IMPROVEMENT
PROJECT DETAIL

PROJECT: GS-PUBLIC PROPERTIES #551-Library Maintenance

I. PROJECT TYPE: Public Buildings

II. LOCATION: Main Library and Penacook Branch Library

III. PROJECT OBJECTIVES AND BACKGROUND

NEED SERVED:									
	☐ New	M	Safety	L	Facility Cond.	L	Productivity		
	☐ Replace	L	Mandates	L	Service Def.	N/A	Tax Base Exp.	N/A	City Master Pl.
	☐ Rebuild	N/A	O + M Costs	L	Council Goals	L	Timeliness		Public Facilities

☐ Total-Cost-of-Ownership (TCO) or Life-cycle Cost (LCC) analysis

DESCRIPTION: The purpose of this project is to provide for routine maintenance, repair, and refurbishment of the City's Green Street and Penacook Branch libraries.

SERVICE IMPACT: Routine investments results in safe, functional facilities for the community.

IMPACT IF NOT FUNDED: Facilities may become unserviceable, occupant safety would be compromised. Buildings will continue to deteriorate. Water infiltration could damage / ruin portions of the library's collection. Employee morale and civic pride will be negatively impacted.

IV PREVIOUS FISCAL YEAR AUTHORIZED:

PREVIOUS AMOUNT:

V. PROJECT USEFUL LIFE (In Years):

Expected Bond Term (in Years) 20

VI. PROJECT FUND SUMMARY

Fund	Type	2020	2021	2022	2023	2024	2025	2026	2027	2028	2029	Ten Years
General	Capital Transfer	15,000	0	0	10,000	0	0	0	0	0	0	25,000
General	G.O. Bonds	0	70,000	220,000	130,000	130,000	100,000	300,000	0	275,000	0	1,225,000
	Total	15,000	70,000	220,000	140,000	130,000	100,000	300,000	0	275,000	0	1,250,000

PROJECT: GS-PUBLIC PROPERTIES #551-Library Maintenance

VII. PROJECT FUND DETAIL

Fiscal Year	Fund Type		Amount	Action
2020	General	Capital Transfer	15,000	Replace circulation pump.
			$15,000	2020 Subtotal
2021	General	G.O. Bonds	70,000	Bathroom renovations. (Green Street)
			$70,000	2021 Subtotal
2022	General	G.O. Bonds	200,000	Interior finish and carpet upgrades. (Green Street)
	General	G.O. Bonds	20,000	Door, window and hardware upgrades. (Green Street)
			$220,000	2022 Subtotal
2023	General	G.O. Bonds	100,000	Seal exterior granite. (Green Street)
	General	G.O. Bonds	30,000	Upgrades to the EMS control system. (Green Street)
	General	Capital Transfer	10,000	Chimney repair. (Penacook)
			$140,000	2023 Subtotal
2024	General	G.O. Bonds	100,000	Furniture and finishes upgrades.
	General	G.O. Bonds	30,000	Fire alarm system upgrades. (Green Street)
			$130,000	2024 Subtotal
2025	General	G.O. Bonds	100,000	Refurbish HVAC system and controls. (Green Street)
			$100,000	2025 Subtotal
2026	General	G.O. Bonds	300,000	Window refurbishment/replacement. (Green Street)
			$300,000	2026 Subtotal
2028	General	G.O. Bonds	150,000	Handicap ramp replacement. (Penacook)

PROJECT:	GS-PUBLIC PROPERTIES	#551-Library Maintenance	
General	G.O. Bonds	125,000	Roof replacement. (Penacook)
		$275,000	2028 Subtotal
TOTAL		$1,250,000	

2020-2029
CAPITAL IMPROVEMENT
PROJECT DETAIL

PROJECT: POLICE - OPERATIONS #555-Handgun Replacement

I. PROJECT TYPE: Public Safety

II. LOCATION: Police Department

III. PROJECT OBJECTIVES AND BACKGROUND

NEED SERVED:									
	☐ New	H	Safety	L	Facility Cond.	N/A	Productivity		
	☑ Replace	L	Mandates	L	Service Def.	N/A	Tax Base Exp.	N/A	City Master Pl.
	☐ Rebuild	H	O + M Costs	L	Council Goals	M	Timeliness		

☐ Total-Cost-of-Ownership (TCO) or Life-cycle Cost (LCC) analysis

DESCRIPTION: The purpose of this project is to provide funding for the routine replacement of Police Department handguns. To assure reliability, the Department seeks to replace handguns after approximately 10 years of service.

SERVICE IMPACT: The Police Department seeks to carry a reliable handgun. Service weapons that are older tend to have additional maintenance problems. It is necessary to replace older models with newer models.

IMPACT IF NOT FUNDED: Reliability and safety could be compromised.

IV PREVIOUS FISCAL YEAR AUTHORIZED:

PREVIOUS AMOUNT:

V. PROJECT USEFUL LIFE (In Years): 10

Expected Bond Term (in Years)

VI. PROJECT FUND SUMMARY

Fund	Type	2020	2021	2022	2023	2024	2025	2026	2027	2028	2029	Ten Years
General	Capital Transfer	0	0	0	0	0	0	0	50,000	0	0	50,000
	Total	0	0	0	0	0	0	0	50,000	0	0	50,000

PROJECT: POLICE - OPERATIONS #555-Handgun Replacement

VII. PROJECT FUND DETAIL

Fiscal Year	Fund Type	Amount	Action
2027	General Capital Transfer	50,000	Replacement of Handguns purchased in FY2017.
		$50,000	2027 Subtotal
	TOTAL	$50,000	

2020-2029
CAPITAL IMPROVEMENT
PROJECT DETAIL

PROJECT: REC-GROUNDS #557-Memorial Field

I. PROJECT TYPE: Parks and Open Space

II. LOCATION: 70 South Fruit Street

III. PROJECT OBJECTIVES AND BACKGROUND

NEED SERVED:									
	☐ New	L	Safety	M	Facility Cond.	N/A	Productivity		
	☐ Replace	N/A	Mandates	M	Service Def.	N/A	Tax Base Exp.	H	City Master Pl.
	☑ Rebuild	N/A	O + M Costs	N/A	Council Goals	M	Timeliness	Parks	
	☐ Total-Cost-of-Ownership (TCO) or Life-cycle Cost (LCC) analysis								

DESCRIPTION: The purpose of this project is to provide funding for repair, replacement, and expansion of infrastructure at Memorial Field.

SERVICE IMPACT: Improvements and restoration of facilities at the park shall maintain or increase the usability of the most heavily used athletic facilities in the City. Reduced maintenance costs will be realized.

IMPACT IF NOT FUNDED: Deferred maintenance will result in more significant, expensive repairs in the future. Obsolete facilities will result in decreased customer satisfaction and use of facility.

IV PREVIOUS FISCAL YEAR AUTHORIZED:

PREVIOUS AMOUNT:

V. PROJECT USEFUL LIFE (In Years): 15

Expected Bond Term (in Years)

VI. PROJECT FUND SUMMARY

Fund	Type	2020	2021	2022	2023	2024	2025	2026	2027	2028	2029	Ten Years
General	Capital Transfer	5,000	0	0	0	0	0	0	0	0	0	5,000
General	G.O. Bonds	0	0	140,000	35,000	2,270,000	0	1,000,000	0	125,000	0	3,570,000
	Total	5,000	0	140,000	35,000	2,270,000	0	1,000,000	0	125,000	0	3,575,000

PROJECT: REC-GROUNDS #557-Memorial Field

VII. PROJECT FUND DETAIL

Fiscal Year	Fund Type		Amount	Action
2020	General	Capital Transfer	5,000	Replace electric service at storage facility.
			$5,000	2020 Subtotal
2022	General	G.O. Bonds	140,000	Resurface the track. Last resurfaced in 2008.
			$140,000	2022 Subtotal
2023	General	G.O. Bonds	35,000	Crack seal, colorize, stripe, change standards, new acrylic backboards for two (2) basketball courts.
			$35,000	2023 Subtotal
2024	General	G.O. Bonds	1,695,000	Replace foot ball stadium bleachers, together with the press box and related improvements.
	General	G.O. Bonds	500,000	Repair or replace bleachers at Doane Diamond.
	General	G.O. Bonds	75,000	Remove and install new asphalt pavement beneath selected bleacher sections serving the football stadium. (Final price pending formal review in FY19)
			$2,270,000	2024 Subtotal
2026	General	G.O. Bonds	600,000	Plans, specs, permits and construction of 2 bay maintenance building. Renovate and enlarge public restrooms.
	General	G.O. Bonds	400,000	Lighting improvements at the football stadium. Includes installation of energy efficient fixtures.
			$1,000,000	2026 Subtotal
2028	General	G.O. Bonds	125,000	Install exercise equipment utilizing poured in place safety surfacing.
			$125,000	2028 Subtotal
	TOTAL		$3,575,000	

2020-2029
CAPITAL IMPROVEMENT
PROJECT DETAIL

PROJECT: FIRE #560-Fire Training Facility

I. PROJECT TYPE: Public Safety

II. LOCATION: Old Turnpike Road

III. PROJECT OBJECTIVES AND BACKGROUND

NEED SERVED:										
	☐ New	M	Safety	M	Facility Cond.		Productivity			
	☐ Replace	L	Mandates	L	Service Def.	N/A	Tax Base Exp.		City Master Pl.	
	☐ Rebuild	H	O + M Costs		Council Goals	M	Timeliness			

☐ Total-Cost-of-Ownership (TCO) or Life-cycle Cost (LCC) analysis

DESCRIPTION: The purpose of this project is to support repair, replacement, and expansion of the City's Fire Training Facility.

In 2005, the City completed a needs assessment of the existing Loudon Road training facility adjacent to the Everett Arena. This study recommended that the existing facility be abandoned due to variety of inadequacies, safety concerns, as well as conflicts with adjacent land uses (i.e. the Arena, Kiwanis Park, and the skate board park). The 2005 study also included a City wide search for a new facility and concluded that a new training grounds should be constructed at the City's Old Turnpike Road landfill site.

In FY 2009, the City appropriated $150,000 for the design of a new fire training facility. Because of the use of in-house staff, the cost of design was reduced to $40,000.

In FY2018, the City appropriated funding for the construction of the new training facility. Supplemental funds were appropriated in FY2019. Construction of the new facility on Old Turnpike Road began in FY2019 and will be completed in FY2020.

SERVICE IMPACT: Periodic investment in the Fire Training Facility ensures that the facility remains operational thereby maximizing opportunities for routine training of personnel. Routine training is important in order to maintain public safety.

IMPACT IF NOT FUNDED: Inability to provide effective training on an ongoing basis thus potentially negatively affecting daily operations. Further skill deterioration and potential need to temporarily place stations out of service for a period of time when training at State facility.

IV PREVIOUS FISCAL YEAR AUTHORIZED:

PREVIOUS AMOUNT:

V. PROJECT USEFUL LIFE (In Years):

Expected Bond Term (in Years)

PROJECT: FIRE #560-Fire Training Facility

VI. PROJECT FUND SUMMARY

Fund	Type	2020	2021	2022	2023	2024	2025	2026	2027	2028	2029	Ten Years
General	G.O. Bonds	0	0	0	0	0	0	0	0	500,000	0	500,000
	Total	0	0	0	0	0	0	0	0	500,000	0	500,000

VII. PROJECT FUND DETAIL

Fiscal Year	Fund Type	Amount	Action
2028	General G.O. Bonds	500,000	Replacement of Conex Containers at the Fire Training Facility.
		$500,000	2028 Subtotal
	TOTAL	$500,000	

2020-2029
CAPITAL IMPROVEMENT
PROJECT DETAIL

PROJECT: FIRE #561-Fire Alarm Infrastructure Replacement

I. PROJECT TYPE: Public Safety

II. LOCATION: Citywide

III. PROJECT OBJECTIVES AND BACKGROUND

NEED SERVED:									
	☑ New	H	Safety	H	Facility Cond.	N/A	Productivity		
	☑ Replace	L	Mandates	H	Service Def.		Tax Base Exp.		City Master Pl.
	☐ Rebuild	N/A	O + M Costs		Council Goals		Timeliness		

☐ Total-Cost-of-Ownership (TCO) or Life-cycle Cost (LCC) analysis

DESCRIPTION: This project provides for the systematic replacement of fire alarm infrastructure. The existing fire alarm infrastructure ranges in age from new to over 50 years old. The typical service life for most of this equipment is 25-30 years. Increased operating and maintenance costs and more frequent failures have resulted due to lack of maintenance and replacement.

SERVICE IMPACT: Systematic replacement of components will ensure continued system reliability in the future thereby maintaining public safety.

IMPACT IF NOT FUNDED: Deferred maintenance could lead to periodic system failures.

IV PREVIOUS FISCAL YEAR AUTHORIZED:

PREVIOUS AMOUNT:

V. PROJECT USEFUL LIFE (In Years):

Expected Bond Term (in Years) 5

VI. PROJECT FUND SUMMARY

Fund	Type	2020	2021	2022	2023	2024	2025	2026	2027	2028	2029	Ten Years
General	G.O. Bonds	135,000	93,000	93,000	93,000	93,000	20,000	20,000	20,000	20,000	0	587,000
	Total	135,000	93,000	93,000	93,000	93,000	20,000	20,000	20,000	20,000	0	587,000

PROJECT: FIRE #561-Fire Alarm Infrastructure Replacement

VII. PROJECT FUND DETAIL

Fiscal Year	Fund Type	Amount	Action
2020	General G.O. Bonds	75,000	Implementation of radio master box system.
	General G.O. Bonds	40,000	Replace Uninterruptible Power Source System that was installed in 1996. This system is installed in the Communications Center and provide uninterrupted power in the event of a power outage.
	General G.O. Bonds	20,000	Replacement of failing fire alarm cable. (City wide)
		$135,000	2020 Subtotal
2021	General G.O. Bonds	73,000	Implementation of radio master box system.
	General G.O. Bonds	20,000	Replacement of failing fire alarm cable. (City wide)
		$93,000	2021 Subtotal
2022	General G.O. Bonds	73,000	Implementation of radio master box system.
	General G.O. Bonds	20,000	Replacement of failing fire alarm cable. (City wide)
		$93,000	2022 Subtotal
2023	General G.O. Bonds	73,000	Implementation of radio master box system.
	General G.O. Bonds	20,000	Replacement of failing fire alarm cable. (City wide)
		$93,000	2023 Subtotal
2024	General G.O. Bonds	73,000	Implementation of radio master box system.
	General G.O. Bonds	20,000	Replacement of failing fire alarm cable. (City wide)
		$93,000	2024 Subtotal
2025	General G.O. Bonds	20,000	Replacement of failing fire alarm cable. (City wide)
		$20,000	2025 Subtotal
2026	General G.O. Bonds	20,000	Replacement of failing fire alarm cable. (City wide)

PROJECT: FIRE #561-Fire Alarm Infrastructure Replacement

			$20,000	2026 Subtotal
2027	General	G.O. Bonds	20,000	Replacement of failing fire alarm cable. (City wide)
			$20,000	2027 Subtotal
2028	General	G.O. Bonds	20,000	Replacement of failing fire alarm cable. (City wide)
			$20,000	2028 Subtotal
	TOTAL		$587,000	

2020-2029
CAPITAL IMPROVEMENT
PROJECT DETAIL

PROJECT: CD-COMMUNITY PLANNING #563-Master Plan Update

I. PROJECT TYPE: Community Planning/Implementation

II. LOCATION: City-wide

III. PROJECT OBJECTIVES AND BACKGROUND

NEED SERVED:									
	☐ New	N/A	Safety	N/A	Facility Cond.	N/A	Productivity		
	☑ Replace	N/A	Mandates	N/A	Service Def.	N/A	Tax Base Exp.	L	City Master Pl.
	☐ Rebuild	N/A	O + M Costs	M	Council Goals	L	Timeliness	Long-Range Planning	
	☐ Total-Cost-of-Ownership (TCO) or Life-cycle Cost (LCC) analysis								

DESCRIPTION: The purpose of this project is to update the City Master Plan. State Law requires that a municipality's Master Plan be updated from "time to time". The commonly accepted planning horizon for a Master Plan is 10 years. Research and writing for the current Master Plan began in 2005, and the plan was adopted in 2008 after a lengthy public process.

SERVICE IMPACT: There have been incremental changes in zoning and land use in the City and state, and significant purchases of conservation land in the City since the writing of the Master Plan. This, coupled with demographic changes, as well as economic and real estate trends, makes it important to review the land use, housing, and economic development recommendations of the Master Plan. Additionally, many transportation projects recommended in the current Master Plan have been completed, and there is a need to identify where the City should invest transportation and land development resources moving forward.

IMPACT IF NOT FUNDED: Poor long-range planning leads to haphazard development, which can result in the inefficient use of real estate, missed economic development opportunities, increased long-term costs to serve poorly planned development, and a disconnect with the community with regard to the vision for the City moving forward.

IV PREVIOUS FISCAL YEAR AUTHORIZED:

PREVIOUS AMOUNT:

V. PROJECT USEFUL LIFE (In Years): 10

Expected Bond Term (in Years) 10

VI. PROJECT FUND SUMMARY

Fund	Type	2020	2021	2022	2023	2024	2025	2026	2027	2028	2029	Ten Years
General	Econ. Dev. Reserve	0	0	30,000	0	0	0	0	0	0	0	30,000
General	G.O. Bonds	0	30,000	180,000	0	0	0	0	0	0	0	210,000
	Total	0	30,000	210,000	0	0	0	0	0	0	0	240,000

PROJECT: CD-COMMUNITY PLANNING #563-Master Plan Update

VII. PROJECT FUND DETAIL

Fiscal Year	Fund Type	Amount	Action
2021	General G.O. Bonds	30,000	The Three Rivers Study is intended to be the first step in the overall update to the Master Plan, developing a new vision for the City's relationship with the Merrimack, Contoocook, and Soucook Rivers. The study will focus on identifying new economic development, housing, recreation, and conservation goals for the rivers, based on technical analysis and public outreach. The results of this study will be used as the basis for the next Master Plan, as a jumping off point for public outreach sessions intended to generate a new vision and identity for the City overall, and will inform proposed zoning changes to implement a new vision.
		$30,000	2021 Subtotal
2022	General G.O. Bonds	100,000	Updating the Master Plan will involve extensive public outreach and vision planning. In addition, the next Master Plan should be graphically engaging, and have a dynamic online component. The primary consultant for the update will coordinate and lead the public outreach process with staff assistance, produce the document, and develop the website.
	General G.O. Bonds	80,000	The 2008 Master Plan used data and recommendations from the 2004 Transportation Plan, which identified transportation infrastructure improvements, and made goal and policy recommendations that have been used as the basis for CIP projects. Many of the infrastructure projects identified in the earlier master plans have been accomplished. A consultant will be hired to update this plan and help to identify or prioritize new and/or existing infrastructure improvements. The updated Transportation Plan is intended to incorporate the Bike and Pedestrian Master Plans into one comprehensive document.
	General Econ. Dev. Reserve	30,000	Consulting services to provide targeted demographic and economic development data to be included in the update of the 2008 Master Plan. The scope of this project will be determined in conjunction with the Economic Development Director.
		$210,000	2022 Subtotal
	TOTAL	$240,000	

2020-2029
CAPITAL IMPROVEMENT
PROJECT DETAIL

PROJECT: REC-GROUNDS #567-Penacook Riverfront Parks

I. PROJECT TYPE: Parks and Open Space

II. LOCATION: Tanner Street & 11-35 Canal Street

III. PROJECT OBJECTIVES AND BACKGROUND

NEED SERVED:										
	☑ New	L	Safety	L	Facility Cond.	N/A	Productivity			
	☑ Replace	L	Mandates	M	Service Def.	M	Tax Base Exp.	H	City Master Pl.	
	☑ Rebuild	L	O + M Costs	L	Council Goals	L	Timeliness	Parks		

☐ Total-Cost-of-Ownership (TCO) or Life-cycle Cost (LCC) analysis

DESCRIPTION: The purpose of this project is to program capital improvements for the Penacook Riverfront Park located on Tanner Street, as well as a proposed new riverfront park to be located on portions of the former Allied Leather Tannery Complex at 11 - 35 Canal Street.

Property comprising the Tanner Street Riverfront Park was assembled by the City during 1947 - 1982. The last major capital investment for the property occurred in the late 1980s. Projects included within this CIP for the Tanner Street Park include acquisition of additional waterfront property, refurbishment of walkways, lighting, fencing, signage, and landscaping, and installation of a small playground. Improvements may also include a portage for kayaks and other non motorized watercraft.

The second river front park is a new facility which will be constructed on a 1.5 acre portion of the former Allied Leather Tannery site located at 11-35 Canal Street, Penacook. Proposed improvements will be based on preliminary conceptual designs prepared by CMA Engineers and Ironwood Landscape Architects in 2015.

SERVICE IMPACT: Improvements will help revitalize underutilized public properties directly abutting the Contoocook River. In addition, public investment will serve as a catalyst for private investment in abutting properties.

IMPACT IF NOT FUNDED: The Tanner Street facility will continue to deteriorate. Eventually, the facility will become an attractive nuisance and location for illicit activity. A poorly maintained facility will serve as a disincentive for private investment in abutting properties. Failure to proceed with the new park at the former Tannery Site will result in a missed opportunity to improve an important waterfront property, which could help leverage future redevelopment of abutting properties.

IV PREVIOUS FISCAL YEAR AUTHORIZED:

PREVIOUS AMOUNT:

V. PROJECT USEFUL LIFE (In Years):

Expected Bond Term (in Years)

PROJECT: REC-GROUNDS #567-Penacook Riverfront Parks

VI. PROJECT FUND SUMMARY

Fund	Type	2020	2021	2022	2023	2024	2025	2026	2027	2028	2029	Ten Years
General	G.O. Bonds	0	0	0	0	220,000	0	0	0	0	0	220,000
Other	Tax Increment Financing	50,000*	0	900,000	0	0	0	0	0	0	0	950,000
	Total	50,000	0	900,000	0	220,000	0	0	0	0	0	1,170,000

VII. PROJECT FUND DETAIL

Fiscal Year	Fund Type	Amount	Action
2020	Other Tax Increment Financing	50,000	50% Design of new Riverfront Park at former Allied Leather Tannery / Penacook Landing Site. Financed by PVTIF District (Capital Transfer).
		$50,000	2020 Subtotal
2022	Other Tax Increment Financing	900,000	Canal Street Riverfront Park: Final design and construction of a new riverfront park to be set on 1.5 +/- acres of the former Allied Leather Tannery site located at 11-35 Canal Street. The Park's final design shall be based upon preliminary concepts prepared by CMA Engineers and Ironwood Landscape Architects in 2015. Includes reconstruction and expansion of the Canal Street Municipal Parking Lot.
		$900,000	2022 Subtotal
2024	General G.O. Bonds	150,000	Tanner Street Riverfront Park: Renovations of existing park, as well as improvements at newly acquired property. Improvements to include reconstruction of walkways, signage, and lighting, as well as installation of additional plantings. Ornamental safety fence will be extended onto newly acquired property.
	General G.O. Bonds	70,000	Tanner Street Riverfront Park: Acquisition of abutting private property, including due diligence and legal costs, as well as installation of improvements.
		$220,000	2024 Subtotal
	TOTAL	$1,170,000	

2020-2029
CAPITAL IMPROVEMENT
PROJECT DETAIL

PROJECT: REC-GROUNDS #569-Parks and Cemeteries Small Turf Equipment

I. PROJECT TYPE: Other Vehicles

II. LOCATION: Parks and Cemeteries

III. PROJECT OBJECTIVES AND BACKGROUND

NEED SERVED:									
	☐ New	L	Safety	H	Facility Cond.	H	Productivity		
	☑ Replace	N/A	Mandates	L	Service Def.	N/A	Tax Base Exp.	N/A	City Master Pl.
	☐ Rebuild	L	O + M Costs	N/A	Council Goals	M	Timeliness		
	☐ Total-Cost-of-Ownership (TCO) or Life-cycle Cost (LCC) analysis								

DESCRIPTION: The purpose of this project is to provide a capital improvement program for the routine replacement of the Parks and Recreation Department's turf equipment. Equipment is used for recreational facilities, as well as cemeteries.

SERVICE IMPACT: Routine replacement maintains or improves current levels of service for maintenance of parks and cemeteries, helps provide for more efficient maintenance of facilities due to advances in equipment technology, reduces repair costs and equipment "down time" due to use of new, reliable equipment.

IMPACT IF NOT FUNDED: Continued reliance upon old and outdated equipment will result in less efficient operations due to increased down time associated with equipment failures and repairs.

IV PREVIOUS FISCAL YEAR AUTHORIZED:

PREVIOUS AMOUNT:

V. PROJECT USEFUL LIFE (In Years): 10

Expected Bond Term (in Years) 10

VI. PROJECT FUND SUMMARY

Fund	Type	2020	2021	2022	2023	2024	2025	2026	2027	2028	2029	Ten Years
General	G.O. Bonds	25,000	60,000	35,000	40,000	55,000	115,000	40,000	0	50,000	0	420,000
	Total	25,000	60,000	35,000	40,000	55,000	115,000	40,000	0	50,000	0	420,000

PROJECT: REC-GROUNDS #569-Parks and Cemeteries Small Turf Equipment

VII. PROJECT FUND DETAIL

Fiscal Year	Fund Type	Amount	Action
2020	General G.O. Bonds	25,000	Replace Toro infield pro ball diamond machine. (Parks)
		$25,000	2020 Subtotal
2021	General G.O. Bonds	35,000	Replace 1988 John Deere 4 wheel drive 3 cylinder diesel tractor with bucket. (Parks)
	General G.O. Bonds	25,000	Replace John Deere 60" out front mower. (Parks)
		$60,000	2021 Subtotal
2022	General G.O. Bonds	35,000	Replace Toro out front mower. (Parks)
		$35,000	2022 Subtotal
2023	General G.O. Bonds	40,000	Replace small loader/backhoe. (Cemeteries)
		$40,000	2023 Subtotal
2024	General G.O. Bonds	35,000	Replace John Deere 2025R 4 wheel drive tractor with bucket and attachments. (Parks)
	General G.O. Bonds	20,000	Replace John Deere 60" out front rotary mower.
		$55,000	2024 Subtotal
2025	General G.O. Bonds	35,000	Replace large area aerator. (Parks)
	General G.O. Bonds	30,000	Replace Toro infield pro ball diamond machine with attachments. (Parks)
	General G.O. Bonds	30,000	Replace John Deere 60" out front rotary mower. (Cemeteries)
	General G.O. Bonds	20,000	Replace zero turn mower. (Parks)
		$115,000	2025 Subtotal
2026	General G.O. Bonds	40,000	Replace John Deere 2025R 4 wheel drive tractor with bucket and attachments.
		$40,000	2026 Subtotal

PROJECT: REC-GROUNDS #569-Parks and Cemeteries Small Turf Equipment

2028	General	G.O. Bonds	25,000	Replace deep tine aerator. (Parks)
	General	G.O. Bonds	25,000	Replace 60" out front rotary mower. (Cemeteries)
			$50,000	2028 Subtotal
	TOTAL		$420,000	

2020-2029
CAPITAL IMPROVEMENT
PROJECT DETAIL

PROJECT: CD-ENGINEERING SERVICES #570-Pleasant/Warren/Fruit Intersection Round About

I. PROJECT TYPE: Intersections

II. LOCATION: Pleasant Street/Warren Street/Fruit Street Intersection

III. PROJECT OBJECTIVES AND BACKGROUND

NEED SERVED:									
	☑ New	H	Safety	H	Facility Cond.	H	Productivity		
	☐ Replace	M	Mandates	L	Service Def.	M	Tax Base Exp.	H	City Master Pl.
	☐ Rebuild	L	O + M Costs	M	Council Goals	H	Timeliness		Intersection Improvement
	☐ Total-Cost-of-Ownership (TCO) or Life-cycle Cost (LCC) analysis								

DESCRIPTION: Following completion of a 2013 Engineering Study of the Pleasant/Warren/Fruit intersection, the City Council accepted a report outlining improvement options and priorities. In order to maintain acceptable levels of service and traffic and pedestrian safety, staff recommended major intersection reconstruction at this critical location. Endorsed by both the Traffic Operations Committee and the Transportation Policy Advisory Committee, the project proposes a roundabout to replace the existing signalized intersection.

SERVICE IMPACT: Improved traffic level of service, capacity, as well as pedestrian and bike safety at this critical location.

IMPACT IF NOT FUNDED: Continued congestion, limited levels of service, increased traffic accidents, unresolved pedestrian and vehicular safety concerns.

IV PREVIOUS FISCAL YEAR AUTHORIZED: 2015 PREVIOUS AMOUNT:

V. PROJECT USEFUL LIFE (In Years): 25 Expected Bond Term (in Years)

VI. PROJECT FUND SUMMARY

Fund	Type	2020	2021	2022	2023	2024	2025	2026	2027	2028	2029	Ten Years
General	G.O. Bonds	0	0	0	0	0	1,500,000	0	0	0	0	1,500,000
	Total	0	0	0	0	0	1,500,000	0	0	0	0	1,500,000

PROJECT: CD-ENGINEERING SERVICES #570-Pleasant/Warren/Fruit Intersection Round About

VII. PROJECT FUND DETAIL

Fiscal Year	Fund Type	Amount	Action
2025	General G.O. Bonds	1,500,000	Design and construction of a Roundabout.
		$1,500,000	2025 Subtotal
	TOTAL	$1,500,000	

2020-2029
CAPITAL IMPROVEMENT
PROJECT DETAIL

PROJECT: CD-ENGINEERING SERVICES #571-I-393/Horseshoe Pond Drainage Improvements

I. PROJECT TYPE: Storm Sewer

II. LOCATION: I-393/North Main Street/Horseshoe Pond Drainage Area

III. PROJECT OBJECTIVES AND BACKGROUND

NEED SERVED:										
	☑ New	H	Safety	H	Facility Cond.	L	Productivity			
	☐ Replace	M	Mandates	H	Service Def.	N/A	Tax Base Exp.	L	City Master Pl.	
	☑ Rebuild	L	O + M Costs	N/A	Council Goals	H	Timeliness	Other		
	☐ Total-Cost-of-Ownership (TCO) or Life-cycle Cost (LCC) analysis									

DESCRIPTION: Reoccurring flooding at the intersection of I-393 and North Main Street has resulted in private property damage. This project, undertaken with NHDOT and NHDES, shall replace affected drainage systems and is to be performed in multiple phases.

SERVICE IMPACT: Provides long-term solution to drainage problem and eliminates ongoing property damage.

IMPACT IF NOT FUNDED: Without improvement, the drainage area will still be subject to ongoing intermittent flooding and property damage.

IV PREVIOUS FISCAL YEAR AUTHORIZED: 2015 PREVIOUS AMOUNT:

V. PROJECT USEFUL LIFE (In Years): 25 Expected Bond Term (in Years) 20

VI. PROJECT FUND SUMMARY

Fund	Type	2020	2021	2022	2023	2024	2025	2026	2027	2028	2029	Ten Years
General	G.O. Bonds	500,000	0	0	100,000	0	0	0	0	0	0	600,000
Other	State	0	600,000	0	0	0	0	0	0	0	0	600,000
	Total	500,000	600,000	0	100,000	0	0	0	0	0	0	1,200,000

PROJECT: CD-ENGINEERING SERVICES #571-I-393/Horseshoe Pond Drainage Improvements

VII. PROJECT FUND DETAIL

Fiscal Year	Fund Type	Amount	Action
2020	General G.O. Bonds	500,000	Phase 1 - Upgrade the existing 20-inch diameter drainage pipe between I-393 and the Kimball-Jenkins Art School from the I-393/North Main Street intersection to the Pan Am Railroad right-of-way with a 36-inch diameter pipe, and replace the existing catch basin at the I-393/North Main Street intersection of with a large inlet structure and double grates to increase the capacity of this leg of the system. This phase will also include an alternate item upgrading the drainage pipe that runs parallel to the railroad ROW if permission can be secured with Pan Am Railroad.
		$500,000	2020 Subtotal
2021	Other State	600,000	Phase 2 - Design and Construction: Upgrade the drainage system from the terminus of Phase 1 near the railroad tracks to where the drainage system near Stickney Avenue as part of the Storrs Street Extension Project. Phase II will be supported by NHDOT funds to compensate the component of storm water from I-393 that contributes to the flooding at the I-393/North Main Street intersection. This may include constructing and connecting to a new detention basin that NHDOT would construct within the Exit 15 southbound cloverleaf of the I-93.
		$600,000	2021 Subtotal
2023	General G.O. Bonds	100,000	Phase 3 - Design.
		$100,000	2023 Subtotal
	TOTAL	$1,200,000	

2020-2029
CAPITAL IMPROVEMENT
PROJECT DETAIL

PROJECT: CD-ENGINEERING SERVICES #572-Airport Master Plan

I. PROJECT TYPE: Airport

II. LOCATION: Airport

III. PROJECT OBJECTIVES AND BACKGROUND

NEED SERVED:									
	☐ New	N/A	Safety	H	Facility Cond.	L	Productivity		
	☑ Replace	N/A	Mandates	L	Service Def.	M	Tax Base Exp.	H	City Master Pl.
	☐ Rebuild	N/A	O + M Costs	M	Council Goals	M	Timeliness	Airport	

☐ Total-Cost-of-Ownership (TCO) or Life-cycle Cost (LCC) analysis

DESCRIPTION: The current Airport Master Plan was last updated in 2006. Periodic updates are required every 10-20 years in order to plan future capital investments designed to keep the facility viable within the framework of the New England general aviation market.

SERVICE IMPACT: Recommendations will provide focused direction to the city for airport improvements and management structure.

IMPACT IF NOT FUNDED: Application of future Federal grants for airport improvements will be denied if the Master Plan is not current.

IV PREVIOUS FISCAL YEAR AUTHORIZED:

PREVIOUS AMOUNT:

V. PROJECT USEFUL LIFE (In Years): 10

Expected Bond Term (in Years)

VI. PROJECT FUND SUMMARY

Fund	Type	2020	2021	2022	2023	2024	2025	2026	2027	2028	2029	Ten Years
Airport	Capital Transfer	0	0	0	10,554	0	0	0	0	0	0	10,554
Other	Federal	0	0	0	190,000	0	0	0	0	0	0	190,000
Other	State	0	0	0	10,554	0	0	0	0	0	0	10,554
	Total	0	0	0	211,108	0	0	0	0	0	0	211,108

PROJECT: CD-ENGINEERING SERVICES #572-Airport Master Plan

VII. PROJECT FUND DETAIL

Fiscal Year	Fund Type	Amount	Action
2023	Other Federal	190,000	Airport Master Plan Update. Federal share.
	Other State	10,554	State share.
	Airport Capital Transfer	10,554	City share.
		$211,108	2023 Subtotal
	TOTAL	$211,108	

2020-2029
CAPITAL IMPROVEMENT
PROJECT DETAIL

PROJECT: FIRE #573-Fire Department Personnel Protective Equipment

I. PROJECT TYPE: Public Safety

II. LOCATION: All Stations

III. PROJECT OBJECTIVES AND BACKGROUND

NEED SERVED:									
	☐ New	H	Safety	H	Facility Cond.	M	Productivity		
	☑ Replace	L	Mandates	M	Service Def.	N/A	Tax Base Exp.	L	City Master Pl.
	☐ Rebuild	L	O + M Costs	L	Council Goals	M	Timeliness		

☐ Total-Cost-of-Ownership (TCO) or Life-cycle Cost (LCC) analysis

DESCRIPTION: The purpose of this project is to provide funding for routine replacement of Personal Protective Equipment (PPE) for 90 members of the Fire Department. Protective gear typically has a useful life of approximately 6 -10 years. Through a systematic, structured process the City can maintain an adequate reserve of protective clothing for replacement. The Fire Department inspects its protective gear biannually for the purpose of prioritizing replacement needs.

This project also includes systematic replacement of self contained personal breathing apparatus, including 63 Self Contained Breathing Apparatus (SCBA) units and 2 Rapid Intervention (RIT) packs.

SERVICE IMPACT: By funding this project, the City will be able to ensure fire personnel are properly protected and outfitted to carry out fire fighting activities.

IMPACT IF NOT FUNDED: The City's ability to effectively and efficiently respond to fire calls will be reduced and costs of repairing gear will increase. Also, safety of department personnel could be compromised.

IV PREVIOUS FISCAL YEAR AUTHORIZED: PREVIOUS AMOUNT:

V. PROJECT USEFUL LIFE (In Years): 10 Expected Bond Term (in Years)

VI. PROJECT FUND SUMMARY

Fund	Type	2020	2021	2022	2023	2024	2025	2026	2027	2028	2029	Ten Years
General	G.O. Bonds	0	25,000	0	0	0	750,000	30,000	0	0	0	805,000
General	Capital Transfer	25,000	25,000	25,000	30,000	30,000	30,000	30,000	0	0	0	195,000
	Total	25,000	50,000	25,000	30,000	30,000	780,000	60,000	0	0	0	1,000,000

PROJECT: FIRE #573-Fire Department Personnel Protective Equipment

VII. PROJECT FUND DETAIL

Fiscal Year	Fund Type		Amount	Action
2020	General	Capital Transfer	25,000	Systematic replacement of firefighting protective clothing.
			$25,000	2020 Subtotal
2021	General	G.O. Bonds	25,000	Replacement of Active Shooter Personal Protective Equipment.
	General	Capital Transfer	25,000	Systematic replacement of firefighting protective clothing.
			$50,000	2021 Subtotal
2022	General	Capital Transfer	25,000	Systematic replacement of firefighting protective clothing.
			$25,000	2022 Subtotal
2023	General	Capital Transfer	30,000	Systematic replacement of firefighting protective clothing.
			$30,000	2023 Subtotal
2024	General	Capital Transfer	30,000	Systematic replacement of firefighting protective clothing.
			$30,000	2024 Subtotal
2025	General	G.O. Bonds	750,000	Breathing apparatus replacement purchased in FY2015.
	General	Capital Transfer	30,000	Systematic replacement of firefighting protective clothing.
			$780,000	2025 Subtotal
2026	General	G.O. Bonds	30,000	Active Shooter personal protective equipment replacement.
	General	Capital Transfer	30,000	Systematic replacement of firefighting protective clothing.
			$60,000	2026 Subtotal
	TOTAL		$1,000,000	

2020-2029
CAPITAL IMPROVEMENT
PROJECT DETAIL

PROJECT: POLICE - OPERATIONS #575-Police Vehicle & Equipment Replacement

I. PROJECT TYPE: Other Vehicles

II. LOCATION: City Wide

III. PROJECT OBJECTIVES AND BACKGROUND

NEED SERVED:									
	☐ New	H	Safety	H	Facility Cond.	N/A	Productivity		
	☑ Replace	N/A	Mandates	N/A	Service Def.	N/A	Tax Base Exp.	N/A	City Master Pl.
	☐ Rebuild	L	O + M Costs	N/A	Council Goals	M	Timeliness		

☐ Total-Cost-of-Ownership (TCO) or Life-cycle Cost (LCC) analysis

DESCRIPTION: The purpose of this capital project is to provide funding for the routine replacement of Police Department vehicles (excluding parking enforcement vehicles which are addressed in CIP 403). As of April 2014, the City had a total of 25 cruisers, command SUVs, and unmarked vehicles. Prior to FY2015, this item was carried within the City's operating budget.

SERVICE IMPACT: Maintaining a schedule for routine replacement of police department vehicles will ensure that a reliable fleet of modern cruisers and command vehicles exists to serve the community.

IMPACT IF NOT FUNDED: Typically, vehicles are used in the "marked" fleet for approximately 3 years, then transferred to the unmarked fleet for an additional 2 years of use. Without routine replacement, the department will be required to operate with older vehicles which are more susceptible to mechanical failures. This could result in increased maintenance expenses for the City.

IV PREVIOUS FISCAL YEAR AUTHORIZED:

PREVIOUS AMOUNT:

V. PROJECT USEFUL LIFE (In Years):

Expected Bond Term (in Years) 5

VI. PROJECT FUND SUMMARY

Fund	Type	2020	2021	2022	2023	2024	2025	2026	2027	2028	2029	Ten Years
General	G.O. Bonds	80,000	150,000	0	0	0	0	0	0	0	0	230,000
General	Capital Transfer	180,000	180,000	190,000	190,000	200,000	200,000	210,000	210,000	0	0	1,560,000
	Total	260,000	330,000	190,000	190,000	200,000	200,000	210,000	210,000	0	0	1,790,000

PROJECT: POLICE - OPERATIONS #575-Police Vehicle & Equipment Replacement

VII. PROJECT FUND DETAIL

Fiscal Year	Fund Type		Amount	Action
2020	General	Capital Transfer	180,000	Replace 4 vehicles.
	General	G.O. Bonds	80,000	Replace Evidence Van.
			$260,000	2020 Subtotal
2021	General	Capital Transfer	180,000	Replace 4 vehicles.
	General	G.O. Bonds	150,000	Replace Police Command Vehicle.
			$330,000	2021 Subtotal
2022	General	Capital Transfer	190,000	Replace 4 vehicles.
			$190,000	2022 Subtotal
2023	General	Capital Transfer	190,000	Replace 4 vehicles.
			$190,000	2023 Subtotal
2024	General	Capital Transfer	200,000	Replace 4 vehicles.
			$200,000	2024 Subtotal
2025	General	Capital Transfer	200,000	Replace 4 vehicles.
			$200,000	2025 Subtotal
2026	General	Capital Transfer	210,000	Replace 4 vehicles.
			$210,000	2026 Subtotal
2027	General	Capital Transfer	210,000	Replace 4 vehicles.
			$210,000	2027 Subtotal

PROJECT:	POLICE - OPERATIONS	#575-Police Vehicle & Equipment Replacement
TOTAL		$1,790,000

2020-2029
CAPITAL IMPROVEMENT
PROJECT DETAIL

PROJECT: GS-PUBLIC PROPERTIES #576-General Facility Repairs

I. PROJECT TYPE: Public Buildings

II. LOCATION: City Wide

III. PROJECT OBJECTIVES AND BACKGROUND

NEED SERVED:									
	☐ New	M	Safety	H	Facility Cond.	N/A	Productivity		
	☑ Replace	M	Mandates	H	Service Def.	N/A	Tax Base Exp.		City Master Pl.
	☑ Rebuild	M	O + M Costs	N/A	Council Goals	N/A	Timeliness		

☐ Total-Cost-of-Ownership (TCO) or Life-cycle Cost (LCC) analysis

DESCRIPTION: The purpose of this capital project is to finance assorted small capital projects and maintenance activities at City owned buildings.

SERVICE IMPACT: Undertaking small capital projects helps to ensure appropriate maintenance of building systems, thereby helping to reduce long-term maintenance costs and extend the useful life of facilities.

IMPACT IF NOT FUNDED: Repair costs will increase and the functional life of building systems may be reduced, thereby requiring premature replacement at significant cost.

IV PREVIOUS FISCAL YEAR AUTHORIZED:

PREVIOUS AMOUNT:

V. PROJECT USEFUL LIFE (In Years):

Expected Bond Term (in Years) 10

VI. PROJECT FUND SUMMARY

Fund	Type	2020	2021	2022	2023	2024	2025	2026	2027	2028	2029	Ten Years
General	Capital Transfer	0	30,000	30,000	30,000	35,000	35,000	35,000	35,000	35,000	0	265,000
	Total	0	30,000	30,000	30,000	35,000	35,000	35,000	35,000	35,000	0	265,000

VII. PROJECT FUND DETAIL

Fiscal Year	Fund Type	Amount	Action
2021	General Capital Transfer	30,000	Placeholder for future projects.
		$30,000	2021 Subtotal

PROJECT: GS-PUBLIC PROPERTIES #576-General Facility Repairs

2022	General	Capital Transfer	30,000	Placeholder for future projects.
			$30,000	2022 Subtotal
2023	General	Capital Transfer	30,000	Placeholder for future projects.
			$30,000	2023 Subtotal
2024	General	Capital Transfer	35,000	Placeholder for future projects.
			$35,000	2024 Subtotal
2025	General	Capital Transfer	35,000	Placeholder for future projects.
			$35,000	2025 Subtotal
2026	General	Capital Transfer	35,000	Placeholder for future projects.
			$35,000	2026 Subtotal
2027	General	Capital Transfer	35,000	Placeholder for future projects.
			$35,000	2027 Subtotal
2028	General	Capital Transfer	35,000	Placeholder for future projects.
			$35,000	2028 Subtotal
	TOTAL		$265,000	

2020-2029
CAPITAL IMPROVEMENT
PROJECT DETAIL

PROJECT: GS-PUBLIC PROPERTIES #579-Downtown Squares

I. PROJECT TYPE: Downtown

II. LOCATION: Bicentennial Square and Eagle Square

III. PROJECT OBJECTIVES AND BACKGROUND

NEED SERVED:

☐	New		Safety	M	Facility Cond.		Productivity		
☐	Replace		Mandates		Service Def.		Tax Base Exp.		City Master Pl.
☑	Rebuild		O + M Costs		Council Goals		Timeliness		

☐ Total-Cost-of-Ownership (TCO) or Life-cycle Cost (LCC) analysis

DESCRIPTION: The purpose of this project is to fund routine repair and refurbishment of Bicentennial Square and Eagle Square.

SERVICE IMPACT: Routine maintenance and refurbishment will minimize unanticipated costly emergency repairs and extend useful life of these assets.

IMPACT IF NOT FUNDED: Lack of maintenance will result in more expensive repairs and may, in the extreme, necessitate the premature full replacement of this asset. Lack of maintenance may also result in prolonged periods that the squares are closed to the public, thereby resulting in loss of public enjoyment.

IV PREVIOUS FISCAL YEAR AUTHORIZED:

PREVIOUS AMOUNT:

V. PROJECT USEFUL LIFE (In Years):

Expected Bond Term (in Years)

VI. PROJECT FUND SUMMARY

Fund	Type	2020	2021	2022	2023	2024	2025	2026	2027	2028	2029	Ten Years
General	G.O. Bonds	40,000	100,000	25,000	20,000	0	0	0	600,000	0	500,000	1,285,000
	Total	40,000	100,000	25,000	20,000	0	0	0	600,000	0	500,000	1,285,000

VII. PROJECT FUND DETAIL

Fiscal Year	Fund Type	Amount	Action
2020	General G.O. Bonds	20,000	Replace the Eagle Square fountain, pumps, and valves.
	General G.O. Bonds	20,000	Tree and landscape improvements at Bicentennial Square.
		$40,000	2020 Subtotal

PROJECT: GS-PUBLIC PROPERTIES #579-Downtown Squares

2021	General	G.O. Bonds	100,000	Refurbish the stairs at Eagle Square Amphitheater.
			$100,000	2021 Subtotal
2022	General	G.O. Bonds	25,000	Repairs to the fountain at Bicentennial Square.
			$25,000	2022 Subtotal
2023	General	G.O. Bonds	20,000	Tree and landscape improvements at Eagle Square.
			$20,000	2023 Subtotal
2027	General	G.O. Bonds	600,000	Replacement of brick pavers and related infrastructure throughout Bicentennial Square.
			$600,000	2027 Subtotal
2029	General	G.O. Bonds	500,000	Remove and replace concrete amphitheater seating in Eagle Square.
			$500,000	2029 Subtotal
	TOTAL		$1,285,000	

2020-2029
CAPITAL IMPROVEMENT
PROJECT DETAIL

PROJECT: FIRE #583-East Concord Fire Station

I. PROJECT TYPE: Public Buildings

II. LOCATION: East Concord

III. PROJECT OBJECTIVES AND BACKGROUND

NEED SERVED:									
	☑ New	M	Safety		Facility Cond.		Productivity		
	☐ Replace		Mandates	L	Service Def.		Tax Base Exp.		City Master Pl.
	☐ Rebuild	H	O + M Costs		Council Goals	N/A	Timeliness		Long-Range Planning
	☐ Total-Cost-of-Ownership (TCO) or Life-cycle Cost (LCC) analysis								

DESCRIPTION: Design and construction of new East Concord Fire Station based on location study and needs assessment to be completed as part of CIP 252.

SERVICE IMPACT: If deemed necessary by the location study and needs assessment, a new station serving East Concord and, potentially the Heights neighborhood, would provide for improved fire service to the easterly portions of the City, as well as put the City on a better footing to address the needs of potential future population growth in East Concord.

IMPACT IF NOT FUNDED: Emergency services response times and levels of service for East Concord will remain unchanged.

IV PREVIOUS FISCAL YEAR AUTHORIZED:

PREVIOUS AMOUNT:

V. PROJECT USEFUL LIFE (In Years): 50

Expected Bond Term (in Years) 20

VI. PROJECT FUND SUMMARY

Fund	Type	2020	2021	2022	2023	2024	2025	2026	2027	2028	2029	Ten Years
General	G.O. Bonds	0	0	0	0	0	0	0	0	5,000,000	0	5,000,000
	Total	0	0	0	0	0	0	0	0	5,000,000	0	5,000,000

PROJECT: FIRE #583-East Concord Fire Station

VII. PROJECT FUND DETAIL

Fiscal Year	Fund Type	Amount	Action
2028	General G.O. Bonds	5,000,000	Placeholder: Design, construct, and furnish a new fire station in East Concord pending outcome of needs assessment and location studies. New building and furnishings only.
		$5,000,000	2028 Subtotal
	TOTAL	$5,000,000	

2020-2029
CAPITAL IMPROVEMENT
PROJECT DETAIL

PROJECT: REC-GROUNDS #587-Cemetery Improvements

I. PROJECT TYPE: Cemeteries

II. LOCATION: City Cemeteries

III. PROJECT OBJECTIVES AND BACKGROUND

NEED SERVED:									
	☑ New	N/A	Safety	M	Facility Cond.	N/A	Productivity		
	☐ Replace	N/A	Mandates	L	Service Def.	N/A	Tax Base Exp.	N/A	City Master Pl.
	☑ Rebuild	N/A	O + M Costs	N/A	Council Goals	M	Timeliness	Other	
	☐ Total-Cost-of-Ownership (TCO) or Life-cycle Cost (LCC) analysis								

DESCRIPTION: The purpose of this project is to provide funding for routine maintenance and repair of the City's 13 municipal cemeteries. The project also provides funding for cemetery expansion.

SERVICE IMPACT: Periodic investment in cemetery infrastructure will preserve and improve facilities, correct potential liabilities, and maintain community pride in the City's cemeteries. Well maintained facilities also helps the City sell plots within cemeteries.

IMPACT IF NOT FUNDED: Facilities will not be maintained resulting in potential liabilities and decreased community satisfaction with facilities.

IV PREVIOUS FISCAL YEAR AUTHORIZED:

PREVIOUS AMOUNT:

V. PROJECT USEFUL LIFE (In Years): 10

Expected Bond Term (in Years)

VI. PROJECT FUND SUMMARY

Fund	Type	2020	2021	2022	2023	2024	2025	2026	2027	2028	2029	Ten Years
General	G.O. Bonds	60,000	145,000	130,000	70,000	0	100,000	75,000	385,000	0	0	965,000
	Total	60,000	145,000	130,000	70,000	0	100,000	75,000	385,000	0	0	965,000

PROJECT: REC-GROUNDS #587-Cemetery Improvements

VII. PROJECT FUND DETAIL

Fiscal Year	Fund Type	Amount	Action
2020	General G.O. Bonds	60,000	Blossom Hill paving project. Phase 3 of 6.
		$60,000	2020 Subtotal
2021	General G.O. Bonds	50,000	Computer system to convert all paper records to a digital format. New system includes online searchable database and plot plans for all cemeteries.
	General G.O. Bonds	25,000	Replace the three garage doors and main door at the maintenance shop at Blossom Hill Maintenance facility.
	General G.O. Bonds	70,000	Blossom Hill paving project. Phase 4 of 6.
		$145,000	2021 Subtotal
2022	General G.O. Bonds	70,000	Blossom Hill paving project. Phase 5 of 6.
	General G.O. Bonds	60,000	Maple Grove Cemetery. Install 250 linear feet of ornamental fence along Sewalls Falls Road near the driveway for Beaver Meadow School. Currently vehicles queue along Sewalls Falls Road while waiting to access the School during pick-up and drop off times and there is no fencing to protect graves located near the road.
		$130,000	2022 Subtotal
2023	General G.O. Bonds	70,000	Blossom Hill paving project. Phase 6 of 6.
		$70,000	2023 Subtotal
2025	General G.O. Bonds	100,000	Design, construct, and furnish fire proof room for records storage.
		$100,000	2025 Subtotal
2026	General G.O. Bonds	75,000	Blossom Hill Cemetery. Dredge pond, repair granite retaining wall at pond, and install guard rail.
		$75,000	2026 Subtotal
2027	General G.O. Bonds	350,000	Blossom Hill Cemetery. Repair / rebuild historic granite retaining wall in kind which failed in 2016.

PROJECT: REC-GROUNDS #587-Cemetery Improvements

General	G.O. Bonds	35,000	Purchase Columbarium at Blossom Hill Cemetery.
		$385,000	2027 Subtotal
TOTAL		$965,000	

2020-2029
CAPITAL IMPROVEMENT
PROJECT DETAIL

PROJECT: CD-ENGINEERING SERVICES #588-Loudon Road Bridge Improvement Project

I. PROJECT TYPE: Bridges

II. LOCATION: Loudon Road over Merrimack River

III. PROJECT OBJECTIVES AND BACKGROUND

NEED SERVED:										
	☐ New	H	Safety	M	Facility Cond.	H	Productivity			
	☐ Replace	M	Mandates	H	Service Def.	M	Tax Base Exp.	L	City Master Pl.	
	☑ Rebuild	L	O + M Costs	L	Council Goals	H	Timeliness			
	☐ Total-Cost-of-Ownership (TCO) or Life-cycle Cost (LCC) analysis									

DESCRIPTION: A 2015 bridge inspection by the NH Department of Transportation determined that the Loudon Road Bridge had several structural deficiencies. As a result, it was placed on the NH Department of Transportation's "Red List".

This project is intended to address the bridge's structural and operational deficiencies.

This work is also a critical step in NHDOT's plan for the I-93 widening project as it is vital link in the State's traffic control plan detours for reconstruction of the I-393 bridges.

The project will be funded through the State Municipal Bridge Aid Program (80% State, 20% Local) and will be managed by the City.

SERVICE IMPACT: The Loudon Road corridor is a critical transportation link between the easterly and westerly areas of the City across the Merrimack River. Completion of this project will maintain transportation use.

IMPACT IF NOT FUNDED: If not funded, continued deterioration will result in restricted use and eventual closure of the bridge. Significant disruption of regional traffic would likely occur. Not implementing this work will also delay the State's plans to replace the I-393 bridges of I-93.

IV PREVIOUS FISCAL YEAR AUTHORIZED: 2015 PREVIOUS AMOUNT:

V. PROJECT USEFUL LIFE (In Years): 50 Expected Bond Term (in Years)

PROJECT: CD-ENGINEERING SERVICES #588-Loudon Road Bridge Improvement Project

VI. PROJECT FUND SUMMARY

Fund	Type	2020	2021	2022	2023	2024	2025	2026	2027	2028	2029	Ten Years
General	G.O. Bonds	270,000	2,131,000	0	0	0	0	0	0	0	0	2,401,000
Other	State	1,062,000*	8,523,000	0	0	0	0	0	0	0	0	9,585,000
	Total	1,332,000	10,654,000	0	0	0	0	0	0	0	0	11,986,000

VII. PROJECT FUND DETAIL

Fiscal Year	Fund Type	Amount	Action
2020	Other State	1,062,000	Engineering design of deck, rail, and expansion joint repairs/rehabilitation, as well as substructure concrete repairs, etc. $1,330,000 estimated engineering and ROW fees including the State's 80% portion of project costs of $1,062,000 from the Municipal Bridge Aid Funding Program. The remaining 20% of funds are from the City's General Fund Bonds.
	General G.O. Bonds	270,000	Engineering design of deck, rail, and expansion joint repairs/rehabilitation, as well as substructure concrete repairs, etc. $1,330,000 estimated engineering and ROW fees including the City's 20% portion of project costs of $266,000 (then rounded to nearest $5,000 for bonding). The remaining 80% of funds are from Municipal Bridge Aid Funding Program.
		$1,332,000	2020 Subtotal
2021	Other State	8,523,000	Construction of deck, rail, and expansion joint repairs/rehabilitation, as well as substructure concrete repairs, etc. $10,654,000 estimated construction costs including the State's 80% portion of project costs of $8,523,000 from the Municipal Bridge Aid Funding Program. The remaining 20% of funds are from the City's General Fund Bonds.
	General G.O. Bonds	2,131,000	Construction of deck, rail, and expansion joint repairs/rehabilitation, as well as substructure concrete repairs, etc. $10,654,000 estimated construction costs including the City's 20% portion of project costs of $2,131,000. The remaining 80% of funds are from the Municipal Bridge Aid Funding Program.
		$10,654,000	2021 Subtotal
	TOTAL	$11,986,000	

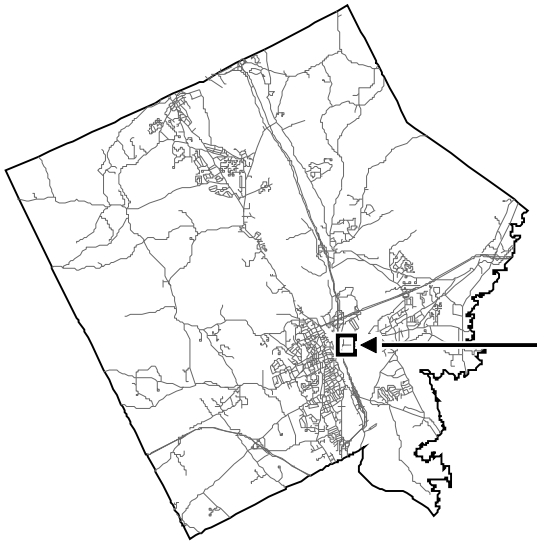

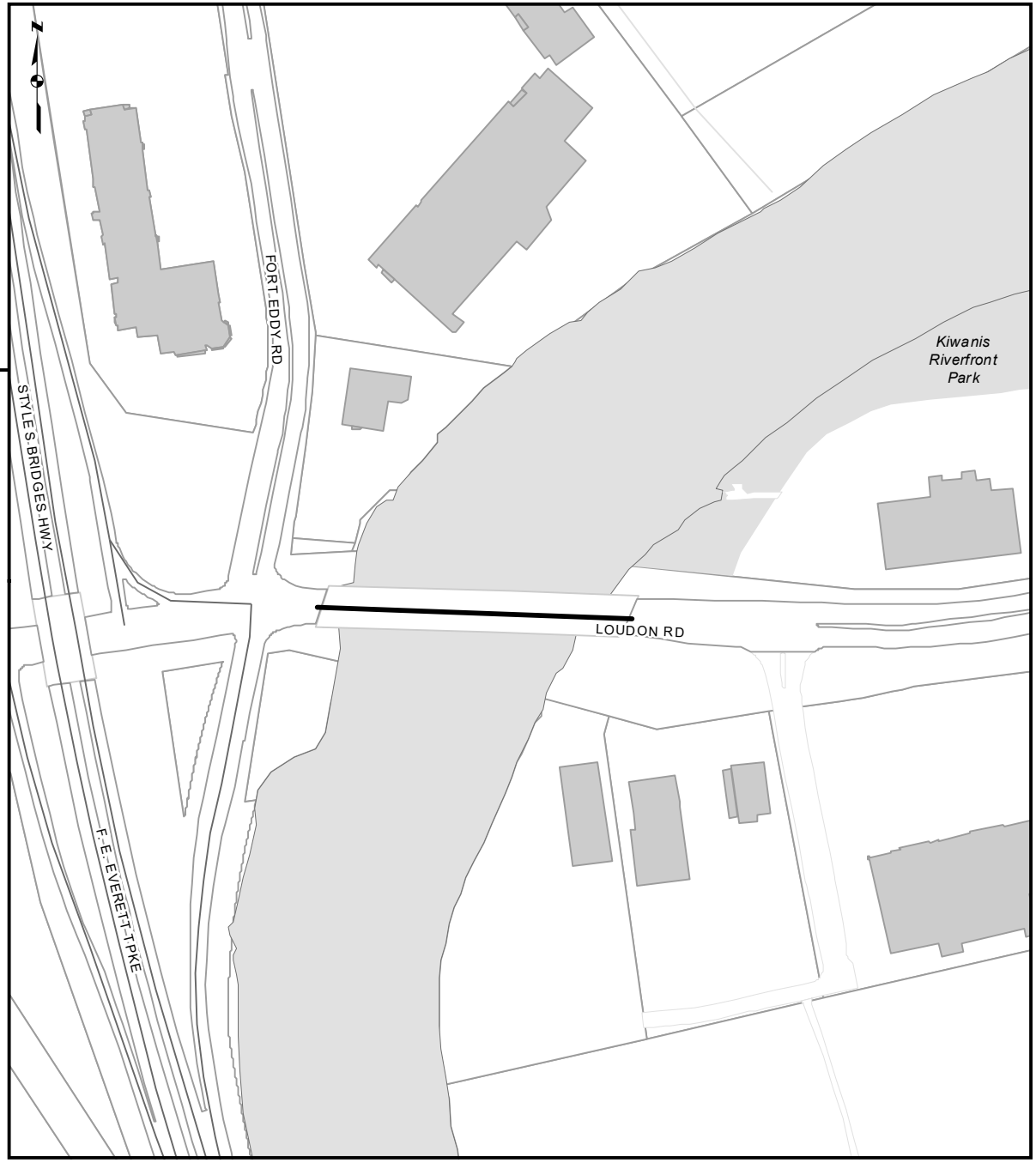

Disclaimer of Mapping Accuracy
Engineering Services Division
City of Concord, New Hampshire

GEOGRAPHIC INFORMATION SYSTEM

This map conforms to the United States National Map Accuracy Standards. It was prepared for use by the City of Concord and uses a database digitized at a scale of 1:1200. Enlargements may produce measurable discrepancies. The City makes no representations or guarantees of its accuracy or its suitability for use other than by the City. Users other than the City, do so at their own risk.

Not to Scale

FY 2020
CIP PROJECT #588

LOUDON ROAD
BRIDGE IMPROVEMENT

2020-2029
CAPITAL IMPROVEMENT
PROJECT DETAIL

PROJECT: CD-ENGINEERING SERVICES #589-Downtown Corridor Streetscape Improvement Project

I. PROJECT TYPE: Downtown

II. LOCATION: Side streets within the Central Business District (CBD) between North Main Street and North State Street and Storrs Street.

III. PROJECT OBJECTIVES AND BACKGROUND

NEED SERVED:									
	☑ New	L	Safety	M	Facility Cond.	N/A	Productivity		
	☐ Replace	N/A	Mandates	M	Service Def.	L	Tax Base Exp.	H	City Master Pl.
	☐ Rebuild	M	O + M Costs	H	Council Goals	L	Timeliness		Economic Development

☐ Total-Cost-of-Ownership (TCO) or Life-cycle Cost (LCC) analysis

DESCRIPTION: The purpose of this project is to design and construct streetscape improvements to side streets within the Downtown Central Business District (CBD), as originally outlined in previous Downtown master plans and studies, as well as a continuation of the streetscape improvements of the 2015/2016 Downtown Complete Streets Improvement Project (CIP 460).

Streetscape improvements to side streets during the 2015/2016 Main Street project were limited. This project will continue streetscape improvements including sidewalks, lighting, and way finding signage along Park Street, Capitol Street, School Street, Warren Street, Depot Street, Hills Avenue, Fayette Street, Thompson Street, Concord Street, and Theatre Street.

SERVICE IMPACT: Improved functionality, safety, as well as aesthetics. Potential tax base expansion through renovation of properties abutting streetscape improvements.

IMPACT IF NOT FUNDED: Continued deterioration of sidewalks and streetscapes resulting in potential safety hazards, less utility, and diminished aesthetic appearance of Downtown Central Business District.

IV PREVIOUS FISCAL YEAR AUTHORIZED: 2015 PREVIOUS AMOUNT:

V. PROJECT USEFUL LIFE (In Years): 20 Expected Bond Term (in Years)

PROJECT: CD-ENGINEERING SERVICES #589-Downtown Corridor Streetscape Improvement Project

VI. PROJECT FUND SUMMARY

Fund	Type	2020	2021	2022	2023	2024	2025	2026	2027	2028	2029	Ten Years
General	G.O. Bonds	0	450,000	620,000	850,000	610,000	450,000	360,000	200,000	380,000	250,000	4,170,000
	Total	0	450,000	620,000	850,000	610,000	450,000	360,000	200,000	380,000	250,000	4,170,000

VII. PROJECT FUND DETAIL

Fiscal Year	Fund Type	Amount	Action
2021	General G.O. Bonds	450,000	Warren Street. Design and construction of streetscape improvements. The final design will incorporate the streetscape vocabulary of the Main Street improvements along Warren Street (Main to State) with particular focus on the entrances to Bicentennial Square and the entrance to Capital Plaza and the School Street Parking Garage.
		$450,000	2021 Subtotal
2022	General G.O. Bonds	620,000	Park Street. Design and construction of streetscape improvements. The final design will incorporate the streetscape vocabulary of the Main Street improvements along Park Street (Main to State) with particular focus on the entrances to City Plaza.
		$620,000	2022 Subtotal
2023	General G.O. Bonds	850,000	Capitol Street. Design and construction of streetscape improvements. The final design will incorporate the streetscape vocabulary of the Main Street improvements along Capitol Street (Main to State) with particular focus on the entrances to City Plaza and Evans Lane.
		$850,000	2023 Subtotal
2024	General G.O. Bonds	610,000	School Street. Design and construction of streetscape improvements. The final design will incorporate the streetscape vocabulary of the Main Street improvements along School Street (Main to State) with particular focus on the entrances to Evans Lane and the School Street Parking Garage.
		$610,000	2024 Subtotal
2025	General G.O. Bonds	450,000	Concord Street. Design and construction of streetscape improvements. The final design will incorporate the streetscape vocabulary of the Main Street improvements along Concord Street (Main to State).
		$450,000	2025 Subtotal

PROJECT: CD-ENGINEERING SERVICES #589-Downtown Corridor Streetscape Improvement Project

2026	General	G.O. Bonds	360,000	Depot Street. Design and construction of streetscape improvements. The final design will incorporate the streetscape vocabulary of the Main Street improvements along Depot Street with particular focus on the entrances to Low Avenue and Kennedy Lane.
			$360,000	2026 Subtotal
2027	General	G.O. Bonds	200,000	Fayette Street. Design and construction of streetscape improvements. The final design will incorporate the streetscape vocabulary of the Main Street improvements along Fayette Street (Main to State).
			$200,000	2027 Subtotal
2028	General	G.O. Bonds	200,000	Theatre Street. Design and construction of streetscape improvements. The final design will incorporate the streetscape vocabulary of the Main Street improvements along Theatre Street.
	General	G.O. Bonds	180,000	Hills Avenue. Design and construction of streetscape improvements. The final design will incorporate the streetscape vocabulary of the Main Street improvements along Hills Avenue with particular focus on the entrances to public parking areas and the Storrs Street Parking Garage.
			$380,000	2028 Subtotal
2029	General	G.O. Bonds	250,000	Thompson Street. Design and construction of streetscape improvements. The final design will incorporate the streetscape vocabulary of the Main Street improvements along Thompson Street (Main to State) with particular focus on the entrances to the abutting City development parcels.
			$250,000	2029 Subtotal
	TOTAL		$4,170,000	

2020-2029
CAPITAL IMPROVEMENT
PROJECT DETAIL

PROJECT: CD-ENGINEERING SERVICES #590-Downtown Civic District Sidewalk Replacement

I. PROJECT TYPE: Downtown

II. LOCATION: Various locations between City Hall and State House, bounded approximately by Center Street, Green Street, School Street, and North State Street.

III. PROJECT OBJECTIVES AND BACKGROUND

NEED SERVED:									
	☐ New	M	Safety	M	Facility Cond.	N/A	Productivity		
	☐ Replace	L	Mandates	M	Service Def.	L	Tax Base Exp.	L	City Master Pl.
	☑ Rebuild	L	O + M Costs	L	Council Goals	L	Timeliness		

☐ Total-Cost-of-Ownership (TCO) or Life-cycle Cost (LCC) analysis

DESCRIPTION: The purpose of this project is to reconstruct concrete sidewalks within the Downtown Civic District bounded approximately by Center Street, Green Street, School Street, and North State Street. Sidewalk improvements include reconstruction of existing concrete sidewalks with accessible ramps and the addition of way finding signage. Improvements and signage will be consistent with the streetscape improvements of the 2015/2016 Downtown Complete Streets Improvement Project (CIP 460).

SERVICE IMPACT: Improved use and appearance of downtown sidewalks will provide a safe and accessible walking surface for pedestrians.

IMPACT IF NOT FUNDED: Continued deterioration of sidewalk conditions will occur, resulting in potential hazards and increased repair costs in the future.

IV PREVIOUS FISCAL YEAR AUTHORIZED: 2015 PREVIOUS AMOUNT:

V. PROJECT USEFUL LIFE (In Years): Expected Bond Term (in Years)

VI. PROJECT FUND SUMMARY

Fund	Type	2020	2021	2022	2023	2024	2025	2026	2027	2028	2029	Ten Years
General	G.O. Bonds	0	0	750,000	0	0	0	0	0	0	0	750,000
	Total	0	0	750,000	0	0	0	0	0	0	0	750,000

PROJECT: CD-ENGINEERING SERVICES #590-Downtown Civic District Sidewalk Replacement

VII. PROJECT FUND DETAIL

Fiscal Year	Fund Type	Amount	Action
2022	General G.O. Bonds	750,000	Design and construction of sidewalk replacement within the Downtown Civic District. The final design will incorporate the sidewalk and streetscape design details from the Main Street improvements including way finding signage.
		$750,000	2022 Subtotal
	TOTAL	$750,000	

2020-2029
CAPITAL IMPROVEMENT
PROJECT DETAIL

PROJECT: FIRE #594-New Central Fire Station

I. PROJECT TYPE: Public Buildings

II. LOCATION: To be determined

III. PROJECT OBJECTIVES AND BACKGROUND

NEED SERVED:									
	☐ New	M	Safety	M	Facility Cond.	M	Productivity		
	☑ Replace		Mandates	L	Service Def.	N/A	Tax Base Exp.		City Master Pl.
	☐ Rebuild	H	O + M Costs		Council Goals	M	Timeliness		Long-Range Planning
	☐ Total-Cost-of-Ownership (TCO) or Life-cycle Cost (LCC) analysis								

DESCRIPTION: The purpose of this project is to construct a new Central Fire Station in order to replace the current 1977 facility.

The current facility is nearing the end of its useful life. The most recent apparatus purchase (Tower 1) was custom built with clearances of approximately 3 inches from the top of the truck to the door frame and approximately 6 inches at the rear of the truck to the wall and 6 inches at the front of the truck to the bay door. The current facility does not have sufficient area for expansion to accommodate additional vehicles, or larger apparatus, as might be needed in the future.

SERVICE IMPACT:

IMPACT IF NOT FUNDED: Ability to properly store vehicles and equipment will be compromised as physical dimensions of size of apparatus continuously get larger in the future.

IV PREVIOUS FISCAL YEAR AUTHORIZED:

PREVIOUS AMOUNT:

V. PROJECT USEFUL LIFE (In Years): 50

Expected Bond Term (in Years)

VI. PROJECT FUND SUMMARY

Fund	Type	2020	2021	2022	2023	2024	2025	2026	2027	2028	2029	Ten Years
General	G.O. Bonds	0	0	0	0	0	0	0	5,000,000	0	0	5,000,000
	Total	0	0	0	0	0	0	0	5,000,000	0	0	5,000,000

PROJECT: FIRE #594-New Central Fire Station

VII. PROJECT FUND DETAIL

Fiscal Year	Fund Type	Amount	Action
2027	General G.O. Bonds	5,000,000	Placeholder: Construct and furnish a new Central Fire Station pending outcome of needs assessment and location studies. New building and furnishings only.
		$5,000,000	2027 Subtotal
	TOTAL	$5,000,000	

2020-2029
CAPITAL IMPROVEMENT
PROJECT DETAIL

PROJECT: POLICE - OPERATIONS #595-Parking Meters

I. PROJECT TYPE: Parking

II. LOCATION: City wide

III. PROJECT OBJECTIVES AND BACKGROUND

NEED SERVED:

☑ New	N/A	Safety	H	Facility Cond.	H	Productivity			
☑ Replace	N/A	Mandates	H	Service Def.	N/A	Tax Base Exp.	H	City Master Pl.	
☑ Rebuild	H	O + M Costs	N/A	Council Goals	N/A	Timeliness			

☐ Total-Cost-of-Ownership (TCO) or Life-cycle Cost (LCC) analysis

DESCRIPTION: Project replaces CIP 586. The purpose of this project is to provide funding for maintenance, repair, replacement, and expansion of the City's parking meter system. As of April 2017, the City had 85 Kiosk Units and 375 single space mechanical meters in service which supported approximately 1,223 metered spaces comprised of approximately 408 metered spaces in garages, 49 metered spaces in parking lots, and 766 on-street metered spaces.

SERVICE IMPACT: Routine repair and replacement of parking meters is critical in order to insure that the City maintains customer satisfaction and user friendliness for the parking system while, simultaneously, not losing opportunities to generate revenues for the Parking Fund. Periodic expansion of the meter network is also important to appropriately manage this important resource, as well as generate new revenues to help keep the system financially solvent in the long-term.

IMPACT IF NOT FUNDED: Equipment will become increasingly unreliable. Mechanical failures will result in lost revenues and increased customer frustrations.

IV PREVIOUS FISCAL YEAR AUTHORIZED:

PREVIOUS AMOUNT:

V. PROJECT USEFUL LIFE (In Years): 10

Expected Bond Term (in Years) 10

VI. PROJECT FUND SUMMARY

Fund	Type	2020	2021	2022	2023	2024	2025	2026	2027	2028	2029	Ten Years
Parking	Capital Transfer	6,000	7,000	14,500	8,000	8,000	9,000	9,000	10,000	10,000	10,000	91,500
Parking	G.O. Bonds	345,000	365,000	260,000	0	0	0	0	0	0	0	970,000
	Total	351,000	372,000	274,500	8,000	8,000	9,000	9,000	10,000	10,000	10,000	1,061,500

PROJECT: POLICE - OPERATIONS #595-Parking Meters

VII. PROJECT FUND DETAIL

Fiscal Year	Fund Type	Amount	Action
2020	Parking G.O. Bonds	255,000	Phase 2 Meter Expansion. Purchase and install 258 +/- smart meters in accordance with Strategic Plan. Locations include: South State (Wall to Concord); Wall Street (South State to South); Chesley Street (Pleasant to Wall); South Street (Wall to Thompson); South Spring (Pleasant to Marshall); North State (Centre to Chapel, east side only), Montgomery Street (North State to Court), Court Street (North Main to North State), North Main (Pitman to Court Street).
	Parking G.O. Bonds	90,000	Storrs Street meter expansion (Theatre to South Main Street). 60 Spaces. Storrs Street meter expansion (Dixon Ave to Holiday Inn) as discussed during approval of Granite Center Redevelopment Project at Dixon Ave. 20 Spaces.
	Parking Capital Transfer	6,000	Meter maintenance.
		$351,000	2020 Subtotal
2021	Parking G.O. Bonds	365,000	Replace 375 single space mechanical meters with smart meters.
	Parking Capital Transfer	7,000	Meter maintenance.
		$372,000	2021 Subtotal
2022	Parking G.O. Bonds	260,000	Upgrade 85 kiosk units put into service in 2010, as well as 2015-2016 during the Complete Streets Project, to new vendor selected for smart meters. Kiosk housings to remain the same; however internal components and face plates shall be replaced.
	Parking Capital Transfer	7,500	Meter maintenance.
	Parking Capital Transfer	7,000	Reprogram meters for rate increase effective July 1, 2022 (FY2023) per Strategic Plan.
		$274,500	2022 Subtotal
2023	Parking Capital Transfer	8,000	Meter maintenance.
		$8,000	2023 Subtotal
2024	Parking Capital Transfer	8,000	Meter maintenance.
		$8,000	2024 Subtotal

PROJECT: POLICE - OPERATIONS #595-Parking Meters

2025	Parking	Capital Transfer	9,000	Meter maintenance.
			$9,000	2025 Subtotal
2026	Parking	Capital Transfer	9,000	Meter maintenance.
			$9,000	2026 Subtotal
2027	Parking	Capital Transfer	10,000	Meter maintenance.
			$10,000	2027 Subtotal
2028	Parking	Capital Transfer	10,000	Meter maintenance.
			$10,000	2028 Subtotal
2029	Parking	Capital Transfer	10,000	Meter maintenance.
			$10,000	2029 Subtotal
	TOTAL		$1,061,500	

2020-2029
CAPITAL IMPROVEMENT
PROJECT DETAIL

PROJECT: POLICE - OPERATIONS #596-Surface Lots

I. PROJECT TYPE: Parking

II. LOCATION: City wide

III. PROJECT OBJECTIVES AND BACKGROUND

NEED SERVED:									
	☐ New	H	Safety	H	Facility Cond.	M	Productivity		
	☑ Replace	N/A	Mandates	H	Service Def.	N/A	Tax Base Exp.	H	City Master Pl.
	☑ Rebuild	N/A	O + M Costs	N/A	Council Goals	N/A	Timeliness	Parking	
	☐ Total-Cost-of-Ownership (TCO) or Life-cycle Cost (LCC) analysis								

DESCRIPTION: The purpose of this project is to provide funding for the repair, replacement, or expansion of the City's 9 municipal parking lots.

SERVICE IMPACT: Appropriately maintained parking lots will minimize or reduce potential liabilities, encourage use by the public, and maintain revenues for the City's Parking Func

IMPACT IF NOT FUNDED: Parking lots will continue to deteriorate, thereby increasing annual operating and maintenance costs. Drainage infrastructure within parking lots will continue to deteriorate thereby causing potential liability to City.

IV PREVIOUS FISCAL YEAR AUTHORIZED:

PREVIOUS AMOUNT:

V. PROJECT USEFUL LIFE (In Years):

Expected Bond Term (in Years)

VI. PROJECT FUND SUMMARY

Fund	Type	2020	2021	2022	2023	2024	2025	2026	2027	2028	2029	Ten Years
Parking	G.O. Bonds	0	0	50,000	0	0	0	435,000	695,000	105,000	0	1,285,000
	Total	0	0	50,000	0	0	0	435,000	695,000	105,000	0	1,285,000

VII. PROJECT FUND DETAIL

Fiscal Year	Fund Type	Amount	Action
2022	Parking G.O. Bonds	50,000	Financial contribution towards reconstruction and expansion of the Canal Street Parking Lot. Balance of project included in CIP 567 Penacook Riverfront Park and funded by Penacook Village Tax Increment Finance District. Project subject to redevelopment of the former Allied Leather Tannery Property.

PROJECT:	POLICE - OPERATIONS		#596-Surface Lots	
			$50,000	2022 Subtotal
2026	Parking	G.O. Bonds	435,000	Reconstruction of the Police Department parking lot.
			$435,000	2026 Subtotal
2027	Parking	G.O. Bonds	425,000	Reconstruction of the City Hall / Auditorium parking lot.
	Parking	G.O. Bonds	185,000	Reconstruction of the Library parking lot.
	Parking	G.O. Bonds	85,000	Mill and pave Storrs Street Parking Lot (beneath Loudon Road overpass).
			$695,000	2027 Subtotal
2028	Parking	G.O. Bonds	105,000	Reconstruction of the McKee Square parking lot.
			$105,000	2028 Subtotal
	TOTAL		$1,285,000	

2020-2029
CAPITAL IMPROVEMENT
PROJECT DETAIL

PROJECT: POLICE - OPERATIONS #597-Parking Beacons

I. PROJECT TYPE: Parking

II. LOCATION: City Wide

III. PROJECT OBJECTIVES AND BACKGROUND

NEED SERVED:									
	☑ New	H	Safety	N/A	Facility Cond.	N/A	Productivity		
	☐ Replace	N/A	Mandates	N/A	Service Def.	N/A	Tax Base Exp.	H	City Master Pl.
	☐ Rebuild	L	O + M Costs	N/A	Council Goals	N/A	Timeliness		
	☐ Total-Cost-of-Ownership (TCO) or Life-cycle Cost (LCC) analysis								

DESCRIPTION: This project provides funding for the installation, repair, and replacement of "Winter Parking Ban Beacons" and related signage on City owned and maintained traffic signals at key intersections throughout the City.

SERVICE IMPACT: Installation of beacons, similar to those used in Nashua NH and Manchester NH, will help to inform the public about parking bans, thereby improving communications and minimizing frustration for city residents.

IMPACT IF NOT FUNDED: Less informed citizenry resulting in frustration for the public, as well as less efficient snow removal operations as a result of vehicles left on streets.

IV PREVIOUS FISCAL YEAR AUTHORIZED: PREVIOUS AMOUNT:

V. PROJECT USEFUL LIFE (In Years): 10 Expected Bond Term (in Years) 10

VI. PROJECT FUND SUMMARY

Fund	Type	2020	2021	2022	2023	2024	2025	2026	2027	2028	2029	Ten Years
Parking	G.O. Bonds	0	0	0	150,000	0	0	0	0	0	0	150,000
Parking	Capital Transfer	0	0	0	0	10,000	10,000	10,000	10,000	10,000	0	50,000
	Total	0	0	0	150,000	10,000	10,000	10,000	10,000	10,000	0	200,000

PROJECT: POLICE - OPERATIONS #597-Parking Beacons

VII. PROJECT FUND DETAIL

Fiscal Year	Fund Type		Amount	Action
2023	Parking	G.O. Bonds	150,000	Purchase and install no parking strobe beacons and related signage for 24 intersections.
			$150,000	2023 Subtotal
2024	Parking	Capital Transfer	10,000	Parking beacon maintenance.
			$10,000	2024 Subtotal
2025	Parking	Capital Transfer	10,000	Parking beacon maintenance.
			$10,000	2025 Subtotal
2026	Parking	Capital Transfer	10,000	Parking beacon maintenance.
			$10,000	2026 Subtotal
2027	Parking	Capital Transfer	10,000	Parking beacon maintenance.
			$10,000	2027 Subtotal
2028	Parking	Capital Transfer	10,000	Parking beacon maintenance.
			$10,000	2028 Subtotal
	TOTAL		$200,000	

2020-2029
CAPITAL IMPROVEMENT
PROJECT DETAIL

PROJECT: POLICE - OPERATIONS #598-TASER Replacement

I. PROJECT TYPE: Public Safety

II. LOCATION:

III. PROJECT OBJECTIVES AND BACKGROUND

NEED SERVED:

☑ New	M	Safety	N/A	Facility Cond.	N/A	Productivity			
☑ Replace	N/A	Mandates	H	Service Def.	N/A	Tax Base Exp.	N/A	City Master Pl.	
☐ Rebuild	H	O + M Costs	N/A	Council Goals	M	Timeliness			

☐ Total-Cost-of-Ownership (TCO) or Life-cycle Cost (LCC) analysis

DESCRIPTION: The purpose of this project is to establish a capital improvement program for replacement of the Police Department's TASER units.

Taser's have a useful life span of five years and will need replacement once this life span has been reached.

SERVICE IMPACT:

IMPACT IF NOT FUNDED: Unreliable Tasers could jeopardize the safety of officers and the general public.

IV PREVIOUS FISCAL YEAR AUTHORIZED:

PREVIOUS AMOUNT:

V. PROJECT USEFUL LIFE (In Years): 10

Expected Bond Term (in Years)

VI. PROJECT FUND SUMMARY

Fund	Type	2020	2021	2022	2023	2024	2025	2026	2027	2028	2029	Ten Years
General	G.O. Bonds	0	0	0	50,000	50,000	0	0	0	0	0	100,000
	Total	0	0	0	50,000	50,000	0	0	0	0	0	100,000

PROJECT: POLICE - OPERATIONS #598-TASER Replacement

VII. PROJECT FUND DETAIL

Fiscal Year	Fund Type	Amount	Action
2023	General G.O. Bonds	50,000	Phase 1 of 2 - Replace TASER units purchased in FY 2018.
		$50,000	2023 Subtotal
2024	General G.O. Bonds	50,000	Phase 1 of 2 - Replace TASER units purchased in FY 2019.
		$50,000	2024 Subtotal
	TOTAL	$100,000	

2020-2029
CAPITAL IMPROVEMENT
PROJECT DETAIL

PROJECT: CD-COMMUNITY PLANNING #599-Zoning Update

I. PROJECT TYPE: Community Planning/Implementation

II. LOCATION: City Wide

III. PROJECT OBJECTIVES AND BACKGROUND

NEED SERVED:									
	☐ New	N/A	Safety	N/A	Facility Cond.	N/A	Productivity		
	☐ Replace	N/A	Mandates	H	Service Def.	L	Tax Base Exp.	M	City Master Pl.
	☐ Rebuild	N/A	O + M Costs	M	Council Goals	M	Timeliness		Economic Development

☐ Total-Cost-of-Ownership (TCO) or Life-cycle Cost (LCC) analysis

DESCRIPTION: The current trend in Planning is to shift the regulatory focus away from land use based zoning to form-based zoning, the intent of which is to enhance the appearance and character of the community rather than tightly control land uses. The purpose of this project is to utilize these methods to update Concord's Zoning Ordinance to a Form Based Code template, create new Form Based Code Districts, particularly for downtown Concord and Penacook Village, and minimize the need for zoning variances in both commercial and residential districts. The project will include community outreach, as well as planning for future form based districts.

SERVICE IMPACT: The revision of the ordinance is intended to improve the development review and approval process, encourage redevelopment, and minimize the need for variances for both residential and nonresidential property owners. It should also simplify and enhance the ordinance by making it a more engaging and user friendly document.

IMPACT IF NOT FUNDED: Implementing solutions to improve the development process and potentially spur redevelopment will be delayed. In addition, an incremental piecemeal approach for updating the ordinances and regulations, which would likely prove to be more expensive in the long-term, would need to be pursued.

IV PREVIOUS FISCAL YEAR AUTHORIZED:

PREVIOUS AMOUNT:

V. PROJECT USEFUL LIFE (In Years): 20

Expected Bond Term (in Years) 1

VI. PROJECT FUND SUMMARY

Fund	Type	2020	2021	2022	2023	2024	2025	2026	2027	2028	2029	Ten Years
General	Capital Transfer	0	0	0	0	60,000	0	0	0	0	0	60,000
	Total	0	0	0	0	60,000	0	0	0	0	0	60,000

PROJECT: CD-COMMUNITY PLANNING #599-Zoning Update

VII. PROJECT FUND DETAIL

Fiscal Year	Fund Type	Amount	Action
2024	General Capital Transfer	60,000	Potential expansion of Form Based Code Zoning Regulations pending the outcome of Form Based Code amendments undertake during FY2018/2019.
		$60,000	2024 Subtotal
	TOTAL	$60,000	

2020-2029
CAPITAL IMPROVEMENT
PROJECT DETAIL

PROJECT: CD-COMMUNITY PLANNING #600-Impact Fee Ordinance Update

I. PROJECT TYPE: Street Corridor Improvements

II. LOCATION: City Wide

III. PROJECT OBJECTIVES AND BACKGROUND

NEED SERVED:									
	☐ New	N/A	Safety	N/A	Facility Cond.	N/A	Productivity		
	☐ Replace	L	Mandates	L	Service Def.	N/A	Tax Base Exp.	L	City Master Pl.
	☐ Rebuild	N/A	O + M Costs	M	Council Goals	L	Timeliness		Public Facilities
	☐ Total-Cost-of-Ownership (TCO) or Life-cycle Cost (LCC) analysis								

DESCRIPTION: These funds are intended to update the methodology used in the Impact Fee Ordinance. The current Impact Fee Ordinance was adopted in 2001 and is based on outdated figures, including Census data and industry standards. The methodology used in the current ordinance has not been updated since its inception in 2001. The impact fee unit rates have been increased periodically over the years for inflation.

SERVICE IMPACT: The update will ensure that the City's impact fee unit rates are appropriate and in line with adjacent communities.

IMPACT IF NOT FUNDED: Potential legal challenges and the potential for taxpayers to shoulder more than their fair share of facility improvements used by new development.

IV PREVIOUS FISCAL YEAR AUTHORIZED:

PREVIOUS AMOUNT:

V. PROJECT USEFUL LIFE (In Years): 10

Expected Bond Term (in Years)

VI. PROJECT FUND SUMMARY

Fund	Type	2020	2021	2022	2023	2024	2025	2026	2027	2028	2029	Ten Years
General	Capital Transfer	0	0	0	0	0	0	0	0	20,000	0	20,000
	Total	0	0	0	0	0	0	0	0	20,000	0	20,000

PROJECT: CD-COMMUNITY PLANNING #600-Impact Fee Ordinance Update

VII. PROJECT FUND DETAIL

Fiscal Year	Fund Type	Amount	Action
2028	General Capital Transfer	20,000	Impact Fee Ordinance update.
		$20,000	2028 Subtotal
	TOTAL	$20,000	

2020-2029
CAPITAL IMPROVEMENT
PROJECT DETAIL

PROJECT: CD-COMMUNITY PLANNING #601-Design Guidelines Update

I. PROJECT TYPE: Community Planning/Implementation

II. LOCATION: City Wide

III. PROJECT OBJECTIVES AND BACKGROUND

NEED SERVED:										
	☐ New	N/A	Safety	N/A	Facility Cond.	N/A	Productivity			
	☐ Replace	N/A	Mandates	N/A	Service Def.	N/A	Tax Base Exp.	L	City Master Pl.	
	☐ Rebuild	N/A	O + M Costs	M	Council Goals	N/A	Timeliness	Other		
	☐ Total-Cost-of-Ownership (TCO) or Life-cycle Cost (LCC) analysis									

DESCRIPTION: Architectural Design Review is required by the Planning Board as part of major site plan applications. The City's current Architectural Design Guidelines were adopted in 1990 and are very outdated. The Architectural Design Review Committee and Planning Board currently have no definitive guide for reviewing applications, other than subjective determinations of neighborhood or corridor compatibility. The updated guidelines should provide more objective criteria for granting approvals.

SERVICE IMPACT: Updated Design Review Guidelines will provide better direction for applicants with regard to layout, design, and architectural features, for proposed developments thereby improving consistency and predictability for applicants with regard to the City's development permitting processes.

IMPACT IF NOT FUNDED: The design review and approval process will continue to be characterized by more subjective and potentially inconsistent determinations.

IV PREVIOUS FISCAL YEAR AUTHORIZED:

PREVIOUS AMOUNT:

V. PROJECT USEFUL LIFE (In Years): 10

Expected Bond Term (in Years)

VI. PROJECT FUND SUMMARY

Fund	Type	2020	2021	2022	2023	2024	2025	2026	2027	2028	2029	Ten Years
General	Capital Transfer	0	0	0	30,000	0	0	0	0	0	0	30,000
	Total	0	0	0	30,000	0	0	0	0	0	0	30,000

PROJECT: CD-COMMUNITY PLANNING #601-Design Guidelines Update

VII. PROJECT FUND DETAIL

Fiscal Year	Fund Type	Amount	Action
2023	General Capital Transfer	30,000	The existing Design Guidelines are very outdated and need to be significantly revised to assist property owners, developers and City Boards and Committees with less subjective decision making. While this is a pressing concern, the specific need and content of the Design Guidelines may not be clear until the zoning update and Master Plan projects are complete.
		$30,000	2023 Subtotal
	TOTAL	$30,000	

2020-2029
CAPITAL IMPROVEMENT
PROJECT DETAIL

PROJECT: CD-ENGINEERING SERVICES #602-Iron Works Road Bridge Replacement Project

I. PROJECT TYPE: Bridges

II. LOCATION: Iron Works Road over Turkey River

III. PROJECT OBJECTIVES AND BACKGROUND

NEED SERVED:									
	☐ New	H	Safety	H	Facility Cond.	N/A	Productivity		
	☑ Replace	H	Mandates	H	Service Def.	N/A	Tax Base Exp.		City Master Pl.
	☐ Rebuild	N/A	O + M Costs	L	Council Goals	M	Timeliness		

☐ Total-Cost-of-Ownership (TCO) or Life-cycle Cost (LCC) analysis

DESCRIPTION: The purpose of this project is to replace the existing bridge on Iron Works Road over the Turkey River. The present deck, superstructure, and substructure are in poor condition due to a number of structurally deficient components. This bridge is municipally owned and is eligible for State Municipal Bridge Aid Program funds (80% State, 20% Local).

SERVICE IMPACT: Continued use for public travel. Replacement bridge to meet all current standards.

IMPACT IF NOT FUNDED: If the bridge is not repaired / replaced, it could become subject to load restrictions or closure.

IV PREVIOUS FISCAL YEAR AUTHORIZED: 2017 PREVIOUS AMOUNT:

V. PROJECT USEFUL LIFE (In Years): 50 Expected Bond Term (in Years) 20

VI. PROJECT FUND SUMMARY

Fund	Type	2020	2021	2022	2023	2024	2025	2026	2027	2028	2029	Ten Years
Other	State	0	0	0	0	0	0	1,600,000	0	0	0	1,600,000
General	G.O. Bonds	0	0	0	0	0	0	400,000	0	0	0	400,000
	Total	0	0	0	0	0	0	2,000,000	0	0	0	2,000,000

PROJECT: CD-ENGINEERING SERVICES #602-Iron Works Road Bridge Replacement Project

VII. PROJECT FUND DETAIL

Fiscal Year	Fund Type	Amount	Action
2026	Other State	1,600,000	Design and construction of new bridge. State share (80%) of total project cost.
	General G.O. Bonds	400,000	City share (20%) of total project cost.
		$2,000,000	2026 Subtotal
	TOTAL	$2,000,000	

2020-2029
CAPITAL IMPROVEMENT
PROJECT DETAIL

PROJECT: CD-ENGINEERING SERVICES #603-Washington Street Bridge Replacement Project

I. PROJECT TYPE: Bridges

II. LOCATION: Washington Street (P) over the Canal Inlet

III. PROJECT OBJECTIVES AND BACKGROUND

NEED SERVED:									
	☐ New	H	Safety	H	Facility Cond.	N/A	Productivity		
	☑ Replace	H	Mandates	H	Service Def.	N/A	Tax Base Exp.	L	City Master Pl.
	☐ Rebuild	N/A	O + M Costs	N/A	Council Goals	H	Timeliness		

☐ Total-Cost-of-Ownership (TCO) or Life-cycle Cost (LCC) analysis

DESCRIPTION: The purpose of this project is to repair the existing bridge on Washington Street in Penacook Village over the Canal Inlet at the Contoocook River. The present substructure and bearings are in serious condition and in need of immediate repair. This bridge is municipally owned and at this time is not eligible for State Municipal Bridge Aid Program funds.

SERVICE IMPACT: Continued use for public travel. Repairs to bridge are required to meet current standards.

IMPACT IF NOT FUNDED: If the bridge is not repaired / replaced, it could become subject to load restrictions or closure.

IV PREVIOUS FISCAL YEAR AUTHORIZED: 2017 PREVIOUS AMOUNT:

V. PROJECT USEFUL LIFE (In Years): 20 Expected Bond Term (in Years) 20

VI. PROJECT FUND SUMMARY

Fund	Type	2020	2021	2022	2023	2024	2025	2026	2027	2028	2029	Ten Years
General	G.O. Bonds	220,000	740,000	0	0	0	0	0	0	0	0	960,000
	Total	220,000	740,000	0	0	0	0	0	0	0	0	960,000

PROJECT: CD-ENGINEERING SERVICES #603-Washington Street Bridge Replacement Project

VII. PROJECT FUND DETAIL

Fiscal Year	Fund Type	Amount	Action
2020	General G.O. Bonds	220,000	Design of bridge repairs in order to address seriously deteriorated bridge substructure.
		$220,000	2020 Subtotal
2021	General G.O. Bonds	740,000	Construction of bridge repairs.
		$740,000	2021 Subtotal
	TOTAL	$960,000	

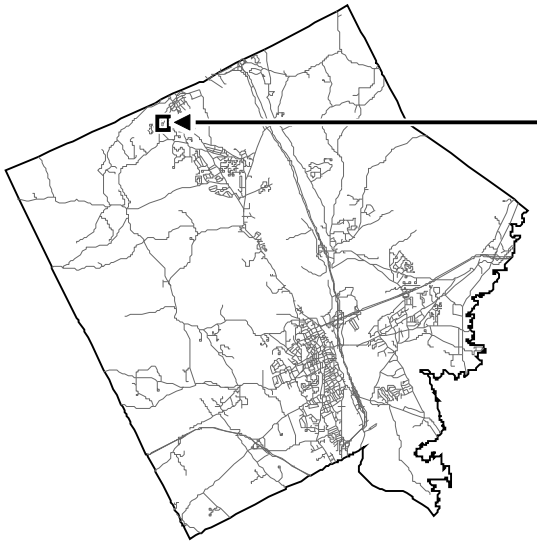

Disclaimer of Mapping Accuracy
Engineering Services Division
City of Concord, New Hampshire

GEOGRAPHIC INFORMATION SYSTEM

This map conforms to the United States National Map Accuracy Standards. It was prepared for use by the City of Concord and uses a database digitized at a scale of 1:1200. Enlargements may produce measurable discrepancies. The City makes no representations or guarantees of its accuracy or its suitability for use other than by the City. Users other than the City, do so at their own risk.

Not to Scale

FY 2020
CIP PROJECT #603

WASHINGTON STREET
BRIDGE REPLACEMENT

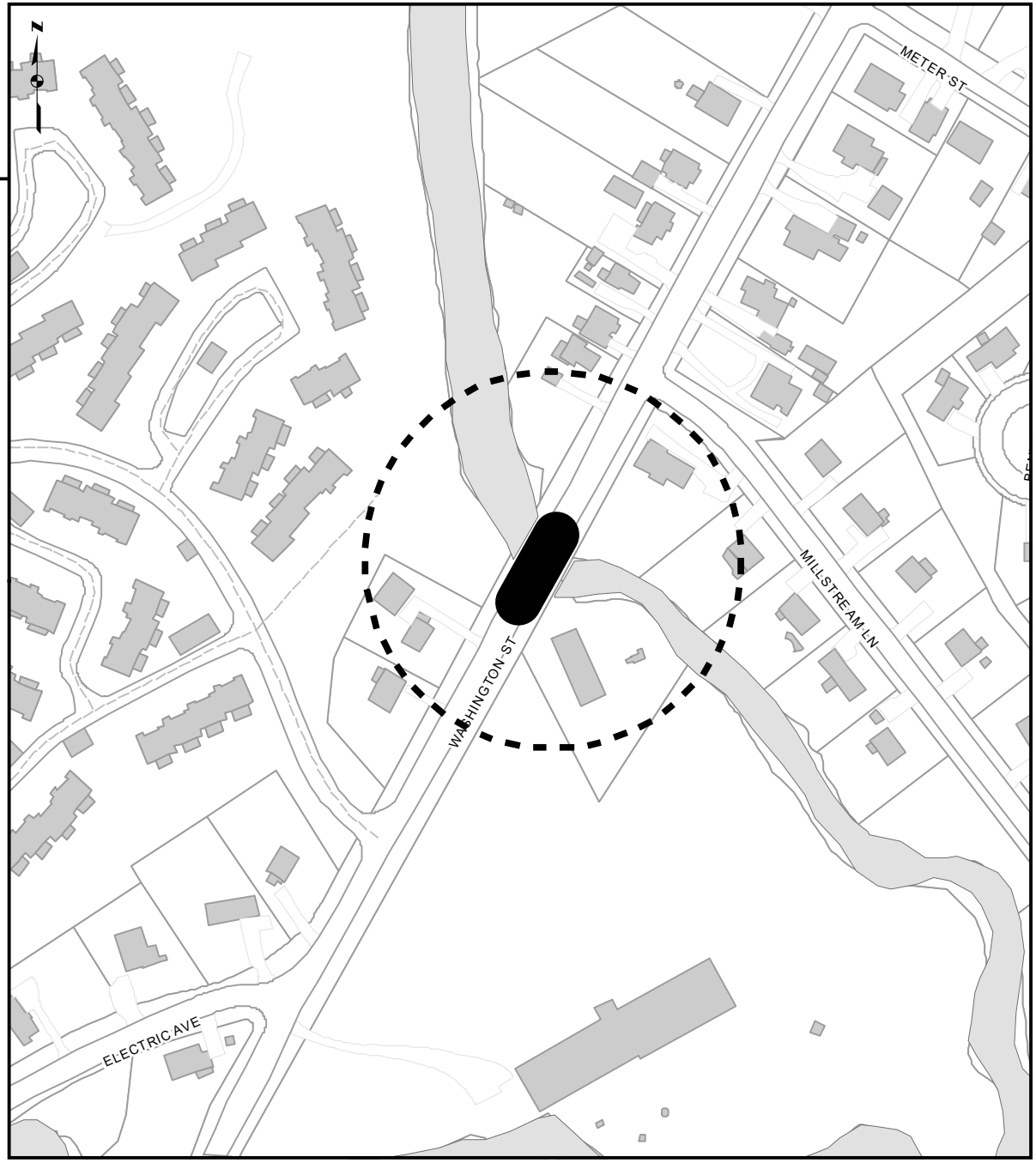

2020-2029
CAPITAL IMPROVEMENT
PROJECT DETAIL

PROJECT: CD-COMMUNITY PLANNING #609-Main Street Sign Panels

I. PROJECT TYPE: Community Planning/Implementation

II. LOCATION: Main Street

III. PROJECT OBJECTIVES AND BACKGROUND

NEED SERVED:										
	☐ New	N/A	Safety	N/A	Facility Cond.	N/A	Productivity			
	☐ Replace	N/A	Mandates	N/A	Service Def.	N/A	Tax Base Exp.	L	City Master Pl.	
	☐ Rebuild	N/A	O + M Costs	M	Council Goals	N/A	Timeliness			
	☐ Total-Cost-of-Ownership (TCO) or Life-cycle Cost (LCC) analysis									

DESCRIPTION: The information sign panels included as part of the Main Street project were originally proposed to be rotated out every several years with new panels to keep the information fresh, active, and engaging for the public. One complete set of panels has been created and installed. These funds would be used to create a second set of panels. The funds include the cost of generating content, graphic design of the panel, and fabrication.

SERVICE IMPACT: Changing the panels out every few years will enhance the public's engagement with the signs and increase the effectiveness of the signs as educational and tourist amenities. It allows greater coverage of topics central to the history of the City, and greater sharing of historic images. There may be opportunities for sponsorship of panels or topics in the future.

IMPACT IF NOT FUNDED: The signs will remain static in perpetuity until the City chooses to update them, potentially losing interest for the public if a long period elapses with no change.

IV PREVIOUS FISCAL YEAR AUTHORIZED:

PREVIOUS AMOUNT:

V. PROJECT USEFUL LIFE (In Years): 12

Expected Bond Term (in Years)

VI. PROJECT FUND SUMMARY

Fund	Type	2020	2021	2022	2023	2024	2025	2026	2027	2028	2029	Ten Years
Other	Federal	0	0	18,000	18,000	0	0	0	0	0	0	36,000
	Total	0	0	18,000	18,000	0	0	0	0	0	0	36,000

PROJECT: CD-COMMUNITY PLANNING #609-Main Street Sign Panels

VII. PROJECT FUND DETAIL

Fiscal Year	Fund Type	Amount	Action
2022	Other Federal	18,000	Funds for design and fabrication of 3 sign panels, including a small panel that has duplicate information on S. Main, and 2 larger panels for updated material on N. Main
		$18,000	2022 Subtotal
2023	Other Federal	18,000	Funds for design and fabrication of 3 sign panels, including a small panel on S. Main, and 2 larger panels on N. Main
		$18,000	2023 Subtotal
	TOTAL	$36,000	

2020-2029
CAPITAL IMPROVEMENT
PROJECT DETAIL

PROJECT: POLICE - OPERATIONS #610-Police Radio and Phone Line Recorder System

I. PROJECT TYPE: Public Safety

II. LOCATION: Police

III. PROJECT OBJECTIVES AND BACKGROUND

NEED SERVED:

☐	New	L	Safety	N/A	Facility Cond.	N/A	Productivity		
☑	Replace	N/A	Mandates	H	Service Def.	N/A	Tax Base Exp.	N/A	City Master Pl.
☐	Rebuild	H	O + M Costs	N/A	Council Goals	H	Timeliness		

☐ Total-Cost-of-Ownership (TCO) or Life-cycle Cost (LCC) analysis

DESCRIPTION: The purpose of this project is to replace the police radio and telephone line recording system. The current system is dated and in need of replacement/update. Maintenance and support of the current system has become problematic and these issues will only increase over time.

During FY18 the Department updated its radio system utilizing current technology. The current radio recording system has limited compatibility with the new radio system. In order to most effectively and efficiently maintain police radio and phone line recordings a new system is needed.

SERVICE IMPACT: Without update of the recording capabilities the Department faces issues in terms of officer safety, investigations, as well as right to know requests. All of these areas rely at times on access to police radio and phone line recordings.

IMPACT IF NOT FUNDED: The ability of the Department to maintain and access recordings could be compromised by utilizing current equipment. This could potentially affect officer safety, investigations, and right to know requests.

IV PREVIOUS FISCAL YEAR AUTHORIZED:

PREVIOUS AMOUNT:

V. PROJECT USEFUL LIFE (In Years): 5

Expected Bond Term (in Years)

VI. PROJECT FUND SUMMARY

Fund	Type	2020	2021	2022	2023	2024	2025	2026	2027	2028	2029	Ten Years
General	G.O. Bonds	50,000	0	0	0	0	0	0	0	0	0	50,000
	Total	50,000	0	0	0	0	0	0	0	0	0	50,000

PROJECT: POLICE - OPERATIONS #610-Police Radio and Phone Line Recorder System

VII. PROJECT FUND DETAIL

Fiscal Year	Fund Type	Amount	Action
2020	General G.O. Bonds	50,000	Replacement of Police Radio and Telephone Recording System.
		$50,000	2020 Subtotal
	TOTAL	$50,000	

2020-2029
CAPITAL IMPROVEMENT
PROJECT DETAIL

PROJECT: CD-ENGINEERING SERVICES #611-Eastman Street Retaining Wall

I. PROJECT TYPE: Street Corridor Improvements

II. LOCATION: 8 Eastman Street

III. PROJECT OBJECTIVES AND BACKGROUND

NEED SERVED:									
	☐ New	H	Safety	H	Facility Cond.	N/A	Productivity		
	☑ Replace	N/A	Mandates	H	Service Def.	N/A	Tax Base Exp.	N/A	City Master Pl.
	☐ Rebuild	N/A	O + M Costs	M	Council Goals	H	Timeliness		Corridor Improvements
	☐ Total-Cost-of-Ownership (TCO) or Life-cycle Cost (LCC) analysis								

DESCRIPTION: Replace an existing retaining wall that has deteriorated beyond the point of repair. Wall is located along Eastman Street in front of Lots 81-1-2 and 81-1-10.

SERVICE IMPACT: The retaining wall is located behind and supports a major utility junction pole.

IMPACT IF NOT FUNDED: Failure of wall would result in collapse of the adjacent utility pole, utility service outages, damage to public infrastructure and private property, as well as injuries to the general public.

IV PREVIOUS FISCAL YEAR AUTHORIZED:

PREVIOUS AMOUNT:

V. PROJECT USEFUL LIFE (In Years):

Expected Bond Term (in Years)

VI. PROJECT FUND SUMMARY

Fund	Type	2020	2021	2022	2023	2024	2025	2026	2027	2028	2029	Ten Years
General	G.O. Bonds	0	0	0	0	0	0	0	0	190,000	0	190,000
	Total	0	0	0	0	0	0	0	0	190,000	0	190,000

VII. PROJECT FUND DETAIL

Fiscal Year	Fund Type	Amount	Action
2028	General G.O. Bonds	190,000	Replace retaining wall.
		$190,000	2028 Subtotal

PROJECT:	CD-ENGINEERING SERVICES	#611-Eastman Street Retaining Wall
TOTAL		$190,000

2020-2029
CAPITAL IMPROVEMENT
PROJECT DETAIL

PROJECT: INFORMATION TECHNOLOGY #615-Fiber System Replacement

I. PROJECT TYPE: Information Technology & Communications

II. LOCATION: City wide

III. PROJECT OBJECTIVES AND BACKGROUND

NEED SERVED:									
	☐ New	M	Safety		Facility Cond.		Productivity		
	☑ Replace	L	Mandates	L	Service Def.		Tax Base Exp.		City Master Pl.
	☐ Rebuild		O + M Costs		Council Goals	L	Timeliness		Long-Range Planning
	☐ Total-Cost-of-Ownership (TCO) or Life-cycle Cost (LCC) analysis								

DESCRIPTION: The purpose of this project is to establish and implement a capital improvement program for the City's fiber optic system. The system is an integral component of the City's information technology infrastructure and is used to transmit data between various City facilities. The components of the system are varied in age, condition and functionality.

SERVICE IMPACT: Periodic replacement of the fiber infrastructure system will ensure a reliable form of communications for emergency services, normal daily operations, customer service, surveillance and alarm systems.

IMPACT IF NOT FUNDED: Increased frequency and duration of equipment failure resulting in risk to public safety and inability to perform normal daily business.

IV PREVIOUS FISCAL YEAR AUTHORIZED: 2001 PREVIOUS AMOUNT:

V. PROJECT USEFUL LIFE (In Years): 25 Expected Bond Term (in Years) 10

VI. PROJECT FUND SUMMARY

Fund	Type	2020	2021	2022	2023	2024	2025	2026	2027	2028	2029	Ten Years
General	Capital Transfer	0	0	0	0	0	0	25,000	500,000	0	0	525,000
	Total	0	0	0	0	0	0	25,000	500,000	0	0	525,000

PROJECT: INFORMATION TECHNOLOGY #615-Fiber System Replacement

VII. PROJECT FUND DETAIL

Fiscal Year	Fund Type	Amount	Action
2026	General Capital Transfer	25,000	Review of existing fiber infrastructure for degradation and estimate lifespan of current hardware.
		$25,000	2026 Subtotal
2027	General Capital Transfer	500,000	Replacement of fiber infrastructure.
		$500,000	2027 Subtotal
	TOTAL	$525,000	

2020-2029
CAPITAL IMPROVEMENT
PROJECT DETAIL

PROJECT: POLICE - OPERATIONS #616-Parking Division Technology

I. PROJECT TYPE: Parking

II. LOCATION: City wide

III. PROJECT OBJECTIVES AND BACKGROUND

NEED SERVED:									
	☑ New	L	Safety	N/A	Facility Cond.	H	Productivity		
	☑ Replace	L	Mandates	H	Service Def.	N/A	Tax Base Exp.	H	City Master Pl.
	☐ Rebuild	L	O + M Costs	H	Council Goals	M	Timeliness		
	☐ Total-Cost-of-Ownership (TCO) or Life-cycle Cost (LCC) analysis								

DESCRIPTION: The purpose of this project is to implement a variety of technological improvements for the City's Parking Division.

SERVICE IMPACT: New technology will help the city better communicate with its patrons, enable web based payments for citations, leases, and permits, as well as allow the Parking Division to operate more efficiently.

IMPACT IF NOT FUNDED: Customer service levels will remain unchanged and opportunities for increased operational efficiency will remain untapped.

IV PREVIOUS FISCAL YEAR AUTHORIZED:

PREVIOUS AMOUNT:

V. PROJECT USEFUL LIFE (In Years): 5

Expected Bond Term (in Years) 5

VI. PROJECT FUND SUMMARY

Fund	Type	2020	2021	2022	2023	2024	2025	2026	2027	2028	2029	Ten Years
Parking	Capital Transfer	0	0	0	58,000	30,000	0	0	0	0	0	88,000
	Total	0	0	0	58,000	30,000	0	0	0	0	0	88,000

VII. PROJECT FUND DETAIL

Fiscal Year	Fund Type	Amount	Action
2023	Parking Capital Transfer	58,000	Replacement of portable radios for Parking Division. Pending replacement of all units for the Police Department.
		$58,000	2023 Subtotal

PROJECT: POLICE - OPERATIONS #616-Parking Division Technology

2024	Parking	Capital Transfer	30,000	5 Year Update for Parking Website
			$30,000	2024 Subtotal
	TOTAL		$88,000	

2020-2029
CAPITAL IMPROVEMENT
PROJECT DETAIL

PROJECT: POLICE - OPERATIONS #618-Unmanned Aerial System (UAS)

I. PROJECT TYPE: Public Safety

II. LOCATION: Police/Other City Departments as necessary

III. PROJECT OBJECTIVES AND BACKGROUND

NEED SERVED:										
	☑ New	L	Safety	N/A	Facility Cond.	L	Productivity			
	☐ Replace	N/A	Mandates	H	Service Def.	N/A	Tax Base Exp.	N/A	City Master Pl.	
	☐ Rebuild	N/A	O + M Costs	L	Council Goals	L	Timeliness			

☐ Total-Cost-of-Ownership (TCO) or Life-cycle Cost (LCC) analysis

DESCRIPTION: The purpose of this capital project is to provide funding for an Unmanned Aerial System (UAS). These types of systems have seen extensive growth over the last several years in areas including public safety as well as meeting many other needs of municipalities. A UAS would be utilized by the police department for searcl operations over large areas, crime scene documentation, critical incident management, as well as improving officer safety without putting lives in jeopardy.

Additionally, other City Departments could utilize this technology to improve the delivery of the services they provide. This could include the Fire Department, Engineering, Assessing, Planning, Economic Development, Public Information, as well as Parks and Recreation.

SERVICE IMPACT: The implementation of an Unmanned Aerial System would provide a significant tool available for public safety not only for City staff but also the public as a whole. Additionally this tool could be utilized to improve efficiencies and service delivery for many departments throughout the City.

IMPACT IF NOT FUNDED: Public Safety staff will continue to perform the functions of their positions, however will not have the ability to utilize available technology which improves safet and efficiencies in the field. Other City staff will also continue with operations with the disadvantage of not having available technology to provide services to th community.

IV PREVIOUS FISCAL YEAR AUTHORIZED: PREVIOUS AMOUNT:

V. PROJECT USEFUL LIFE (In Years): 5 Expected Bond Term (in Years)

VI. PROJECT FUND SUMMARY

Fund	Type	2020	2021	2022	2023	2024	2025	2026	2027	2028	2029	Ten Years
General	G.O. Bonds	0	50,000	0	0	0	0	0	0	0	0	50,000
	Total	0	50,000	0	0	0	0	0	0	0	0	50,000

PROJECT: POLICE - OPERATIONS #618-Unmanned Aerial System (UAS)

VII. PROJECT FUND DETAIL

Fiscal Year	Fund Type	Amount	Action
2021	General G.O. Bonds	50,000	Unmanned aerial vehicle.
		$50,000	2021 Subtotal
	TOTAL	$50,000	

2020-2029
CAPITAL IMPROVEMENT
PROJECT DETAIL

PROJECT: CD-ENGINEERING SERVICES #619-Airport Miscellaneous Repairs & Improvements

I. PROJECT TYPE: Airport

II. LOCATION: Concord Municipal Airport

III. PROJECT OBJECTIVES AND BACKGROUND

NEED SERVED:									
	☐ New	M	Safety	H	Facility Cond.	L	Productivity		
	☑ Replace	L	Mandates	H	Service Def.	L	Tax Base Exp.	M	City Master Pl.
	☑ Rebuild	N/A	O + M Costs	N/A	Council Goals	L	Timeliness	Airport	

☐ Total-Cost-of-Ownership (TCO) or Life-cycle Cost (LCC) analysis

DESCRIPTION: The purpose of this project is to implement various miscellaneous repairs and improvements at the Concord Municipal Airport, which might be reimbursed by the State of New Hampshire or the Federal Aviation Administration.

SERVICE IMPACT: Routine maintenance of facilities and equipment at the Airport is required in order to avoid potential liabilities, as well support economic development initiatives associated with the Airport.

IMPACT IF NOT FUNDED: Operational efficiency will be hindered. Potential liability associated with non-repaired or maintained facilities, infrastructure, and equipment.

IV PREVIOUS FISCAL YEAR AUTHORIZED: PREVIOUS AMOUNT: 0

V. PROJECT USEFUL LIFE (In Years): 10 Expected Bond Term (in Years) 10

VI. PROJECT FUND SUMMARY

Fund	Type	2020	2021	2022	2023	2024	2025	2026	2027	2028	2029	Ten Years
Airport	G.O. Bonds	63,120*	0	0	0	0	0	0	0	0	0	63,120
Other	State	252,480*	0	0	0	0	0	0	0	0	0	252,480
	Total	315,600	0	0	0	0	0	0	0	0	0	315,600

PROJECT: CD-ENGINEERING SERVICES #619-Airport Miscellaneous Repairs & Improvements

VII. PROJECT FUND DETAIL

Fiscal Year	Fund Type	Amount	Action
2020	Other State	252,480	Improve, repair, or replace the following: Snow Removal Equipment (SRE) tires, airport signage, mowing equipment, pavement improvements for parking lot / aircraft tie downs / aprons, Snow Removal Equipment gate, and Runway 17 Precision Approach Path Indicator (PAPI) lights. Anticipated to be funded by NH Department of Transportation Airport Improvement and Maintenance Program grant.
	Airport G.O. Bonds	63,120	City matching funds.
		$315,600	2020 Subtotal
	TOTAL	$315,600	